



2017

City of Greater Sudbury Annual Report

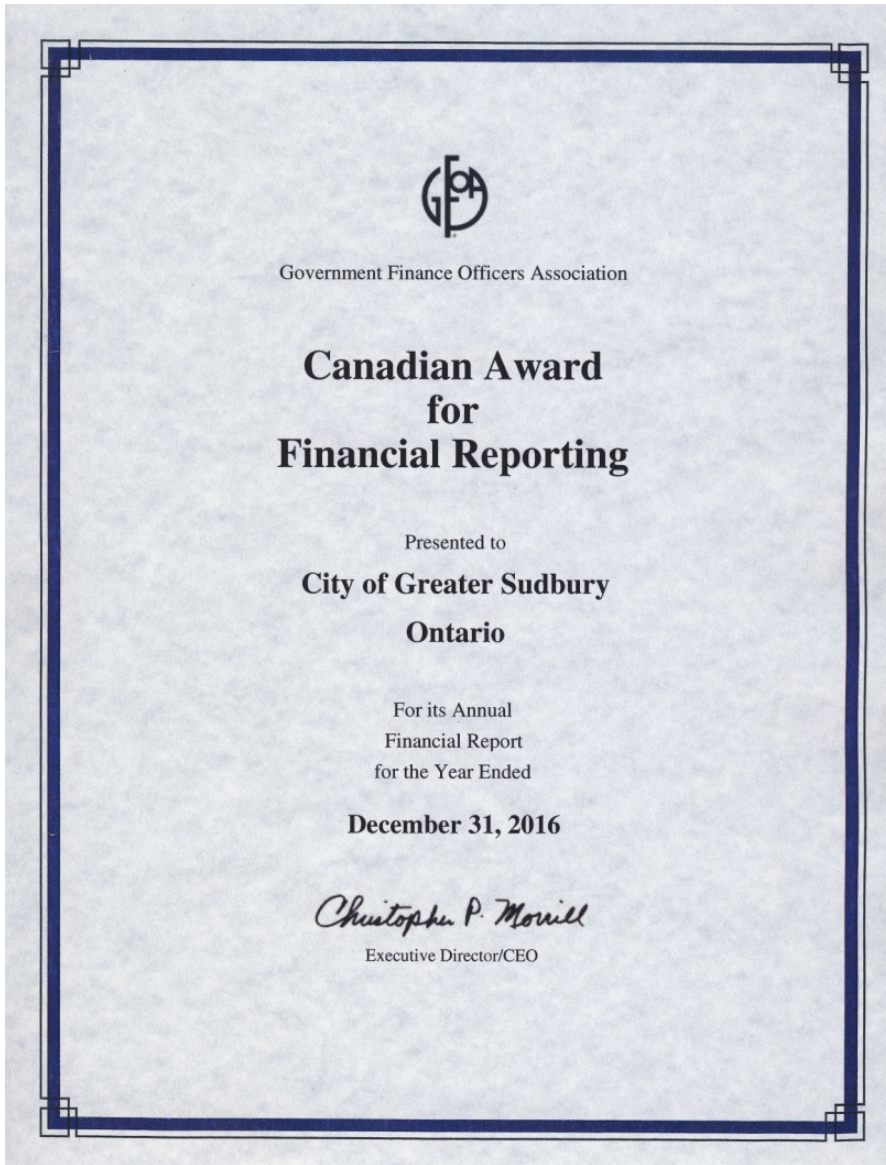
For the year ended December 31, 2017



Annual Report

- Large projects
- Economic indicators
- 2017 results
- Key financial elements
- Consolidated financial statements

Message from Chief Administrative Officer.....	1
Message from the Mayor.....	2
Greater Together, the 2015-2018 Corporate Strategic Plan.....	3
Greater Sudbury's Planning Framework.....	3
2018 Budget.....	4
Large Projects.....	5
The Environment In Which We Work.....	6
Greater Sudbury at a Glance.....	7
Local Economy.....	7
Strategic Context.....	7
Growth Management.....	8
Employment By Sector.....	9
Taxation.....	10
Organization Profile.....	11
Vision, Mission, Values.....	11
City Council.....	12
Organization.....	13
Organizational Activities.....	14
2017 Data.....	16
2017 Organizational Results.....	16
Benchmark Information.....	16
Message from Executive Director of Finance, Assets and Fleet.....	17
Financial Reporting.....	18
Financial Management.....	19
Financial Condition.....	21
2017 Financial Results.....	23



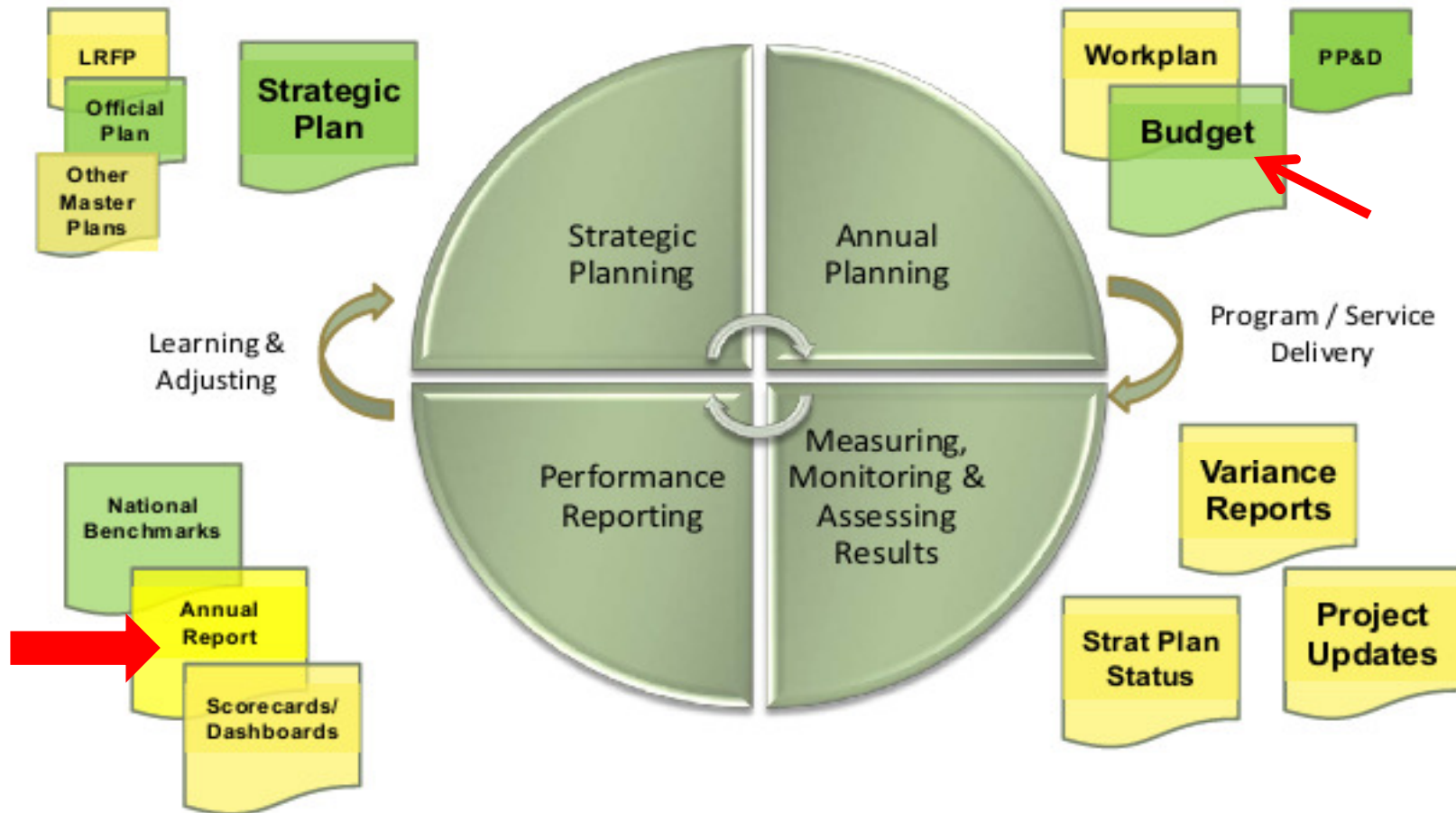
Requirements

- ✓ Publicly reported
- ✓ Conform to GAAP
- ✓ Unqualified opinion

What does it mean to receive this Award?

- ✓ Transparent
- ✓ Disclosure
- ✓ Clear and concise

Budget and Financial Statements



Budget and Financial Statements Differences

Annual budget:

- ✓ Tool to calculate taxation required
- ✓ Provide a service level
- ✗ Costs to be funded in a future period
- ✗ Utilization of tangible capital assets

Financial statements:

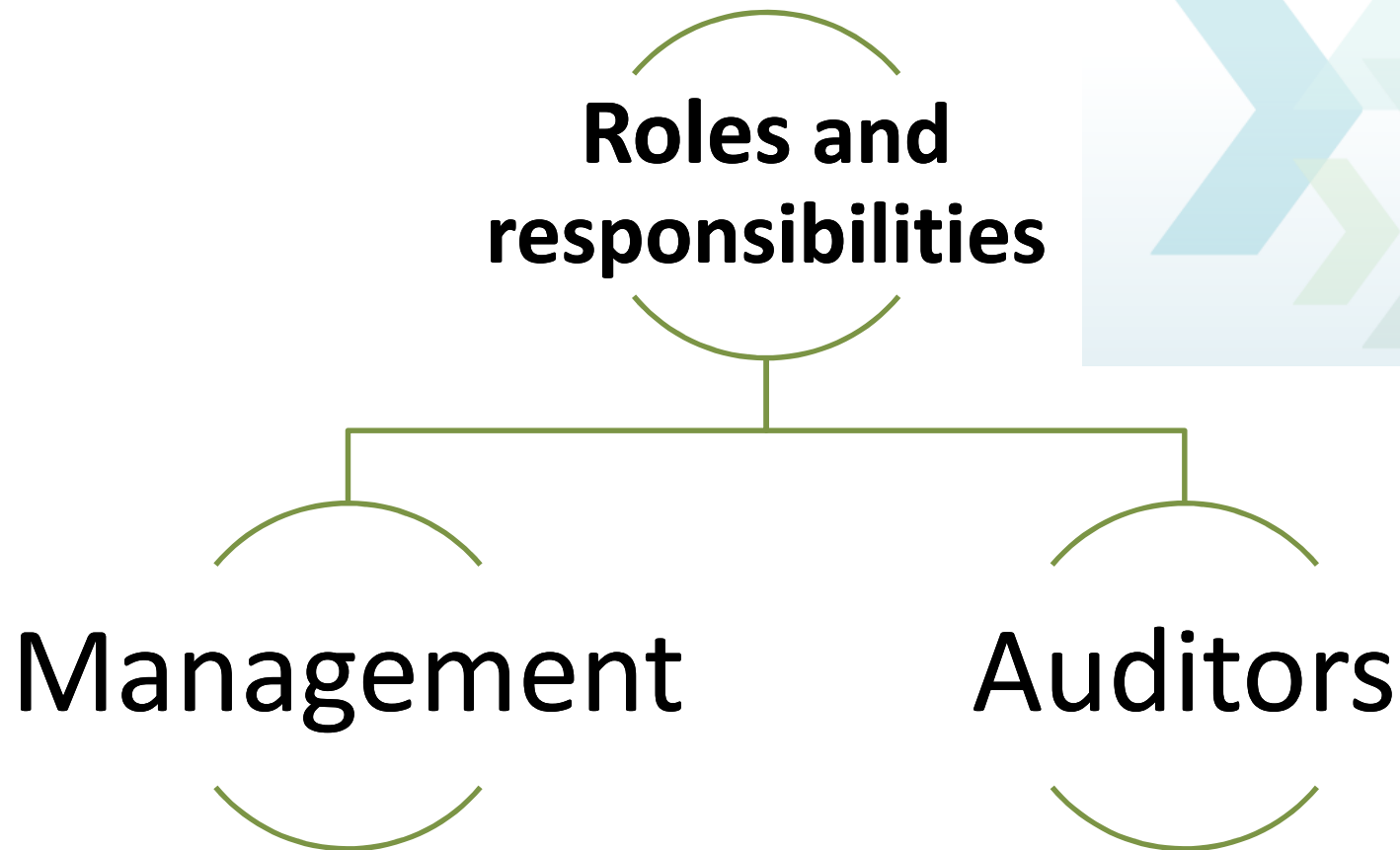
- ✓ Records transactions when they occur
- ✗ TCA recorded at historical costs
- ✓ Financial condition
- ✓ Financial performance

Budget and Financial Statements

Reporting Differences

- ≠ **Non consolidated vs consolidated**
- ≠ **Municipal Act & internal policies vs PSAB & MMA**
- ≠ **TCA as expense vs asset**
- ≠ **Debt payments as expense vs reduction in liability**
- ≠ **One part of the story vs more complete picture**

Audited Financial Statements



Financial Statements

Consolidated Entities

Greater Sudbury Housing Corporation
Greater Sudbury Police Services Board
Downtown Sudbury
Greater Sudbury Public Library Board
Flour Mill Business Improvement Area

Government Business Enterprises

Greater Sudbury Utilities Inc.
Sudbury Airport Community Development
Corporation

Financial Statements

Consolidated Statement of:

- Financial Position
- Operations and Accumulated Surplus
- Change in Net Financial Assets
- Cash Flow

CITY OF GREATER SUDBURY

Consolidated Statement of Financial Position
(in thousands of dollars)
December 31, 2017, with comparative information for 2016

	2017	2016
Financial assets		
Cash	\$ 6,188	7,044
Taxes receivable (note 3)	9,388	7,122
Accounts receivable (note 4)	69,426	48,252
Inventory held for resale	2,474	3,044
Investment in Government Business Enterprises (note 5 (a))	108,150	105,986
Investments (note 6)	298,357	323,144
	493,955	494,592
Financial liabilities		
Accounts payable and accrued liabilities (note 7)	99,200	93,650
Deferred revenue - obligatory reserve funds (note 9)	40,489	43,463
Deferred revenue - other (note 10)	3,590	3,366
Employee benefit obligations (note 11)	62,523	59,075
Solid waste management facility liability (note 12)	14,944	14,429
Long-term liabilities (note 13)	77,472	82,597
	298,218	296,580
Net financial assets	\$ 195,737	198,012
Non-financial assets		
Tangible capital assets (note 14)	1,488,881	1,439,235
Inventory of supplies	3,976	4,785
Prepaid expenses	4,720	4,723
	1,497,577	1,448,743
Contractual obligations and commitments (note 16)		
Accumulated Surplus (note 17)	\$ 1,693,313	1,646,755

The accompanying notes are an integral part of these consolidated financial statements.

Statement of Financial Position

Cash

Net Financial Assets

•Resource

Sustainability

Accumulated Surplus

•1.4 billion in TCA

•Mostly non financial

Statement of Operations

Revenues

- 42.5% Tax revenue
- 29.8% Government transfers

✘ Vulnerability

Expenses

Annual Surplus

CITY OF GREATER SUDBURY

Consolidated Statement of Operations and Accumulated Surplus
(in thousands of dollars)
December 31, 2017, with comparative information for 2016

	2017 Budget	2017 Actual	2016 Actual
	(note 16)		
Revenues			
Government transfers - Provincial	\$ 141,098	148,686	\$ 132,062
- Federal	31,441	31,557	4,592
Taxation (note 19)	257,833	257,561	246,972
User charges	126,099	124,053	119,971
Investment income	9,826	10,150	10,063
Fines and penalties	6,147	7,501	6,012
Other revenues (note 20)	26,760	23,762	25,440
Government Business Enterprises net earnings (note 5 (b))	1,605	2,164	10,769
	600,809	605,434	555,881
Expenses			
General government	23,192	23,700	25,269
Protection services	94,541	98,041	94,588
Transportation services	110,452	113,519	110,610
Environmental services	95,100	92,760	87,338
Health services	29,631	30,493	28,713
Social and family services	104,283	105,405	103,845
Social housing	39,461	39,599	33,912
Recreation and cultural services	37,422	42,911	42,112
Planning and development	12,874	12,448	12,729
	546,956	558,876	539,116
Annual Surplus	53,853	46,558	16,765
Accumulated surplus, beginning of the year	1,646,755	1,646,755	1,629,990
Accumulated surplus, end of the year	\$ 1,700,608	\$ 1,693,313	\$ 1,646,755

The accompanying notes are an integral part of these consolidated financial statements.



- More than usual
- New statement of remeasurement gains and losses
- New assets/ liabilities being recorded
- Additional disclosure

- **On or after April 1, 2017 (effective 2018)**
 - ↗ PS2200 Related Party Disclosures
 - ↗ PS3210 Assets
 - ↗ PS3320 Contingent Assets,
 - ↗ PS3380 Contractual Rights
 - ↗ PS3420 Inter-entity Transactions
- **On or after April 1, 2018 (effective 2019)**
 - ↗ PS3430 Restructuring Transactions
- **On or after April 1, 2021 (effective 2022)**
 - ↗ PS1201 Financial Statement Presentation
 - ↗ PS2601 Foreign Currency Translation
 - ↗ PS3041 Portfolio Investments
 - ↗ PS3450 Financial Instruments
 - ↗ PS3280 Asset retirement obligations



2017

City of Greater Sudbury
Annual Report
For the year ended December 31, 2017

