

2024 Point-in-Time Homelessness Enumeration Results Report





2024 Point-in-Time Homelessness Enumeration Results Report

Table of Contents

Executive Summary	3
Objectives	3
Background and Methods	3
Results	4
Background and Purpose	6
Methodology	7
Planning	7
Training	7
Administration of Survey and Enumeration	7
Challenges and Limitations	8
Results	8
Enumeration Results	8
Survey Results	9
Sleeping Arrangements	9
Demographics	9
Experiences of Homelessness	14
Length of Time in Sudbury	18
Foster Care Involvement	19
Health Challenges	19
Conclusion and Next Steps	20



2024 Point-in-Time Homelessness Enumeration Results Report

Executive Summary

Objectives

Under the Federal government's Reaching Home: Canada's Homelessness Strategy program, communities are required to conduct a Point-in-Time (PiT) Count to provide a community-level measure of sheltered and unsheltered homelessness. It also provides a national picture of homelessness.

The PiT Counts are comprised of two components¹ :

- 1. A PiT Count Enumeration:** an estimate of the number of people experiencing homelessness within a determined geographical area on a single night. It also identifies the location where they spent the night: in shelters, transitional housing or unsheltered locations.
- 2. A Survey on Homelessness:** The survey includes a set of standardized questions that are administered directly to individuals experiencing homelessness. Respondents include those in shelters, transitional housing, health and correctional systems, unsheltered locations, and hidden homeless (e.g., people who are "couch surfing"). The survey collects information on the characteristics and experiences of people experiencing homelessness to help community organizations and all orders of government better understand and serve this population across Canada.

¹Government of Canada: Point-in-Time Counts of Homelessness <https://housing-infrastructure.canada.ca/homelessness-sans-abri/resources-ressources/point-in-time-denombrement-ponctuel-eng.html>

Background and Methods

The PiT Count is an event where individuals experiencing homelessness in the City of Greater Sudbury are counted and surveyed to determine the picture of homelessness in our community at one specific point in time.

The PiT Count enumeration was conducted on October 8, 2024. The PiT Count survey was conducted from October 8 to October 15, 2024. Both components were conducted throughout Greater Sudbury by trained staff from homelessness-serving agencies in the community. 37 trained staff were involved in this year's count from the following service providers: Centre de santé communautaire du Grand Sudbury, John Howard Society, L'association des jeunes de la rue, N'Swakamok Native Friendship Centre, Canadian Mental Health Association – Sudbury/Manitoulin (CMHA-S/M), Salvation Army Cedar Place, Elizabeth Fry Safe Harbour House, Ontario Aboriginal Housing Services, YWCA Geneva House, Monarch Recovery Services, Sudbury and District Nurse Practitioners Clinic, and City of Greater Sudbury Social Services.

The PiT Count includes two forms of data collection: a count of individuals experiencing homelessness on one night only (October 8, 2024) and a survey of individuals encountered between October 8 and October 15, 2024, who identified as experiencing homelessness the night of October 8. The enumeration was completed using a combination of individuals who identified themselves as experiencing homelessness through screening questions and of observed experiences of homelessness. Observations were used for individuals who could not or declined to answer the short survey questions, but who showed clear signs of being homeless on the night of the enumeration (e.g., if they are sleeping in an unsheltered location and they have their belongings with them)². Those who were asked the screening questions were able to confirm where they would be sleeping on the night of October 8. Individuals participating in the survey were asked screening questions to ensure they met the definition of homelessness before staff proceeded with the survey. To align with the PiT count guidelines provided by the Federal government, questions were focused on the respondents' experience of homelessness for the night of October 8, 2024, only. Surveys were captured through the Homeless Individuals and Families Information System (HIFIS) in real time using computers and tablets. Paper copies of the survey were also provided to surveyors. De-identified data was reported back to the federal government.

²Reaching Home: Canada's Homelessness Strategy. Everyone Counts: A Guide to Point-in-Time Counts in Canada, 4th ed. <https://homelessnesslearninghub.ca/wp-content/uploads/2024/04/Guide-to-Point-in-Time-Counts-in-Canada-4th-Edition-2-1.pdf>



2024 Point-in-Time Homelessness Enumeration Results Report



Results



505

On the night of October 8, 2024, there were a total of **505 persons** identified as experiencing homelessness in a shelter, transitional housing, and unsheltered (e.g., unsheltered in public space, encampment).



67%

From the enumeration count, **67%** of people were identified as staying in an encampment/unsheltered in a public space or unknown, **16%** were staying in an emergency shelter, and **17%** in transitional housing or provincial system (e.g. hospital, corrections facility).



45%

From October 8 to October 15, 2024, 229 people who were homeless on the night of October 8 agreed to participate in a survey, accounting for **45%** of those who were enumerated.

36% of people surveyed stated they were spending the night in a shelter, while **34%** stated they were staying unsheltered/unsure or in an encampment, and **14%** were staying in transitional housing or provincial systems.

Experience in Emergency Shelters

68% of survey respondents stated they had stayed in an emergency shelter within the last year.

Reasons for Homelessness

The main reason respondents stated they lost their housing was due to not having enough income (**43%**). When asked if the housing loss was due to an eviction, **44%** of respondents reported yes.

Re-locating to Sudbury

72% of survey respondents stated they had been in Sudbury for more than five years. **12%** of survey respondents stated they had re-located to Sudbury within 1 to 5 years; **5%** within the last 6 to 12 months; and **7%** within the past 3 to 6 months. **4%** of survey respondents had been in Sudbury for less than 3 months.

Experiences with Child Welfare

41% of survey respondents had their first experience of homelessness before the age of 24. **35%** of respondents stated they had been in foster care or a youth group home. **74%** of these survey respondents felt that Child Protection Services was not helpful when transitioning to independence when leaving foster care or a group home, with **24%** becoming homeless within 30 days of leaving foster care/group home.



2024 Point-in-Time Homelessness Enumeration Results Report



Demographics

- Most survey respondents (**79%**) were adults between the ages of 25 and 59, with **8%** of respondents being youth between the ages of 16 and 24, and **12%** being seniors over the age of 60.
- Self-reports on gender identity characterized **33%** of survey respondents as women, **63%** as men, and **4%** as two-spirit, trans-women, non-binary (genderqueer), or not-listed.
- Regarding sexual orientation, **90%** of respondents self-reported that they identified as heterosexual while **10%** indicated that they identified as bisexual, gay, lesbian, pansexual, two-spirit, or not-listed.
- The number of survey respondents who identified as veterans, with backgrounds involving service in the military or RCMP, was **9**.
- The number of survey respondents who reported they came to Canada as an immigrant, refugee, asylum claimant, or through another process was **19**.
- The number of survey respondents who identified as a racial minority was **24**.

Indigeneity

38% of survey respondents identified as Indigenous (First Nations, Metis, Inuit or North American Indigenous Ancestry), in comparison to the proportion of individuals who identify as Indigenous in the total population of Greater Sudbury (**11.3%**), according to 2021 census data³. With guidance and input from Indigenous partners at the N'Swakamok Native Friendship Centre, the community included a count of Indigeneity of those individuals who were observed to be homeless and did not take part in the survey. It was felt that data from only the survey would not accurately reflect the overrepresentation of Indigenous individuals experiencing homelessness in the community. **33%** of those observed to be homeless were identified as Indigenous.

³Statistics Canada: Focus on Geography Series, 2021 Census of Population <https://www12.statcan.gc.ca/census-recensement/2021/as-sa/fogs-spg/page.cfm?lang=E&topic=8&dguid=2021S0503580>

Family Homelessness

Single adults comprise the largest percentage of the homeless population who participated in the survey (**71%**). There were **66** family households experiencing homelessness the night of the PiT Count. These households had one or more dependent child, another adult, a partner, or a pet.

Health Challenges

Concerning health challenges, **73%** of survey respondents reported a substance use issue and **71%** reported a mental health issue. **50%** of respondents reported an illness or medical condition and **46%** reported physical mobility concerns. **36%** of respondents reported a learning, intellectual/developmental or cognitive function concern, and **27%** reported an acquired brain injury. **27%** of respondents reported concerns with their senses, such as seeing or hearing.

Income Sources

Most survey respondents were in receipt of social assistance (**84%**) which includes both Ontario Works and Ontario Disability Support Program benefits. **59%** of individuals receiving social assistance were in receipt of Ontario Works.



2024 Point-in-Time Homelessness Enumeration Results Report

Background and Purpose

The City of Greater Sudbury receives funding from the Reaching Home: Canada's Homelessness Strategy, a federal funding program designed to support communities to support the needs of the most vulnerable Canadians; to improve access to safe, stable and affordable housing. This includes supporting the reduction of chronic homelessness.

Under the Reaching Home funding agreement, communities are required to participate in a coordinated Point-in-Time count, as a measure of reducing chronic homelessness in the community when conducted over subsequent years.

The 2024 enumeration followed requirements set out by the federal government, using a Point-in-Time count method, to count individuals on one night only – which was chosen as October 8 within Greater Sudbury.

There was a survey period that could be extended for up to one month, which was conducted over one week – October 8 to 15 – asking about experiences of homelessness on the night of October 8.

The previous 2021 enumeration followed requirements set out by the federal and provincial governments using a Point-on-Time count method, to count individuals experiencing homelessness on one night only, October 19.

Participants were surveyed from October 19 to 22 and were asked questions about their experience of homelessness on the night of October 19. Prior to that, the City of Greater Sudbury conducted enumerations in 2015 and 2018 in partnership with Laurentian University. These counts were conducted over a month using period-prevalence methodology. The reports outlining the results from previous PiT Counts can be found on the City of Greater Sudbury [website](#).





2024 Point-in-Time Homelessness Enumeration Results Report

Methodology

Planning

A Point-in-Time Count planning committee was formed during the summer of 2024 to prepare for the autumn 2024 PiT Count. Committee members included staff from City of Greater Sudbury Social Services, Homelessness Network, N'Swakamok Native Friendship Centre, and the Canadian Mental Health Association – Sudbury/Manitoulin (CMHA – S/M).

Training

Staff from community partner agencies within the homelessness-serving sector were leveraged to complete surveys with people experiencing homelessness, due to their knowledge and experience working with this population. In total, 37 staff participated in the PiT Count from the following service providers: Centre de santé communautaire du Grand Sudbury, John Howard Society, L'association des jeunes de la rue, N'Swakamok Native Friendship Centre, (CMHA – S/M), Salvation Army Cedar Place, Elizabeth Fry Safe Harbour House, Ontario Aboriginal Housing Services, YWCA Geneva House, Monarch Recovery Services, Sudbury and District Nurse Practitioners Clinic, and City of Greater Sudbury Social Services.

Training for the PiT Count was delivered by the City of Greater Sudbury, in person as a half-day training session, offered on two separate dates. The training included cultural competency, survey resources, videos, a walk-through of the survey questions, a review of naloxone training, and the Homeless Individuals and Families Information System (HIFIS). An Indigenous knowledge keeper provided cultural competency training, with emphasis on respecting the individual. Other support materials for training were provided by the federal government, which included information sheets on safety precautions as well as videos on how to complete the survey questions and how to approach individuals on the street. There were scripts provided to ensure informed consent by participants.

Administration of Survey and Enumeration

The methodology for the PiT Count was consistent with the guidelines outlined by the federal government. The PiT Count includes two forms of data collection: a count of individuals experiencing homelessness on one night only and a survey of these individuals. The Federal Reaching Home guidelines require communities to conduct a count and survey of individuals staying in shelter, transitional housing, and unsheltered (e.g., unsheltered in public space, encampment).

The count of individuals experiencing homelessness (the enumeration) included individuals staying in shelter, transitional housing, unsheltered in public space, encampments, and individuals staying in hospital and jail with no fixed address. The enumeration included unsheltered individuals, in either a public space or encampment, who were observed to be homeless as well as those who were screened in to confirm they were experiencing homelessness. The survey administered to individuals included questions identified by the federal government. Populations included in the survey were individuals staying in shelter, transitional housing, unsheltered in a public space, encampments, and those provisionally accommodated (i.e., couch surfing). Shelters participating in administering surveys included CMHA-S/M Off the Street Shelter, Salvation Army Cedar Place, YWCA Geneva House and Elizabeth Fry Safe Harbour House. Transitional housing units participating in administering the survey included CMHA-S/M Victoria Street Place, Health Sciences North's Lotus Program, the City of Greater Sudbury bridge program and Monarch Recovery Services after care programs.

Individuals in unsheltered locations were surveyed by staff from the Centre de santé communautaire du Grand Sudbury, John Howard Society, L'association des jeunes de la rue, N'Swakamok Native Friendship Centre, Ontario Aboriginal Housing Services, Monarch Recovery Services, Sudbury and District Nurse Practitioners Clinic, and City of Greater Sudbury Social Services. Prior to the PiT Count, the City of Greater Sudbury Social Services team identified key zones within the downtown core and outlying areas where individuals experiencing unsheltered homelessness were likely to be located. On the night of October 8, staff surveying unsheltered individuals congregated at a headquarters location and were provided with tablets to complete surveys in HIFIS, paper copies of the survey, safety materials, and items for participants. Some staff were assigned zones in the downtown core to complete surveys with unsheltered individuals and some staff completed surveys with individuals in outlying unsheltered areas utilizing the Community Outreach Program van. The enumeration was completed with persons living unsheltered on the night of October 8 from 6 to 10 p.m. The surveys were completed beginning on the night of October 8 until October 15.



2024 Point-in-Time Homelessness Enumeration Results Report

Two magnet events were held to connect with priority populations to complete the survey - a breakfast hosted by N'Swakamok Native Friendship Centre and a pizza dinner hosted by the Sudbury Youth Wellness Hub. This helped to collect survey data from individuals who may have been couch surfing or staying outside of the downtown core.

Challenges and Limitations

In order to collect data for individuals experiencing homelessness in hospital and corrections, Health Sciences North provided administrative data for the number of individuals with no fixed address in the emergency department, inpatient services, and withdrawal management services. The Sudbury Jail provided administrative data for the number of individuals to be imminently released from jail within the following 30 days with no fixed address.

Surveys administered were anonymous, with the individual's initials and year of birth recorded to support the identification of duplicate surveys following the event. Participants were able to skip questions or withdraw from the survey at any time if they did not feel comfortable. Upon completion of the survey, participants were offered a \$20 gift card to a variety of locations as an honourarium.



Enumeration Results – “On the night of October 8, 2024, there were 505 individuals experiencing homelessness identified through enumeration and surveys.”

The sleeping arrangements of the 505 participants were:



121

Unsheltered
(excluding encampments)



219

Encampments



53

Transitional housing programs



32

Systems (health and/or corrections)



71

Emergency shelters



9

Domestic violence shelters



2024 Point-in-Time Homelessness Enumeration Results Report

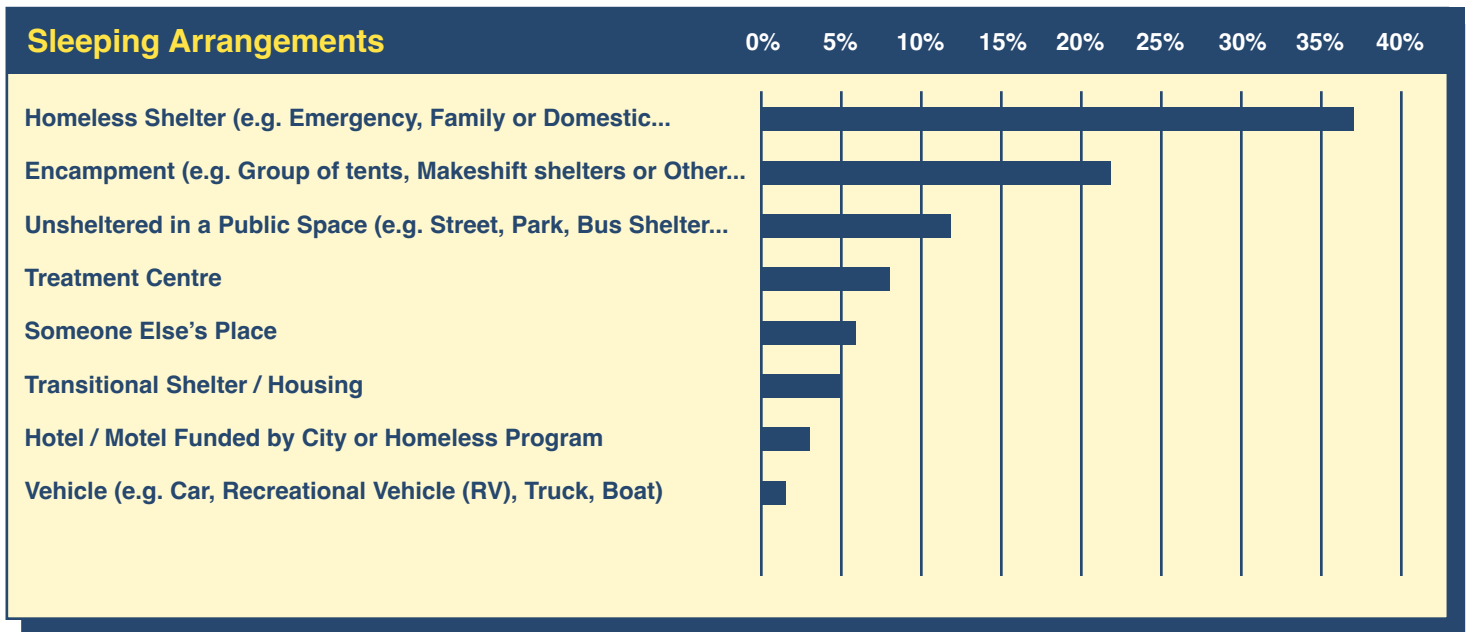
Survey Results

229 surveys were completed with people experiencing homelessness during the PiT Count. Of the 505 individuals encountered during the PiT Count, 229 individuals (45%) were screened in, met the definition of homelessness and consented to participate in the survey.

The PiT Count survey was provided by the federal government with the mandatory questions. Individuals were screened out of the survey if they had already completed a survey, had a permanent place to stay, or declined to participate.

Sleeping Arrangements – “Where are you staying tonight?/Where did you stay last night?”

All survey responses were relative to the night of October 8. Over a third of survey respondents were staying in shelter (36%, n=83).

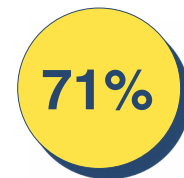


Demographics

Family Composition – “Do you have family members or anyone else who is staying with you tonight?/Did any family members or anyone else stay with you last night?”

The majority of respondents were single adults (71%, n=162).

There were 66 family households experiencing homelessness the night of the count.



Single Adults



2024 Point-in-Time Homelessness Enumeration Results Report

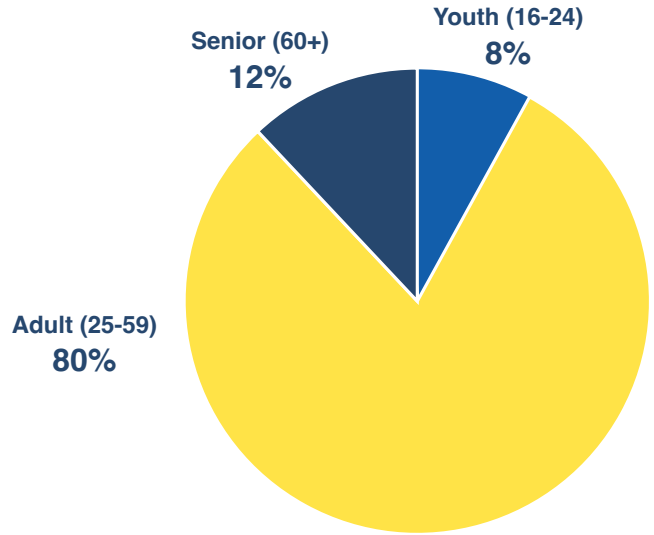


Age

“How old are you? [OR] What year were you born?”

Most survey respondents were adults aged 25-59 (**80%, n=177**).

The youngest survey respondent was 17 years old, and the oldest survey respondent was 69.



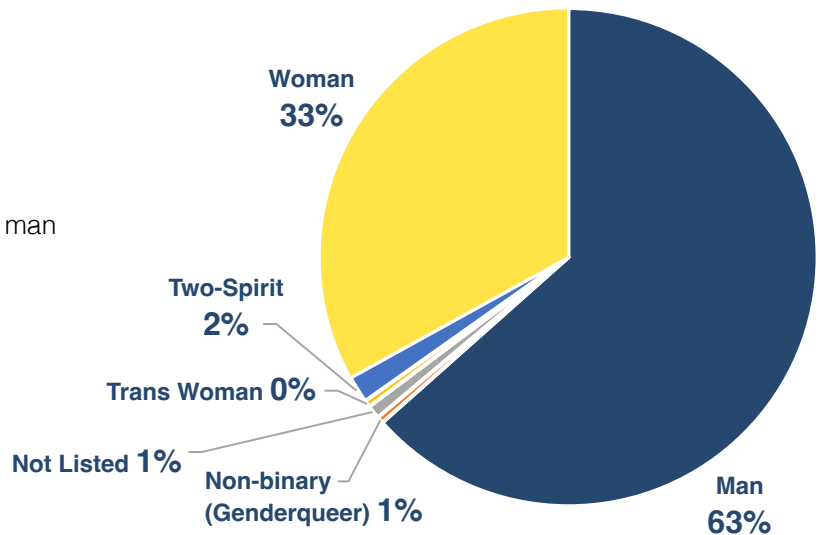
Gender Identity

“What gender do you identify with?”

The majority of survey respondents identified as a man (**63%, n=144**).

33% of survey respondents identified as a woman (**n=75**).

4% of respondents identified as two-spirit, non-binary (genderqueer), a trans woman, or gender not listed.





2024 Point-in-Time Homelessness Enumeration Results Report

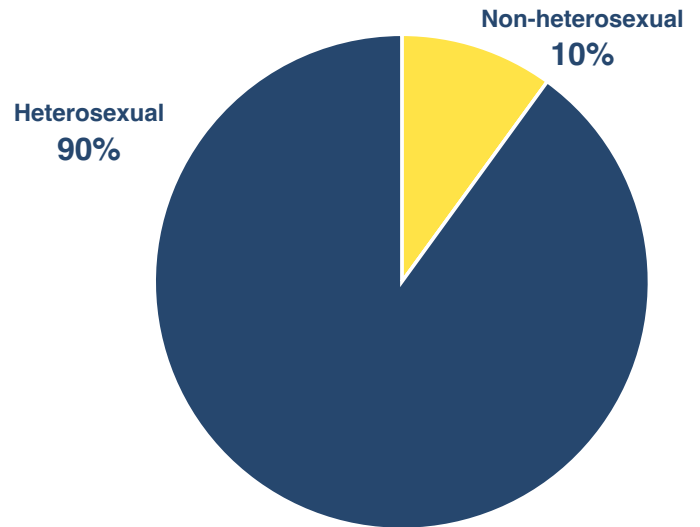


Sexual Orientation

“How do you describe your sexual orientation, for example straight, gay, lesbian?”

90% of respondents described their sexual orientation as straight/heterosexual (n=198).

10% of respondents described themselves as either bisexual (4%), gay (1%), lesbian (2%), pansexual (0%), two-spirit (2%) or not listed (1%).

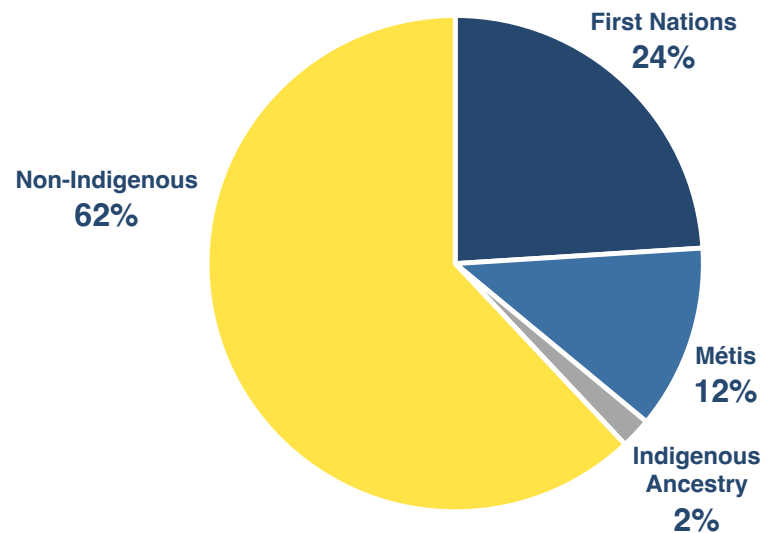


Indigeneity

“Do you identify as First Nations (with or without status), Métis, or Inuit?”

38% of survey respondents identified as Indigenous (n=83).

The largest population of individuals who identified as Indigenous identified as First Nations (24%, n=53).





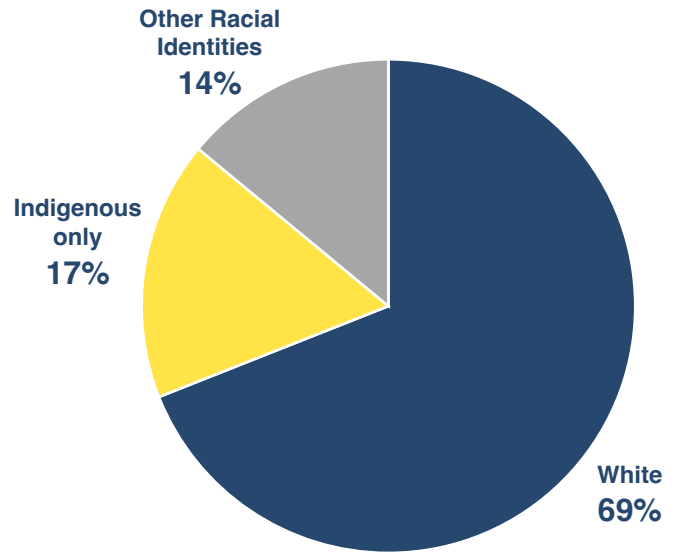
2024 Point-in-Time Homelessness Enumeration Results Report



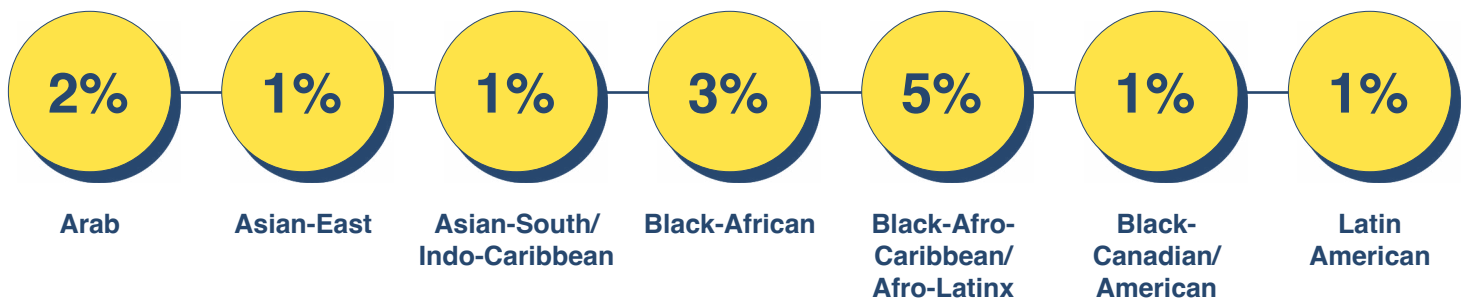
Racial Identity

“In addition to your response in the question above, do you identify with any of the racial identities listed below?”

69% of respondents identified as White (n=122), while 17% of respondents identified as Indigenous only (n=30).



Other Racial Identities identified included:



Veteran Status

“Have you ever served in the Canadian Military or RCMP?”

9 respondents indicated they had served in either the Canadian Military or RCMP (4%).



Respondents



Immigration Status

“Did you come to Canada as an immigrant, refugee, asylum claimant (i.e., applied for refugee status after coming to Canada), or through another process?”

19 respondents indicated they had come to Canada as either an immigrant, a refugee, an asylum claimant, or through another process (9%).



Respondents

These respondents have been in Canada for between 60 days and 60 years.



2024 Point-in-Time Homelessness Enumeration Results Report



Income Source

“What are your sources of income?”

84% of respondents were in receipt of some form of social assistance (n=174).

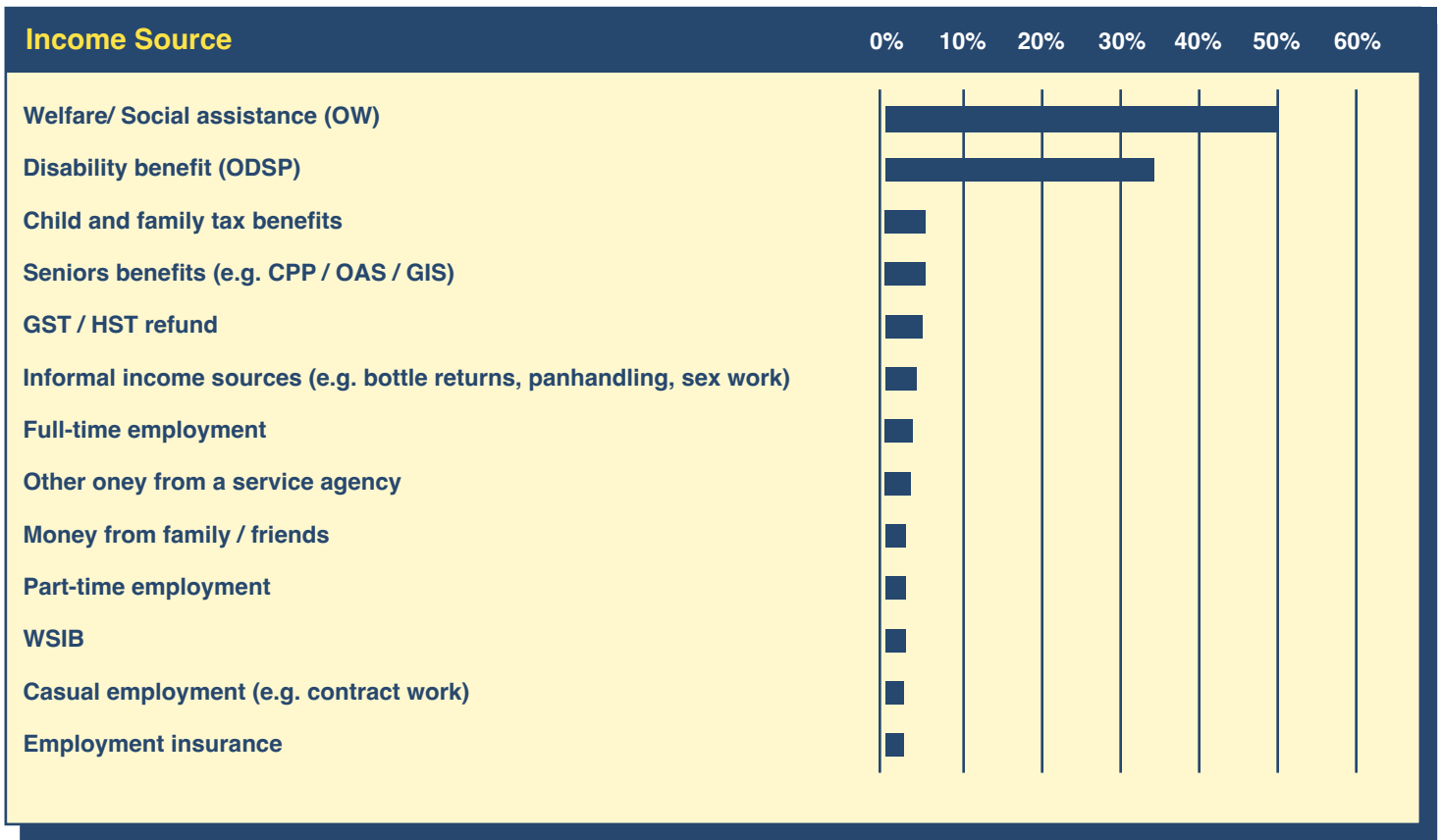
50% of respondents were collecting Ontario Works (n=103).



Social Assistance



Ontario Works





2024 Point-in-Time Homelessness Enumeration Results Report

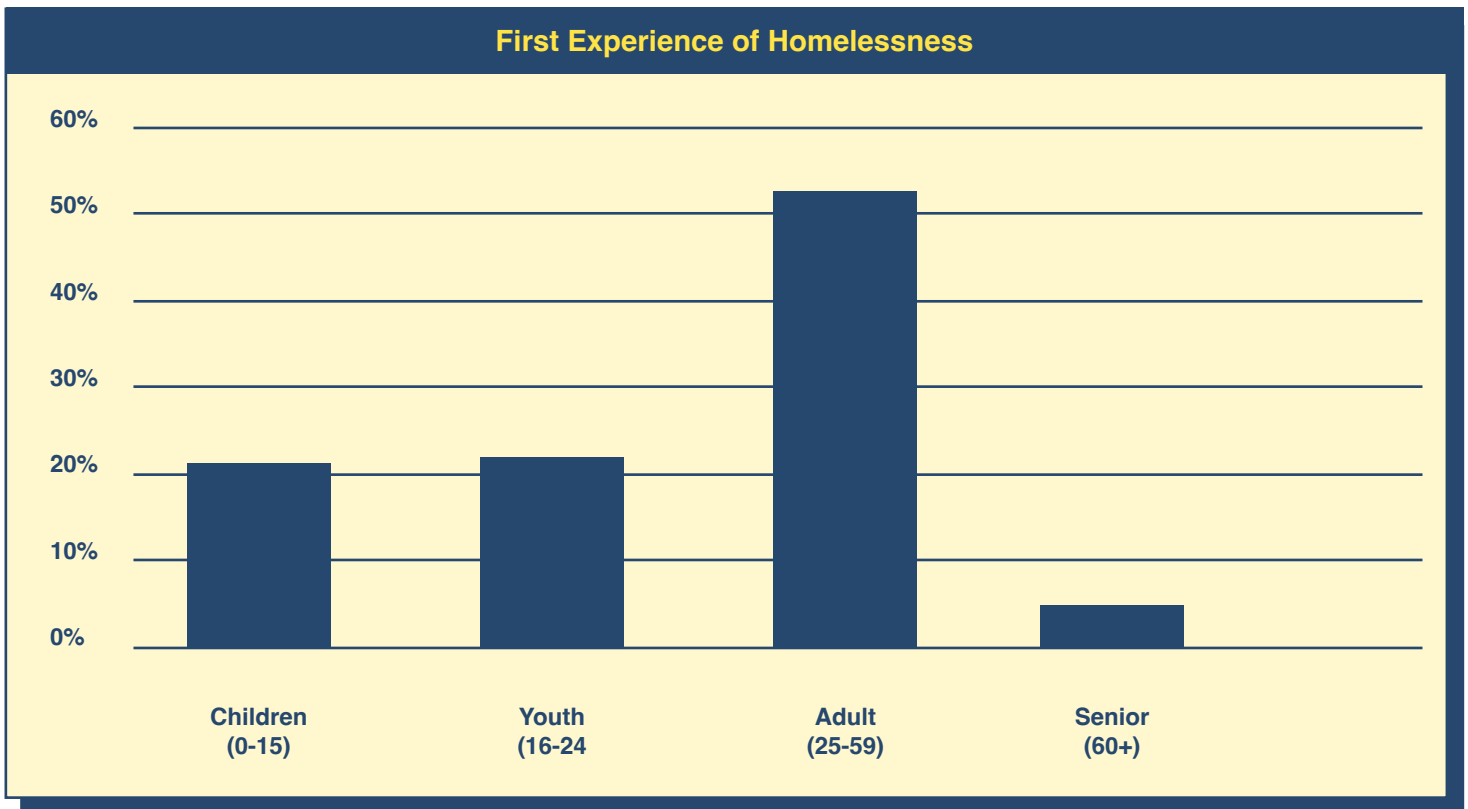
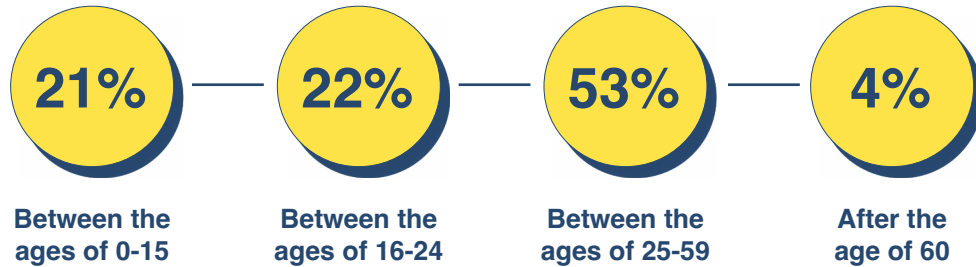
Experiences of Homelessness



First Experience of Homelessness

“How old were you the first time you experienced homelessness?”

43% of respondents had experienced homelessness before the age of 25 (n=93). 21% of respondents were a child between the ages of 0 and 15 years when they first experienced homelessness (n=45), 22% of respondents were a youth aged 16 to 24 years (n=48), and 53% were an adult between the ages of 25 and 59 (n=113). The youngest experience of homelessness was 2 years of age, and the oldest was 68.





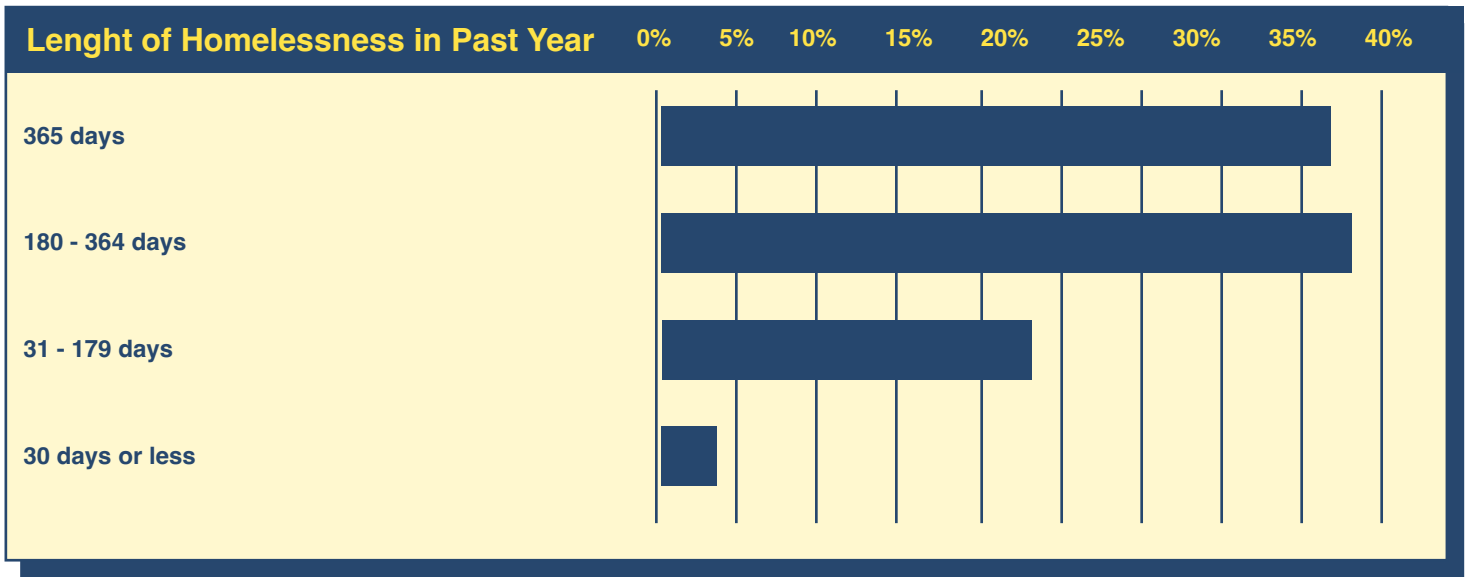
2024 Point-in-Time Homelessness Enumeration Results Report



Length of Homelessness in the Past Year

“In total, for how much time have you experienced homelessness over the PAST YEAR (the last 12 months)?”

The greatest number of survey respondents had been homeless between six months to a year (**38%, n=83**), followed closely by the whole year (**37%, n=80**).

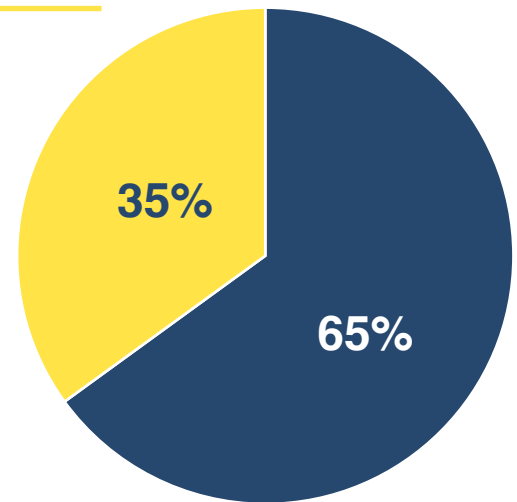


Length of Homelessness in Past Three Years

“In total, for how much time have you experienced homelessness over the PAST 3 YEARS?”

65% of respondents had been homeless for about half or more (**n=137**) and 35% for less than half (**n=75**) of the three-year period.

■ About Half or More ■ Less than Half






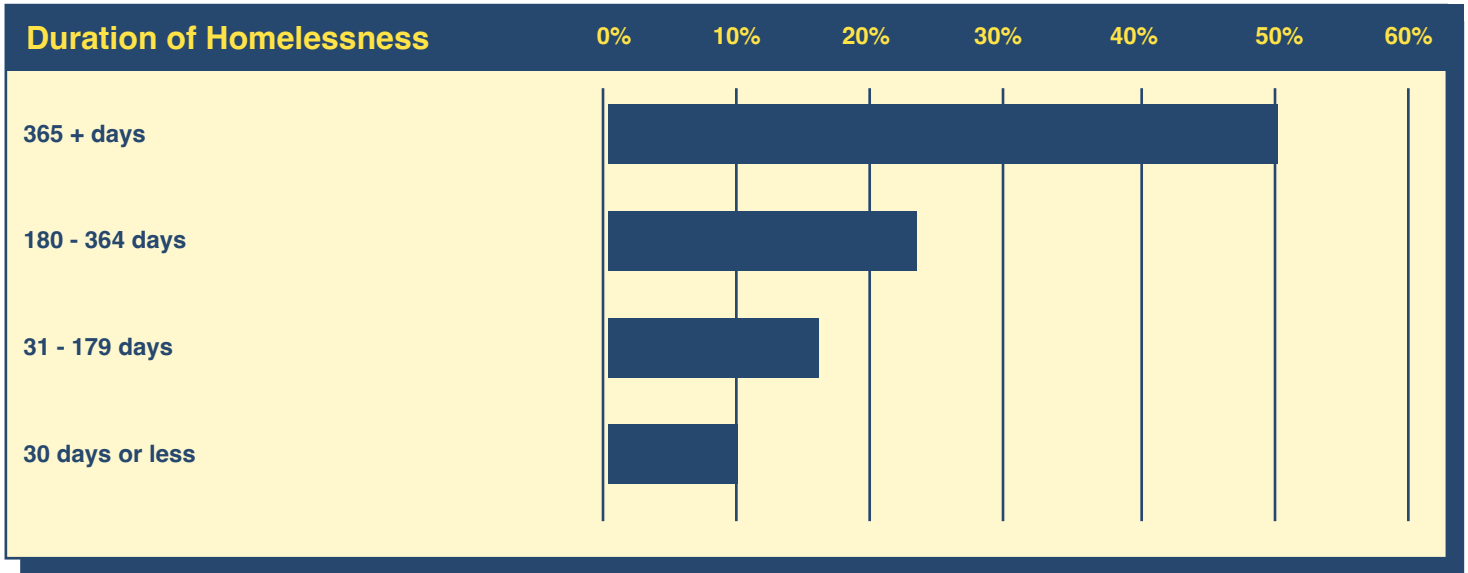
2024 Point-in-Time Homelessness Enumeration Results Report



Duration of Homelessness

“How long ago did that happen (that you lost your housing most recently)?”

50% of respondents had been homeless for a year or more (**n=91**). Only **10%** of respondents had been homeless for 30 days or less (**n=19**).





2024 Point-in-Time Homelessness Enumeration Results Report



Reason Housing Lost

“What happened that caused you to lose your housing most recently?”

The top five reasons respondents gave for losing their housing were not enough income (n=91), unfit/ unsafe housing (n=47), conflict with a landlord (n=47), conflict with spouse/partner (n=40), or substance use issue (n=30).

Number of respondents below.





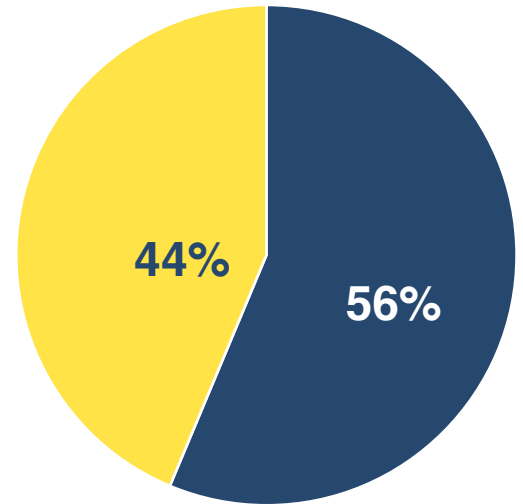
2024 Point-in-Time Homelessness Enumeration Results Report



Housing Loss related to Eviction

“Was your most recent housing loss related to an eviction?”

44% of respondents indicated that their most recent housing loss was related to eviction.



■ No ■ Yes



Length of Time in Sudbury

Survey respondents were asked “How long have you been in Sudbury?”

72% responded they had been in Sudbury for 5 years or more (n=159), 28% (n=63) had re-located to Sudbury within the past five years, 12% of survey respondents stated they had re-located to Sudbury within 1-5 years; 5% within the past 6 to 12 months; and 7% within the past 3 to 6 months, 4% of survey respondents had been in Sudbury for less than 3 months.

When asked “Where did you live before you came here?”, survey respondents had relocated to Sudbury from the following locations:

Countries	Provinces/Territories	Cities		
Mexico	Alberta	Barrie	Massey	Sheguiandah
Nigeria	British Columbia	Burlington	Midland	Sturgeon Falls
	Manitoba	Calgary	Moose Factory	Thunder Bay
	Ontario	Dawson Creek	Niagara Falls	Toronto
		Edmonton	North Bay	Trenton
		Elliot Lake	Pembroke	Vancouver
		Espanola	Sagamok	Winnipeg
		Hamilton	Anishnawbek	
		London	Sault Ste. Marie	
		Manitouwadge	Scarborough	



2024 Point-in-Time Homelessness Enumeration Results Report



Experiences with Child Welfare

Survey respondents were asked “As a child or youth, were you ever in foster care or in a youth group home?”.

35% of respondents answered yes (n=80).

Survey respondents were then asked, “Approximately how long after leaving foster care/group home did you become homeless?”.

47% of respondents reported becoming homeless within one year of leaving foster care/group home (n=21), with 24% becoming homeless within 30 days (n=11).

Survey respondents were also asked “Did you feel that Child Protection Services was helpful in transitioning you to independence after leaving foster care/group home?”.

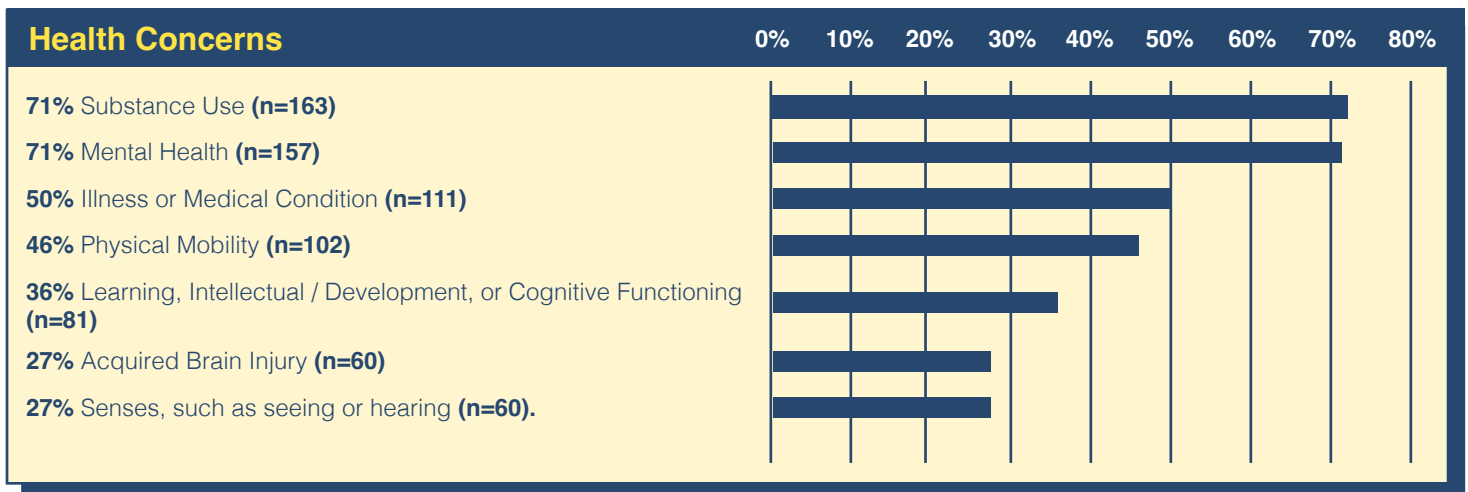
74% (n=49) felt that Child Protection Services were not helpful when transitioning to independence.



Health Concerns

“Have you been experiencing difficulties related to any of the following:”

- Illness or Medical Condition (e.g. Diabetes, tuberculosis (TB) or human immunodeficiency virus (HIV))
- Physical Mobility (e.g. spinal cord injury, arthritis, or limited movement or dexterity)
- Learning, Intellectual/Developmental, or Cognitive Function (e.g. fetal alcohol spectrum disorder (FASD), autism, attention deficit hyperactivity disorder (ADHD), dyslexia or dementia)
- Acquired Brain Injury (e.g. due to an accident, violence, overdose, stroke, or brain tumour)
- Mental Health [diagnosed/undiagnosed] (e.g. depression, post-traumatic stress disorder (PTSD), bipolar, or schizophrenia)
- Substance Use (e.g. alcohol or opiates)
- Senses, such as seeing or hearing (e.g. blindness or deafness)





2024 Point-in-Time Homelessness Enumeration Results Report

Conclusion and Next Steps

The results of the City of Greater Sudbury 2024 PiT Count will continue to raise awareness about the extent of homelessness in the community. This data, along with data collected through sources such as the By-Name List and Homelessness Individuals and Families information System (HIFIS), will continue to inform data-driven decisions by the City of Greater Sudbury regarding collaborative services, systems planning and housing focused solutions as identified in the Roadmap to End Homelessness by 2030.

As with all data sources, information collected during nationally coordinated PiT Counts has unique strengths, as well as limitations. It is important to note that a PiT Count enumeration is not intended to:

- be a measure of everyone who experiences homelessness in a community over time. By focusing on a single day, the count will not include some people who cycle in and out of homelessness. What it will do is provide an estimate of how many people are homeless on a given night.
- be an enumeration or count of hidden homelessness (e.g., people who are couch surfing). The PiT Count enumeration is instead an approach to measure visible homelessness (e.g., sleeping in shelters, on the street, or in other locations that are financially supported through the homeless-serving sector) on the day of the count. However, the scope of the survey includes those who are experiencing hidden homelessness in order to provide some unique information on their experiences and service needs.
- identify how long people will experience homelessness for, nor how individuals found housing or otherwise exited homelessness, and what programs or policies enabled those exits⁴.

The federal government requires PiT Count enumerations annually and administration of the survey every three years. The City of Greater Sudbury will continue to gather this valuable information to inform local decisions, and to continue to build a picture of national homelessness.

⁴Reaching Home: Canada's Homelessness Strategy. Everyone Counts: A Guide to Point-in-Time Counts in Canada, 4th ed. <https://homelessnesslearninghub.ca/wp-content/uploads/2024/04/Guide-to-Point-in-Time-Counts-in-Canada-4th-Edition-2-1.pdf>

