



Greater Sudbury 2023 By-Name List Report



Background

The City of Greater Sudbury implemented a By-Name List and Coordinated Access System in July 2021 as a requirement under Federal Reaching Home and Provincial Homelessness Prevention Program funding agreements. The By-Name List is a real-time list of people experiencing homelessness in Greater Sudbury, who have consented to add their name to the list. The By-Name List is a component of the Coordinated Access System.

The City of Greater Sudbury's Coordinated Access System is a collaboration of community agencies that work together to support people experiencing homelessness to find and maintain housing. The participating agencies have trained staff to add names to the By-Name List, work collaboratively to support people experiencing homelessness and meet regularly to match people to available housing supports that meet their needs. Each agency has signed a data-sharing agreement with the City to maintain privacy and confidentiality standards.

In 2023, the community partner agencies were:

- Centre de santé communautaire du Grand Sudbury (as lead agency for the Homelessness Network and including staff from John Howard Society, Elizabeth Fry Society, N'Swakamok Native Friendship Centre, Sudbury Action Centre for Youth, and L'association des jeunes de la rue (Community Outreach))
- Sudbury Action Centre for Youth (SACY)
- Canadian Mental Health Association – Sudbury/Manitoulin (CMHA)
- Salvation Army (Cedar Place Emergency Shelter)
- Monarch Recovery Services
- Ontario Aboriginal Housing Services (OAHS)
- N'Swakamok Native Friendship Centre
- Sudbury District Nurse Practitioner Clinic
- Elizabeth Fry Society
- Réseau Access Network
- Health Sciences North
- City of Greater Sudbury (CGS) Social Services

To add individuals to the By-Name List, homelessness service providers complete a Consent Form, Intake Form and Assessment Tool with the individual. The Assessment Tool determines the level of supports best suited to support the individual to find and maintain housing. New additions may include individuals who have been homeless in our community for some time, have become newly homeless in the community, have relocated to our community, or have recently been released from a provincial Institution, such as hospital or jail.

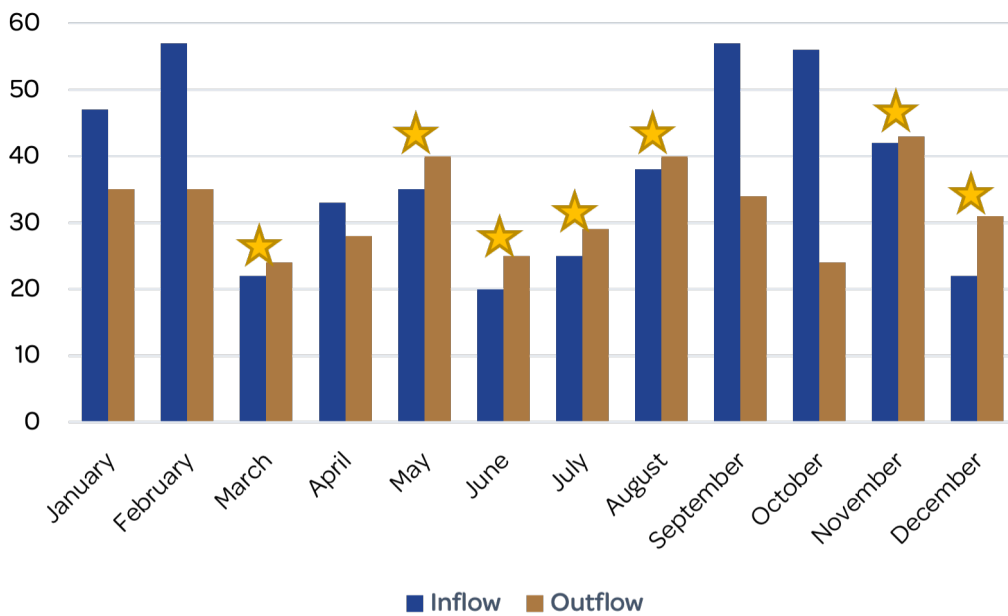
The By-Name List is not inclusive of everyone experiencing homelessness in Greater Sudbury. The By-Name List is a subset of individuals experiencing homelessness in Greater Sudbury, who have consented to add their name to the By-Name List. Individuals not included on the By-Name List are those who are unknown to homelessness service providers (e.g., individuals temporarily staying with family or friends, in hospital, corrections, etc.) and individuals who decline to consent and require continuous engagement by service providers.

Data collected from the By-Name List is used locally to help inform the homelessness response in Greater Sudbury. In addition, the data is used on a national level to measure progress towards ending chronic homelessness across Canada. In October 2023, the City was recognized by Built for Zero Canada for being the 12th community in Canada to achieve Basic Quality Coordinated Access. A quality Coordinated Access system is transparent, accessible, effective and efficient at identifying, assessing, prioritizing and matching people experiencing homelessness to housing solutions as quickly as possible. Information about the By-Name List and Coordinated Access can be found on the [City's website](#).

Summary

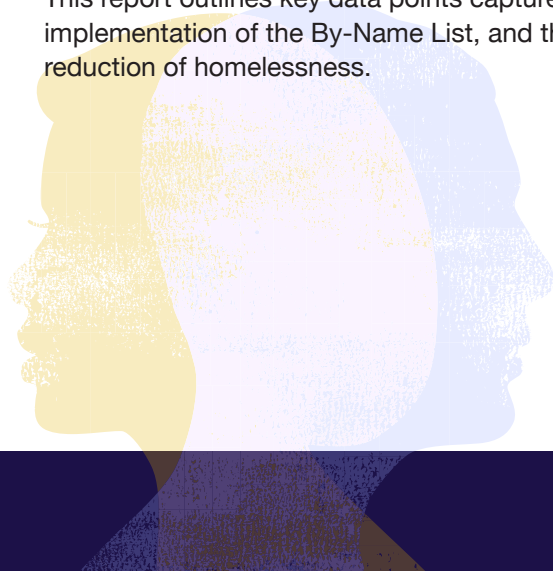
Data on the By-Name list is tracked in real time and reported on monthly. Data captured includes the inflow of people into the homelessness system (newly identified to the list, returned from inactive status or returned from housing), and the outflow of people off the list (becoming housed, or moved to inactive). On December 31, 2023, the number of actively homelessness on the list was 237. This is an increase from December 31, 2022, with 181 individuals actively homeless in the community.

Although the overall inflow to homelessness was greater than the overall outflow from homelessness in 2023 there were several months when that trend was reversed.



The stars highlight months when the outflow was larger than the inflow, namely in March, May, June, July, August, November and December.

This report outlines key data points captured through the By-Name List in 2023; 2022 was the first full year of implementation of the By-Name List, and the data collected serves as a baseline for monitoring progress in the reduction of homelessness.



Community Level Outcomes

Community level outcomes mandated by the federal government include:

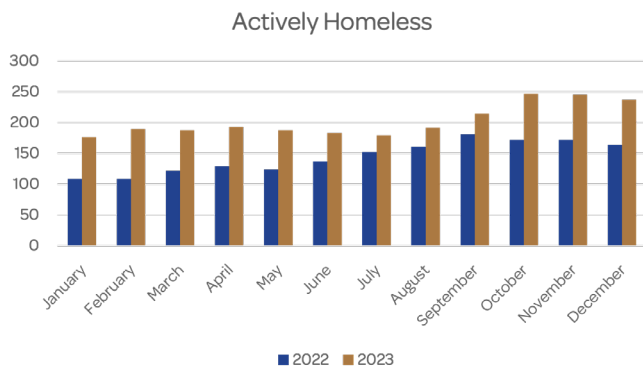
- 1 Homelessness is reduced overall and for specific populations (i.e., Indigenous)
- 2 Chronic homelessness is reduced
- 3 New inflows into homelessness are reduced
- 4 Returns to homelessness are reduced

These indicators are monitored on a yearly basis to measure progress towards reductions in the community.

1. Homelessness is reduced overall and for specific populations

Actively Homeless overall

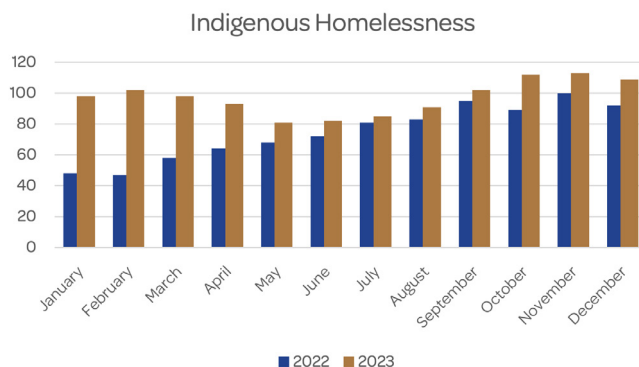
The By-Name List maintains real time data of people who are currently homeless in our community. As individuals become housed, leave the community or lose contact with community agencies, they are removed from the actively homeless list.



In 2023 the number of people actively homeless in the community increased from 181 on December 31, 2022, to 237 on December 31, 2023. The highest number of actively homeless in 2023, was 247 in October.

Indigenous Homelessness

As of December 31, 2023, the number of persons on the list who identify as Indigenous was 109, which was 44 per cent of the total number of actively homeless in the community. This is a decrease from December 31, 2022, when the number of persons on the list who identified as Indigenous was 56 per cent.

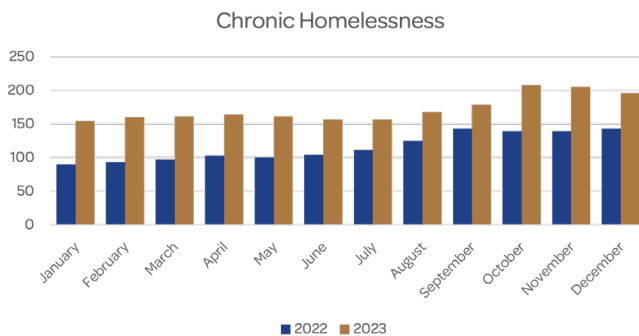


2. Chronic homelessness is reduced

As defined by the federal government, chronic homelessness on the By-Name List is defined as:

- Homeless for at least six months (180 days) over the past year; or
- Recurrent experiences of homelessness over the past three years, with a cumulative duration of 18 months (1.5 years or 546 days)¹.

Reducing the number of people experiencing chronic homelessness in the community is a key outcome identified by both the provincial and federal governments.

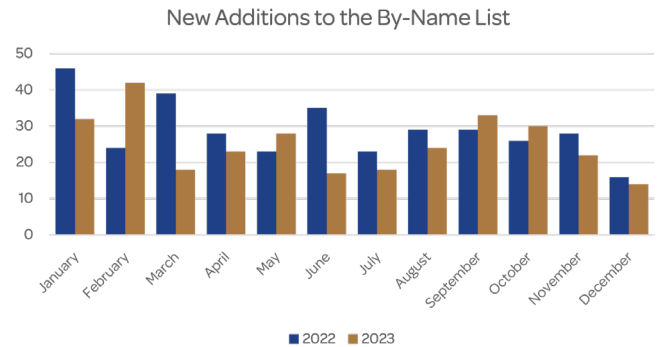


As of December 31, 2023, the number of persons on the list who are experiencing chronic homelessness was 196, which is 79 per cent of the total number of actively homeless. This is in comparison to December 31, 2022, when the number of persons on the list who were experiencing chronic homelessness was 143, which was 87 per cent of the total number of actively homeless.



3. New inflows into homelessness are reduced

New Additions to the By-Name List (Inflows)

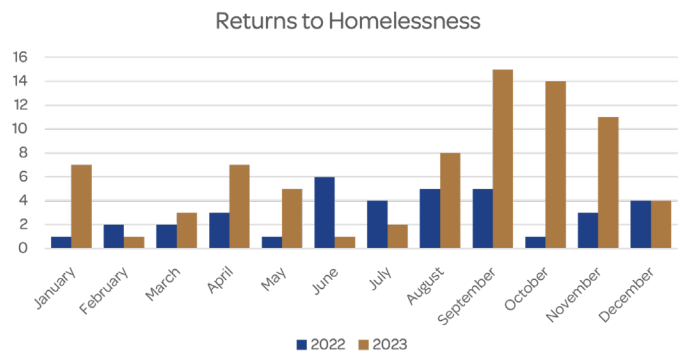


In 2023, 301 individuals were newly identified to the By-Name List through various homelessness service providers. This is a decrease from 2022, when 346 individuals were newly identified to the By-Name List.

¹Since July 2021 when the By-Name List process began, 784 individuals have been added to the By-Name List, up to December 31, 2023.

4. Returns to homelessness are reduced

Returns to Homelessness

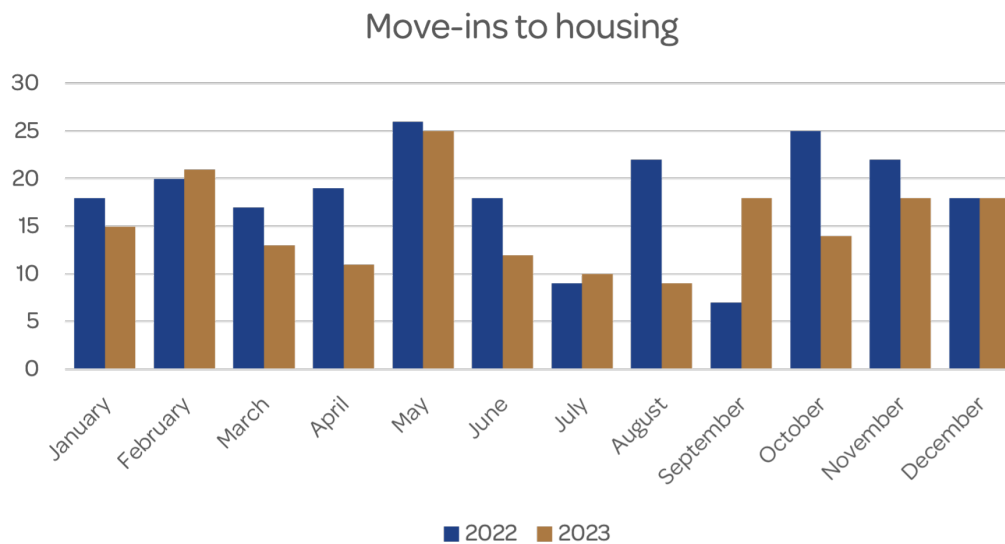


Returns to homelessness indicates an individual was experiencing homelessness and added to the By-Name List, became housed, and subsequently lost their housing. In 2023, there were 78 returns to homelessness, which may include the same individual becoming housed, and returning to homelessness more than once during the year. In 2022, there were 37 returns to homelessness.

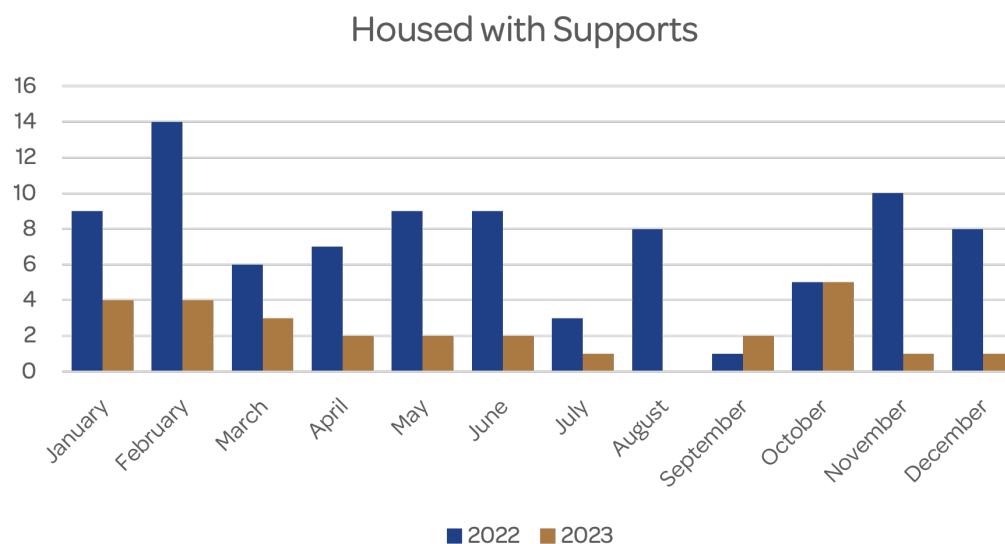
Other By-Name List Measures

Move-ins to Housing

In 2023, there were 184 move-ins to housing. This may include the same individual moving into housing multiple times throughout the year, on occasion. In 2022, there were 221 move-ins to housing. Of the 184 move-ins that occurred in 2023, 146 of the individuals remained housed on December 31, 2023. Of the 221 move-ins that occurred in 2022, 189 of the individuals remained housed on December 31, 2022.

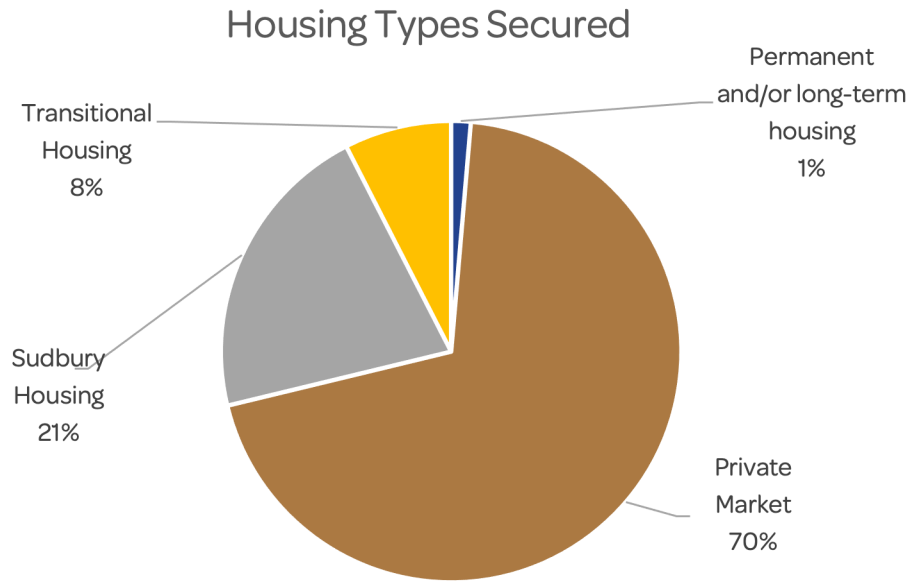


In 2023, 27 move-ins (15 per cent) were housed with supports provided by homelessness service providers. This is a decrease from 2022, with 89 move-ins (40 per cent) to housing with supports provided by homelessness service providers.



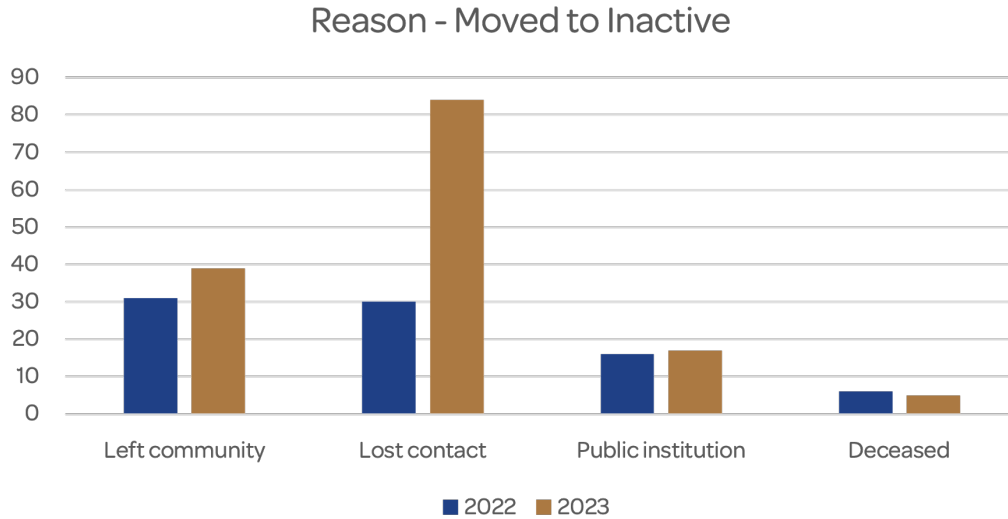
Housing Types Secured

During 2023, the main housing type secured was private market (70 per cent). Some persons housed in private market received a housing allowance to increase affordability. Individuals also secured housing from the Sudbury Housing waitlist (21 per cent), transitional housing programs (8 per cent) and other types of housing (e.g., long-term housing with family) (1 per cent). Transitional housing programs offer supportive housing with a time-limited stay, intended to support individuals to move to permanent housing².



Inactive

In 2023, 145 individuals were moved to inactive status on the By-Name List. In 2022, 83 individuals were moved to inactive status.



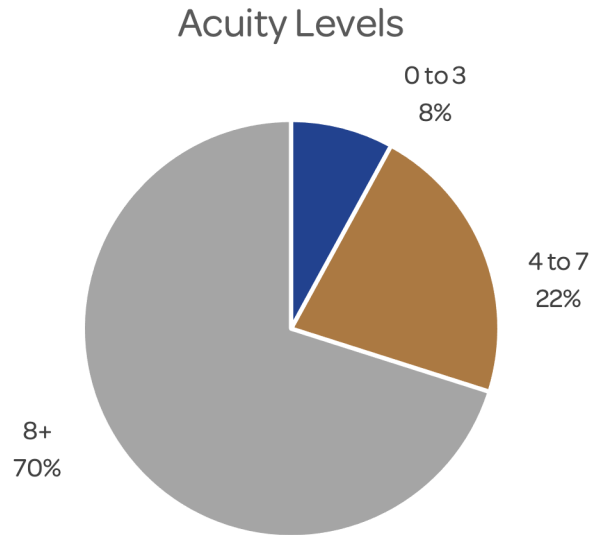
Individuals are moved to the inactive list if they:

- have moved out of the area
- are missing or without contact with a homelessness agency for 60 days or more
- have moved into systems (i.e., hospitalized, correctional facility, etc.)
- become deceased

Of the 145 individuals who were moved to inactive status on the By-Name List, 39 left the community, 84 lost contact with homelessness agencies in the community, 17 moved into public institutions long-term (hospital, treatment, corrections) and five were removed due to becoming deceased. Persons who have become inactive can be added back onto the active list if they return to a homeless situation in the community.

Acuity Levels

Acuity refers to an assessment of the level of complexity of a person's experiences. It is used to determine the appropriate level, intensity and frequency of case managed supports to sustainably end a person's homelessness.

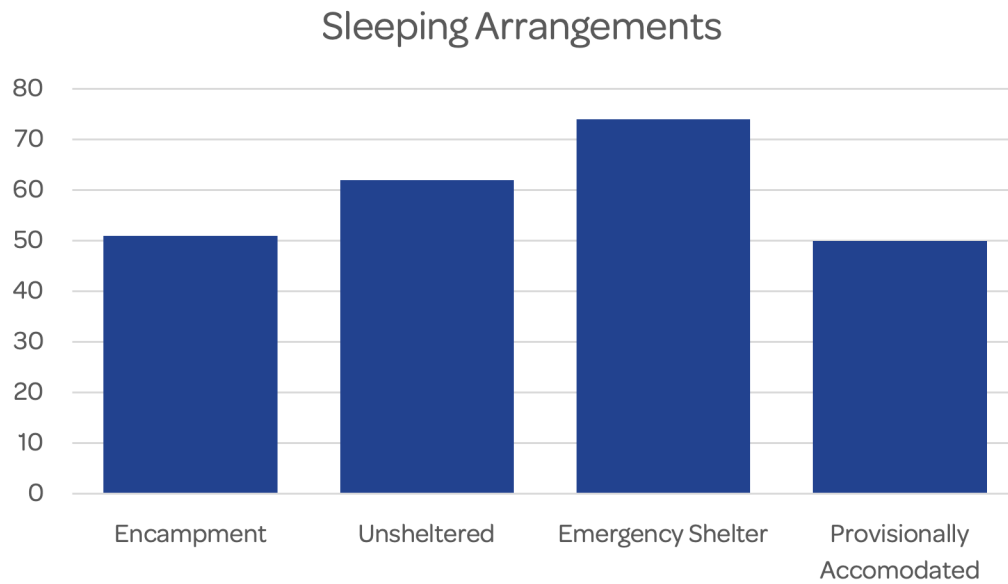


Of the 301 individuals who were added to the By-Name List in 2023, 8 per cent were assessed as low acuity (24), 22 per cent were assessed as mid-acuity (66) and 70 per cent were assessed as high acuity (211). Of the 346 individuals who were added to the By-Name List in 2022, 6 per cent were assessed as low acuity (21), 23 per cent were assessed as mid-acuity (77) and 71 per cent were assessed as high acuity (242).

Individuals were assessed upon intake to the By-Name List through the Vulnerability Index – Service Prioritization Decision Assistance Tool (VI-SPDAT) or the Wiidookodaadiwin Ozhi Assessment, developed by Ontario Aboriginal Housing Services. A score of 0-3 indicates the individual does not require a housing intervention, a score of 4-7 indicates the individual requires a rapid re-housing intervention or light touch supports to obtain housing, and a score of 8 or higher indicates the individual requires additional support to obtain and remain housed, such as permanent supportive housing or a Housing First intervention.



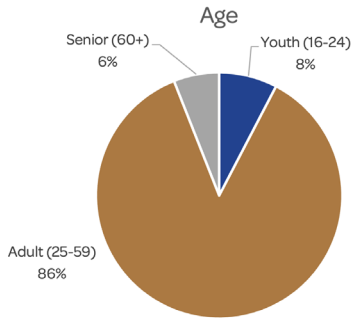
Sleeping Arrangements



As of December 31, 2023, there were 237 individuals experiencing homelessness on the By-Name List. Of the 237 individuals experiencing homelessness, 51 were residing in encampments (tents), 62 were unsheltered (abandoned buildings, cars, stairwells), 74 were in emergency shelters and 50 were provisionally accommodated or unknown (i.e., couch surfing, hospital, corrections, hotel, etc.).

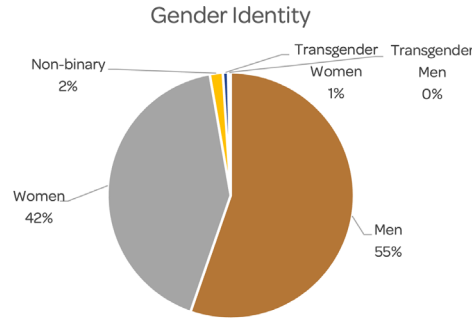
Demographics

Age



The majority of individuals added to the By-Name List in 2023 were adults between the ages of 25 and 59 (86 per cent, 260); 8 per cent were youth ages 16 to 24 (23); and 6 per cent were seniors (18).

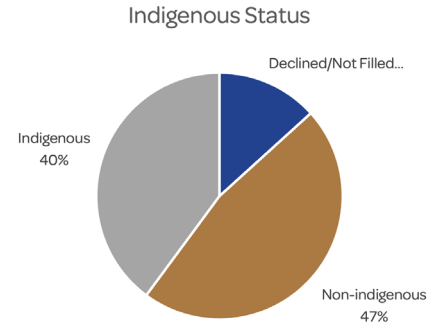
Gender Identity



55 per cent of individuals added to the By-Name List in 2023 identified as men (162), 42 per cent identified as women (123), 2 per cent identified as non-binary (5), 1 per cent identified as transgender women (2), and 0 per cent identified as transgender men (1).

*Eight individuals did not provide information for this indicator.

Indigenous Status



Of the 301 individuals added to the By-Name List in 2023, 47 per cent identified as non-Indigenous (141) and 40 per cent identified as Indigenous (141). Thirteen per cent of individuals did not provide information for this indicator (40). In comparison, in the 2021 census, Indigenous people made up 11 per cent of the overall population.

Key Learnings from 2023

There were a number of key learnings in 2023 that impacted the homelessness-serving sector:

- 1 A lack of safe, affordable housing remains the key barrier to reducing homelessness.
- 2 Human resources challenges are impacting the homelessness serving sector.
- 3 Evolution of processes in HART meeting has improved collaboration.
- 4 Building relationships with people experiencing homelessness as well as community partners is of paramount importance.
- 5 Additional housing with direct health care supports is required to meet the current need.

References:

Reaching Home: Canada's Homelessness Strategy Directives

<https://housing-infrastructure.canada.ca/homelessness-sans-abri/directives-eng.html#h2.2>

Homelessness Hub – Transitional Housing

<https://www.homelesshub.ca/solutions/housing-accommodation-and-supports/transitional-housing>