

Homelessness Data Update - May 2025

By-Name List Data

May Inflow

36
Total Inflow

May Inflow

15 Added to BNL 6 Returned from housing 15 Returned from Inactive

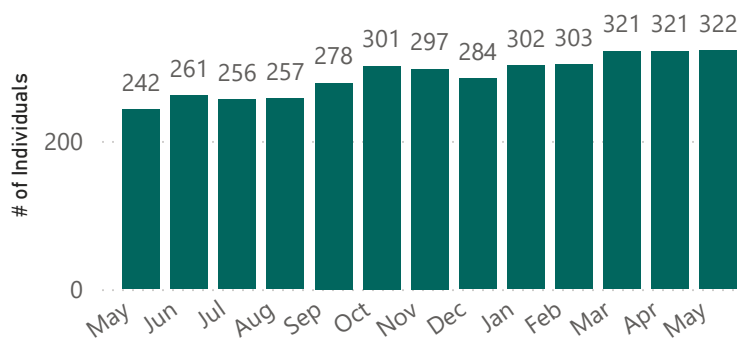
May Outflow

35
Total Outflow

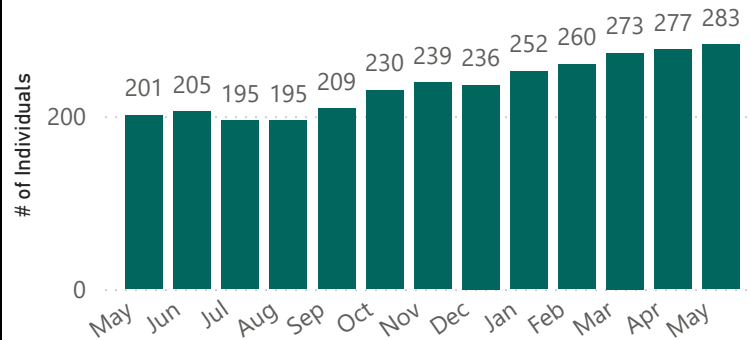
May Outflow

11 Housed 24 Inactive

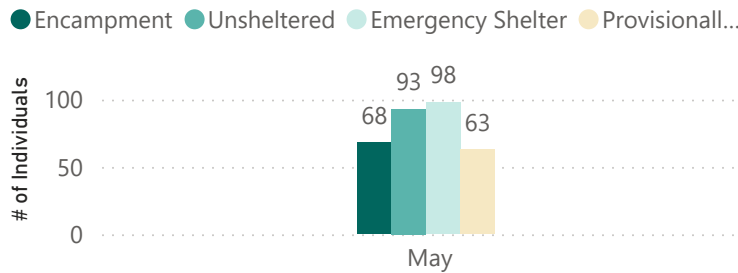
Actively Homeless - Total



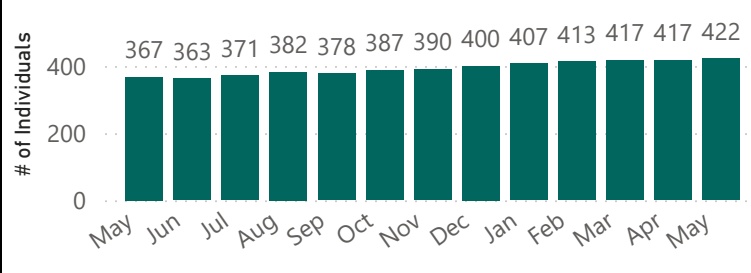
Actively Homeless - Chronic



Sleeping Arrangements



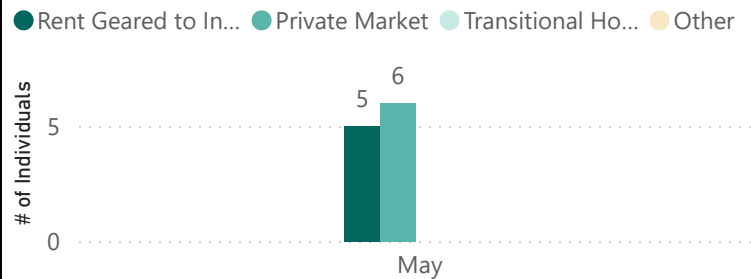
Housed since July 2021 - Net



Sleeping Arrangements definitions

- Encampment:** Locations where one or more people live in an unsheltered area, set up on either private or public property. Encampments may appear as a single tent, or a group of tents.
- Unsheltered:** People living in public or private spaces without consent or contract (i.e. sidewalks, squares, parks, forests, etc.), vacant buildings (squatting), or places not intended for permanent human habitation (i.e. vehicles, garages, attics, closets or buildings not designed for human habitation).
- Emergency Shelter:** CMHA Off the Street Shelter, Salvation Army Cedar Place, Elizabeth Fry Safe Harbour House, YWCA Genevra House.
- Provisionally Accommodated:** Hospital, couch surfing, bridge housing, withdrawal management, safe beds, corrections, treatment program.

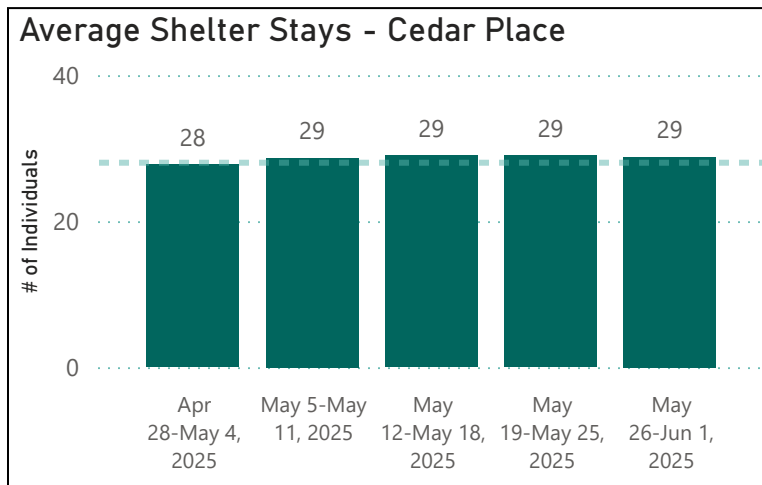
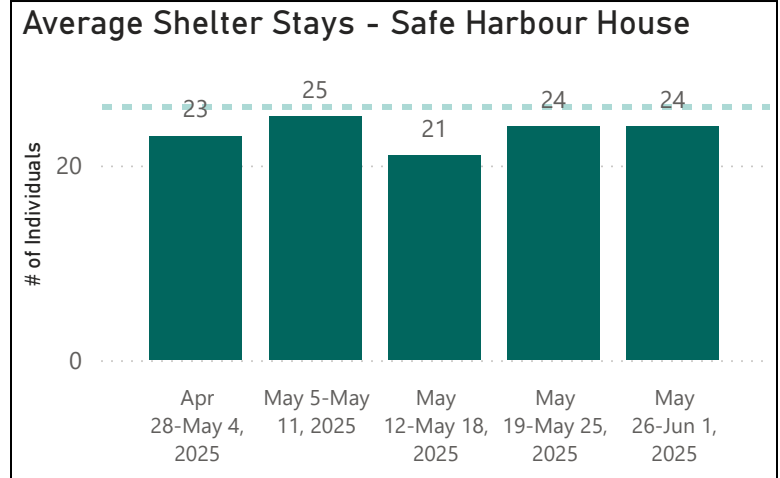
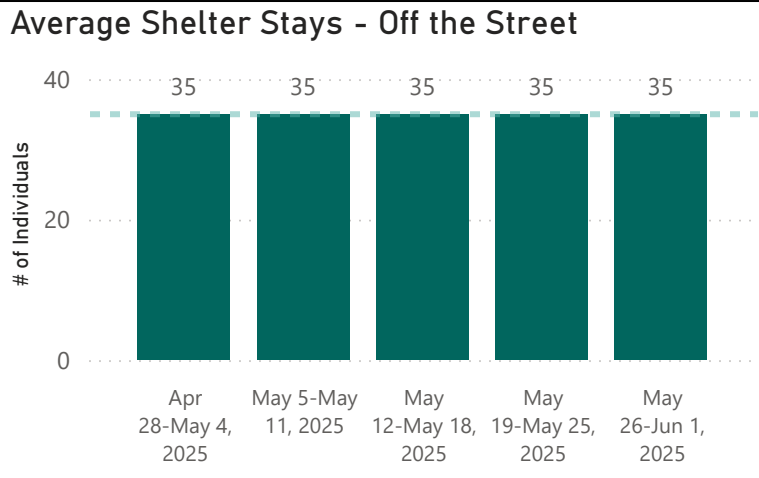
Move-ins by Type



Veterans

As of May 31, there were four actively homeless veterans on the By-Name List.

Shelter Stay Data



The entire shelter system was at capacity for three nights in May, did not reach capacity in April, and did not reach capacity in March.

Encampments

As of May 31, there were 200 individuals residing in encampments across 34 locations. As of April 30, there were 190 individuals residing in encampments across 32 locations.

In May, 34 per cent of individuals residing in encampments were represented on the By-Name List.

For more information on programs and services, please visit:
<https://www.greatersudbury.ca/live/homelessness-initiatives/>