

Homelessness Data Update - March 2025

By-Name List Data

March Inflow

58
Total Inflow

March Inflow

30 Added to BNL 10 Returned from housing 18 Returned from Inactive

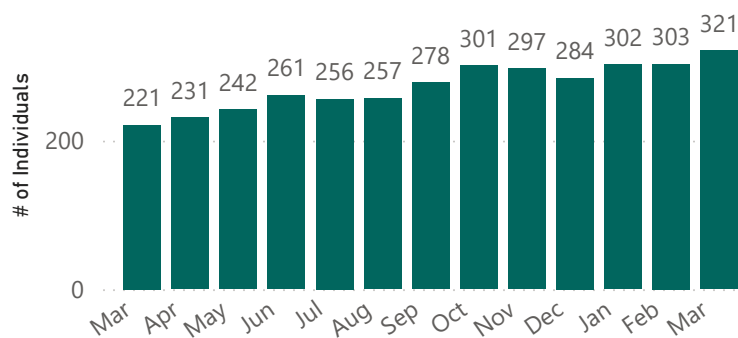
March Outflow

40
Total Outflow

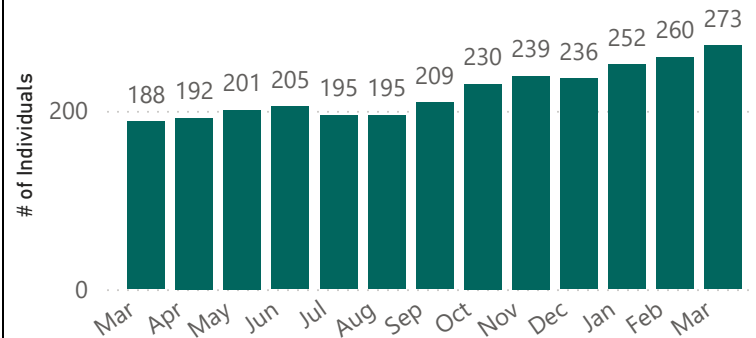
March Outflow

14 Housed 26 Inactive

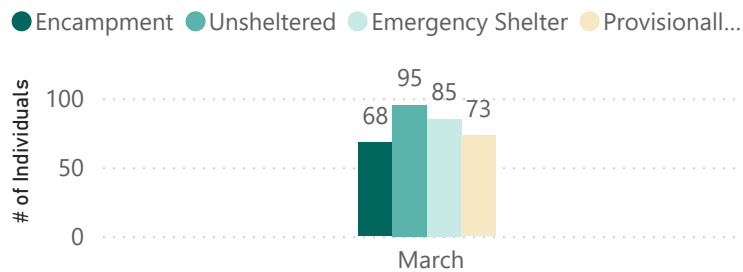
Actively Homeless - Total



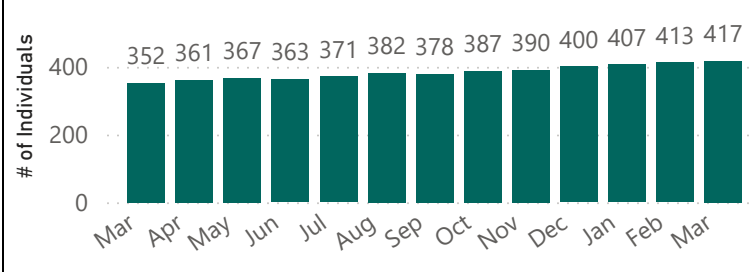
Actively Homeless - Chronic



Sleeping Arrangements



Housed since July 2021 - Net



Sleeping Arrangements definitions

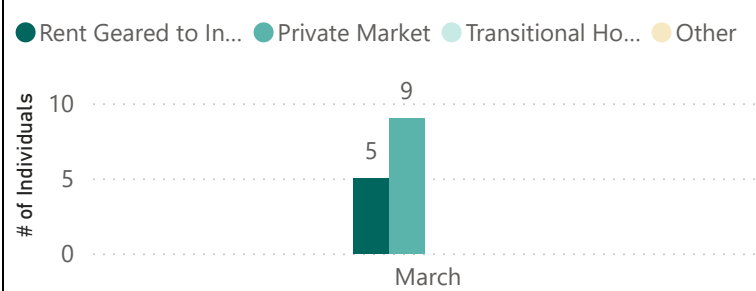
Encampment: Locations where one or more people live in an unsheltered area, set up on either private or public property. Encampments may appear as a single tent, or a group of tents.

Unsheltered: People living in public or private spaces without consent or contract (i.e. sidewalks, squares, parks, forests, etc.), vacant buildings (squatting), or places not intended for permanent human habitation (i.e. vehicles, garages, attics, closets or buildings not designed for human habitation).

Emergency Shelter: CMHA Off the Street Shelter, Salvation Army Cedar Place, Elizabeth Fry Safe Harbour House, YWCA Genevra House.

Provisionally Accommodated: Hospital, couch surfing, bridge housing, withdrawal management, safe beds, corrections, treatment program.

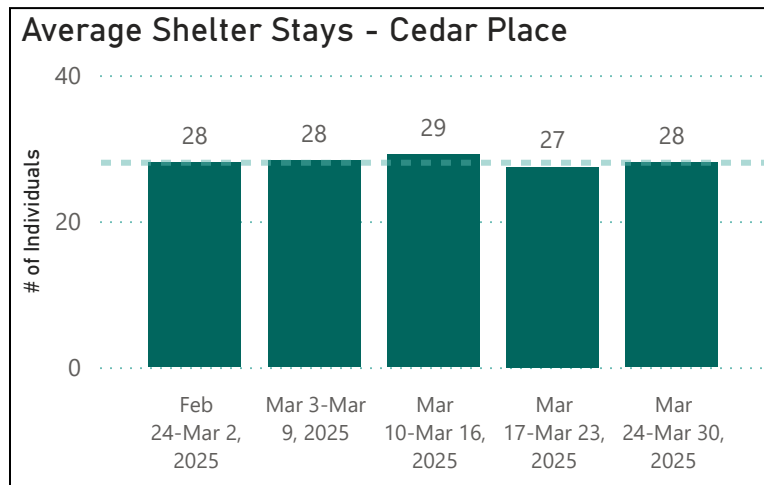
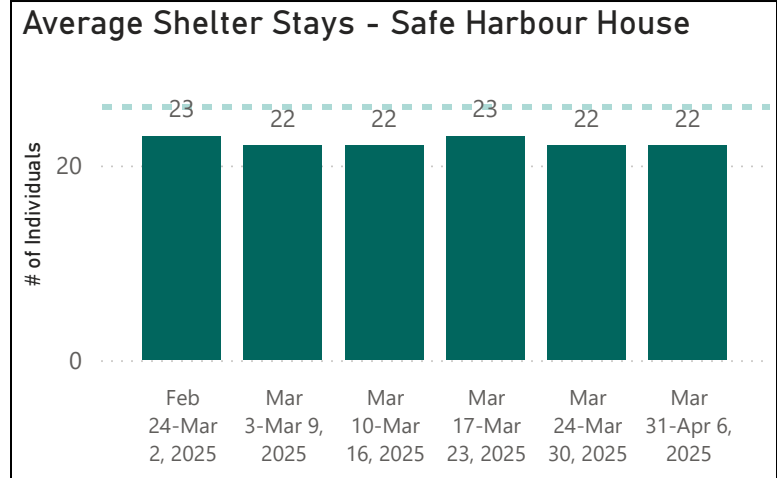
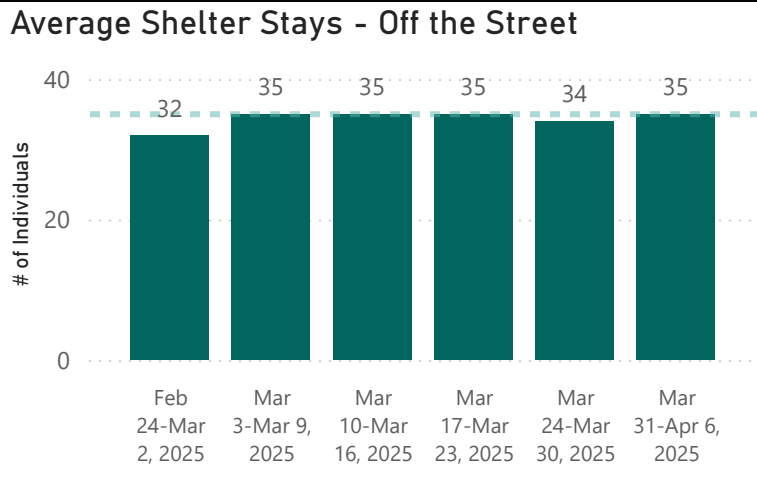
Move-ins by Type



Veterans

As of March 31, there were two actively homeless veterans on the By-Name List.

Shelter Stay Data



The entire shelter system did not reach capacity in March, was at capacity for one night in February, and did not reach capacity in January.

Encampments

As of March 31, there were 188 individuals residing in encampments across 32 locations. As of February 28, there were 189 individuals residing in encampments across 33 locations.

In March, 36 per cent of individuals residing in encampments were represented on the By-Name List.

For more information on programs and services, please visit:
<https://www.greatersudbury.ca/live/homelessness-initiatives/>