

Appendix C – Annual Solid Waste Reports



2006.2007 ANNUAL

Solid Waste Report



Solid Waste Report



Contents

Solid Waste Services	1
Collection Services.....	1
Diversion Services.....	1
Disposal Services.....	1
Clean-up Program and Educational Services	1
Recent Developments	2
Future Initiatives	6
Statistics	8



Solid Waste Report



Solid Waste Services

Collection Services

We provide waste collection services to residents within the City of Greater Sudbury.

Low-density residential buildings (6 units or less) receive:

- Weekly garbage collection for up to 3 approved garbage containers
- Weekly leaf and yard trimmings collection for an unlimited amount of approved containers
- Weekly furniture and appliance collection
- Weekly blue box recycling collection for an unlimited amount of approved containers
- Collection of household hazardous waste by appointment
- Collection of derelict motor vehicles by agreement

High-density residential buildings (7 units or more) receive:

- Weekly garbage collection by agreement with property owner
- Weekly blue box recycling by agreement with property owner
- Collection of household hazardous waste by appointment
- Collection of derelict motor vehicles by agreement

Industrial, Commercial and Institutional buildings receive:

- Weekly yellow box recycling collection by agreement
- Collection of derelict motor vehicles by agreement

Diversion Services

We process the following waste from all sectors within the City of Greater Sudbury:

- Blue Box Recyclables
- Leaf and Yard Trimmings, Christmas Trees
- Scrap Metal and White Goods
- Electronic Waste
- Clean and Non-Treated Wood Waste
- Other Wood Waste
- Sod
- Concrete, Brick and Block
- Tires
- Reusable Cloth Items
- Organics (pilot only)

Disposal Services

The City of Greater Sudbury owns and operates (via private contractors) four active landfill sites and two closed landfill sites. The operating landfill sites are located in Lively, Sudbury, Hanmer and Azilda.

Clean-up Program and Educational Services

Management of clean-up initiatives, such as Adopt-a-Road, Adopt-a-Spot, Adopt-a-Bin, anti-litter awareness and education, Annual Clean-up Blitz, School Clean Sweep Contest, Cleanest School Yard Contest and 40 Hours of Community Service for Clean-ups.

Provision of backyard composters and the promotion and education of all 3R's (reduce, reuse, recycling) activities.

Solid Waste Report



Recent Developments

Co-collection Vehicles

A new fleet of specially designed split compartment co-collection vehicles are now collecting residential garbage and leaf and yard trimmings. This new technology for collection has been shown as a viable alternative to reducing costs and increasing program efficiencies and ultimately achieving greater waste diversion.

Leaf and Yard Trimmings

Switch from Seasonal to Weekly Collection of Leaf and Yard Trimmings and Christmas Trees – Residents from low-density buildings can now place unlimited quantities of leaf and yard trimmings out for weekly collection provided they place the material in approved containers or bundles.



Solid Waste Report

Recent Developments (continued)

Single Stream Recycling

The recycling processing equipment was converted to a single stream system in 2006 and residents are no longer required to sort their recyclables in their blue box. The new system sorts the mixed recyclables into various categories of recyclable materials.

Household Organics Pilot Project

In October 2006, the City commenced a pilot project to divert organics from the waste stream. Organics such as all food waste, household plants/soil and non-recyclable papers have been collected and processed at a compost pad within the Sudbury Landfill Site.

Ontario Deposit Return Program

In 2007, the Province instituted a deposit on all wine and spirit containers. These deposits will be refunded when you return the containers to The Beer Store. The refund will be provided for wine and liquor in glass bottles, plastic bottles, Tetra Pak and bag-in-box containers. Deposits range from 10 to 20 cents, depending on the size of the container.



Solid Waste Report



Recent Developments (continued)

New Blue Box Item

Over the last two years, the City has expanded the blue box program and now recycles:

- Polystyrene foam packaging such as white foam packaging used to pack tv's, computers, stereos, etc. Do not include foam peanuts and ensure large pieces are no larger than 2' x 3' x 1'.
- Cardboard cans such as frozen juice cans, snacks - chip and nut cans, powdered drink mixes, and refrigerated dough cans. The entire cardboard can is recyclable with the exception of the pull-off plastic strip and the peel-off aluminum seal.
- Plastic bags such as grocery, bread, produce, frozen vegetable, outer wrapper for toilet tissue and other paper products and rinsed milk bags. Please place all plastic bags in one tied plastic bag.



Solid Waste Report

Recent Developments (continued)

Landfill Gas to Electricity Project

The City in collaboration with Greater Sudbury Utilities installed the necessary equipment to collect and produce electricity at the Sudbury Landfill Site. Underground pipes collect the gas and a reciprocating engine converts the gas to electricity.

Fall Residential Tipping Fee Holiday

In 2007, the addition of a Fall Residential Tipping Fee Holiday week was added to the program. The City now provides one full week in the Spring and one in the Fall. During these weeks tipping fees at the landfill sites are waived for City residents delivering household waste and passenger/light truck tires (without rims) by private motor vehicle (i.e. commercial vehicles are not exempt); up to eight tires are exempt from tipping fees each day and there is no limit to the amount of household waste delivered.

New Items Exempt from Tipping Fees –

- Furniture and Appliances which can be placed at the curb by a resident for curb side collection can now be delivered by the resident in a private motor vehicle to the landfill sites free of charge.
- 'Other' Wood Waste, defined as wood treated with paint, sealants, glues, etc., source-separated from residential or commercial units, can now be delivered to the landfill sites exempt from tipping fees. This category includes painted fences, plywood, paneling, wood cupboards, cabinets and bookcases, wood doors, etc. Pressure-treated or creosote-treated wood does not apply.



Solid Waste Report



Future Initiatives

Funding Support

The City is working on a cost-sharing agreement with Stewardship Ontario for household hazardous waste. The City has been solely funding this program since its inception. This will be a new revenue source.



Future Initiatives (continued)

Waste Diversion Strategy

Industrial, Commercial and Institutional (IC&I) Waste Diversion Strategy – a study to evaluate recycling options for the IC&I sector. The study would involve the completion of the following tasks:


1. Project Scoping and Consultation
2. Waste Characterization
3. Identification and Evaluation of Options
4. Development of Strategy

Construction and Demolition Recycling Site

Construction and demolition is a large portion of the waste stream and efforts to further segregate and divert this material from landfill will be reviewed. This recycling site will be located at the Sudbury Landfill.

Alternative Daily Landfill Cover

The City imports large quantities of aggregate materials to cover waste. This main purpose of the study will be to identify alternative covers that minimize airspace consumption.



Solid Waste Report



Statistics

Tonnages Managed	2000	2001	2002	2003	2004	2005	2006	2007
Waste Land filled	98,317	95,010	93,142	79,280	80,438	93,260	98,850	113,389
Blue Box Materials	9,895	11,275	11,890	13,539	13,931	15,128	15,593	15,818
Clean Wood	*	*	*	*	25	478	1,558	1,337
Cloth	0	0	0	1	1	1	89	4
Concrete, Brick and Block	0	625	0	0	170	543	842	1,143
Contaminated Wood	0	0	0	0	425	566	474	273
Electronic Waste	0	0	0	0	5	26	25	68
Household Hazardous Waste	262	301	266	260	270	259	290	294
Leaf and Yard Trimmings	2,212	1,610	3,000	2,886	4,348	5,202	6,868	7,320
Organics	0	0	0	0	0	0	18	119
Reuse Store	**	**	18	15	114	236	195	281
Scrap Metal and White Goods	1,090	2,082	1,797	1,442	1,655	1,913	2,648	1,495
Sod	0	0	0	0	141	150	463	190
Tires	744	691	882	846	329	773	789	1,132
Spring Residential Tipping Fee Holiday	N/A	N/A	N/A	N/A	N/A	2,249	2,220	2,195
Fall Residential Tipping Fee Holiday	N/A	N/A	N/A	N/A	N/A	N/A	N/A	1,282

Please Note:

* Prior to 2003, Clean Wood and Leaf and Yard Trimmings were combined; sod was often included in this pile

** Prior to 2002, the sale of reuse items was not officially recorded; the Reuse Store at Sudbury Landfill was constructed in 2004

2008 Solid Waste Report



**THINK
BEFORE
YOU
TRASH IT**

Contents

Solid Waste Services 1

 Collection Services..... 1

 Diversion Services..... 1

 Disposal Services..... 1

 Clean-up Program and Educational Services 1

Recent Developments 2

In Progress 6

Future Initiatives 7

Featured Items..... 8

Statistics 9



Solid Waste Services

Collection Services

We provide waste collection services to residents within the City of Greater Sudbury.

Low-density residential buildings (6 units or less) receive:

- Weekly garbage collection for up to 3 approved garbage containers
- Weekly leaf and yard trimmings collection for an unlimited amount of approved containers
- Weekly furniture and appliance collection
- Weekly blue box recycling collection for an unlimited amount of approved containers
- Collection of household hazardous waste by appointment
- Collection of derelict motor vehicles by agreement

High-density residential buildings (7 units or more) receive:

- Weekly garbage collection by agreement with property owner
- Weekly blue box recycling by agreement with property owner
- Collection of household hazardous waste by appointment
- Collection of derelict motor vehicles by agreement

Industrial, Commercial and Institutional buildings receive:

- Weekly yellow box recycling collection by agreement
- Collection of derelict motor vehicles by agreement

Diversion Services

We process the following waste from all sectors within the City of Greater Sudbury:

- Blue Box Recyclables
- Leaf and Yard Trimmings, Christmas Trees
- Scrap Metal and White Goods
- Electronic Waste
- Clean and Non-Treated Wood Waste
- Other Wood Waste
- Sod
- Concrete, Brick and Block
- Tires
- Reusable Cloth Items
- Organics (pilot only)

Disposal Services

The City of Greater Sudbury owns and operates (via private contractors) four active landfill sites and two closed landfill sites. The operating landfill sites are located in Lively, Sudbury, Hanmer and Azilda.

Clean-up Program and Educational Services

Management of clean-up initiatives, such as Adopt-a-Road, Adopt-a-Spot, Adopt-a-Bin, anti-litter awareness and education, Annual Clean-up Blitz, School Clean Sweep Contest, Cleanest School Yard Contest and 40 Hours of Community Service for Clean-ups.

Provision of backyard composters and the promotion and education of all 3R (reduce, reuse, recycle) activities.

Recent Developments

Green Cart Residential Organics Program


City Council approved the roll out of a 'Green Cart' Organics program to approximately 57,000 low density residential units with curbside waste collection services. Each resident will be provided a 'Green Cart', a kitchen collector, sample compostable plastic bags and an educational package. The launch is scheduled to commence mid 2009.



Recent Developments (continued)

Recycling Shingles for Road Construction

The City undertook a pilot project with Pioneer Construction. The pilot project incorporated asphalt shingles in the construction of a road base. If the project is a success, then consideration will be given to using asphalt shingles in the construction of new roads and parking lots.



New Funding for Household Hazardous Waste

The City received the final agreement to fund the disposal cost of Phase 1 Household Hazardous Waste materials.

The new funding will be used to expand services under the Household Hazardous Waste program. Options to be reviewed by Council in late 2009.

Phase 1 materials include: paints and coatings; solvents such as thinners for paint, lacquer and contact cement, paint strippers and degreasers; oil filters; various empty oil containers; single use, dry cell batteries; automotive antifreeze; propane tanks and cylinders; fertilizers, pesticides, fungicides, herbicides, and insecticides.

Recent Developments (continued)

Waste Audit

A waste audit for the Industrial, Commercial and Institutional sector has been approved and will be conducted in 2009. The information gathered will assist with the development of a new 3Rs waste diversion plan for this sector.

A waste audit is a formal, structured process used to quantify the amount and types of waste being generated by a household or an organization. Information from audits helps identify current waste practices and how they can be improved.



Recent Developments (continued)

Construction & Demolition Recycling Site – Sudbury Landfill

The design for the new construction and demolition recycling site is in process. Construction is expected to commence in 2009/10.



3R Environment Days

Planning is underway to establish 3R Environment Days throughout the City. The events will include compost giveaways, truckload sales of backyard composters, exchange of broken blue boxes and green carts, recycling of scrap metal, electronic waste drop-off and much more.

In Progress

In an effort to enhance the image of the City, trials are underway to assist with litter prevention and collection.

Blue Box Nets

The effectiveness and use of blue box nets to prevent windblown litter is under review. The nets contain the blue box materials and provide additional capacity to residents.



Automated Litter Collection

A trial is currently being conducted on the speed and efficiency of collecting litter with an automated litter collection unit.



Large Recycling Containers

Thirty-five large recycling containers have been purchased for re-sale. These containers are ideal for residents that generate 4 blue boxes or more a week and have difficulty preventing windblown litter.



Future Initiatives

New Funding for Electronic Waste

The City will be applying to become an official electronic waste collection site under the Ontario Electronic Stewardship Program. As an official site, the City will no longer be responsible for the recycling processing costs of certain electronic waste. The reduction in costs will provide an opportunity to expand the program or to enhance its education program. Stay tuned!

The City has been recycling electronic waste for many years and each local landfill site has an electronic waste diversion area. Residents are encouraged to deliver this material to the designated location free of charge.



Featured Item

Household Hazardous Waste Depot – 1853 Frobisher Street, Sudbury

The Depot was constructed in 1997 at an approximate cost of \$750,000. It is a pre-engineered building with two covered unloading areas, a bypass lane, and also indoor and outdoor storage compartments.

The building is equipped with smoke, gas and heat detection equipment which is linked to a fire suppression and alarm system. There is emergency lighting, door closers, a gas shut off valve and explosion relief vents. A chain link fence encloses the property and the site is under video surveillance. It currently operates 26 Saturdays per year and is available to residents within Greater Sudbury. The depot accepts a wide range of household hazardous waste and has an annual operating budget of approximately \$400,000.



2008 Annual Solid Waste Report



Statistics

Tonnages Managed	2000	2001	2002	2003	2004	2005	2006	2007	2008
Waste Land filled	98,317	95,010	93,142	79,280	80,438	93,260	98,850	113,389	113,329
Blue Box Materials	9,895	11,275	11,890	13,539	13,931	15,128	15,593	15,367	18,168
Clean Wood	*	*	*	*	25	478	1,558	1,337	890
Cloth	0	0	0	1	1	1	89	4	2
Concrete, Brick and Block	0	625	0	0	170	543	842	1,143	1,130
Contaminated Wood	0	0	0	0	425	566	474	273	4,471
Electronic Waste	0	0	0	0	5	26	25	68	126
Household Hazardous Waste	262	301	266	260	270	259	290	294	318
Leaf and Yard Trimmings	2,212	1,610	3,000	2,886	4,348	5,202	6,868	7,320	8,341
Organics	0	0	0	0	0	0	18	119	187
Reuse Store	**	**	18	15	114	236	195	281	431
Scrap Metal and White Goods	1,090	2,082	1,797	1,442	1,655	1,913	2,648	1,495	1,692
Sod	0	0	0	0	141	150	463	190	205
Tires	744	691	882	846	329	773	789	1,132	3,438
Spring Residential Tipping Fee Holiday	N/A	N/A	N/A	N/A	N/A	2,249	2,220	2,195	2,174
Fall Residential Tipping Fee Holiday	N/A	N/A	N/A	N/A	N/A	N/A	N/A	1,282	1,340

Please Note:

* Prior to 2003, Clean Wood and Leaf and Yard Trimmings were combined; sod was often included in this pile

** Prior to 2002, the sale of reuse items was not officially recorded; the Reuse Store at Sudbury Landfill was constructed in 2004

2008 Solid Waste Report

City of Greater Sudbury

Environmental Services Division

Solid Waste Section

Telephone 3-1-1

Facsimile 705-671-1148

Website www.greatersudbury.ca/wastemanagement



2006.2007 ANNUAL

Solid Waste Report

City of Greater Sudbury

Environmental Services Division

Solid Waste Section

Telephone 3-1-1

Facsimile 705-671-1148

Website www.greatersudbury.ca/wastemanagement



Annual Solid Waste Report

2009



Contents

Solid Waste Services 1

 Collection Services..... 1

 Diversion Services..... 1

 Disposal Services..... 1

 Clean-up Program and Educational Services 1

Recent Developments 2

Future Initiatives 5

Featured Item..... 6

Statistics 7



Solid Waste Services

Collection Services

We provide waste collection services to residents within the City of Greater Sudbury. Low-density residential buildings (6 units or less) receive:

- Weekly garbage collection for up to 3 approved garbage containers
- Weekly leaf and yard trimmings collection for an unlimited amount of approved containers
- Weekly furniture and appliance collection
- Weekly blue box recycling collection for an unlimited amount of approved containers
- Collection of household hazardous waste by appointment

High-density residential buildings (7 units or more) receive:

- Weekly garbage and recycling collection by agreement with property owner
- Collection of household hazardous waste by appointment

Industrial, Commercial and Institutional buildings receive:

- Weekly yellow box recycling collection by agreement
- Multi-Type Properties - weekly waste collection services to the residential dwellings within the property. Terms and conditions listed in agreement with the property owner.

Diversion Services

We process the following waste from all sectors within the City of Greater Sudbury:

- Blue Box Recyclables
- Leaf and Yard, Trimmings, Christmas Trees
- Scrap Metal and White Goods
- Electronic Waste
- Clean and Non-Treated Wood Waste
- Other Wood Waste
- Sod
- Concrete, Brick and Block
- Tires
- Reusable Cloth Items
- Organics
- Derelict Motor Vehicles

Disposal Services

The City of Greater Sudbury owns and operates (via private contractors) four active landfill sites and two closed landfill sites. The operating landfill sites are located in Lively, Sudbury, Hanmer and Azilda.

Clean-up Program and Educational Services

Management of clean-up initiatives, such as Adopt-a-Road, Adopt-a-Spot, Adopt-a-Bin, anti-litter awareness and education, Annual Clean-up Blitz, 40 Hours of Community Service for Clean-ups.

Provision of backyard composters, green carts, recycling equipment and the promotion and education of all 3R (reduce, reuse, recycle) activities.

Recent Developments

Green Cart Residential Organics Program

Approximately 57,000 'Green Cart' Organic start-up kits were assembled and distributed to local homes. Residents are now able to divert all food waste and non-recyclable papers.



Recent Developments (continued)

Litter Collection

Following a successful pilot study, City Council approved the purchase of a new automated collection unit and staffing to operate the unit for seven months of the year. The unit will be operational in 2010.

New Funding for Electronic Waste

The City is now an official electronic waste collection site under the Ontario Electronic Stewardship (OES) Program. The recycling processing costs of desktop computers, portable computers, computer peripherals, monitors, televisions and printing devices is now covered by the OES.

Please visit our website for a description of all electronic waste that can be recycled.



Recent Developments (continued)

Funding for Tires

New Funding Under the Ontario Tire Stewardship (OTS) Program permits the removal of the tire recycling fee on the first four tires delivered to a City landfill and diversion site. The OTS has also committed to the removal and recycling of large tire stockpiles. For specific details, please call 1-888-OTS-2202.



Future Initiatives

Organic Waste

Phase 2 - Collection

The City will be undertaking a pilot project for the collection of organic waste from apartment buildings and businesses.

Phase 2 - Processing

The City will be undertaking a pilot project to determine whether an enclosed organic waste composting system can be developed. An enclosed system should process the waste faster and allow for the collection of gases. These gases could then be re-directed to the existing landfill gas system and engine. The engine, which is operated by Greater Sudbury Utilities converts the gas to electricity.



Featured Item

Small Vehicle Transfer Station

The Small Vehicle Transfer Station is used by small vehicles (cars, vans or pickups with or without trailers) delivering small quantities of waste and/or recyclables. The diversion bins and areas are marked to encourage proper segregation of recyclable and reusable items.

Location – Sudbury Landfill & Waste Diversion Site



2009 Annual Solid Waste Report



Statistics

Tonnages Managed	2000	2001	2002	2003	2004	2005	2006	2007	2008	2009
Waste Landfilled	98,317	95,010	93,142	79,280	80,438	93,260	98,850	113,389	113,329	107,056
Blue Box Materials	9,895	11,275	11,890	13,539	13,931	15,128	15,593	15,367	18,168	21,149
Clean Wood	n/a	n/a	n/a	n/a	25	478	1,558	1,337	890	811
Cloth	n/a	n/a	n/a	1	1	1	89	4	2	2
Concrete, Brick and Block	n/a	625	n/a	n/a	170	543	842	1,143	1,130	1,075
Contaminated Wood	n/a	n/a	n/a	n/a	425	566	474	273	4,471	4,292
Electronic Waste	n/a	n/a	n/a	n/a	5	26	25	68	126	193
Household Hazardous Waste	262	301	266	260	270	259	290	294	318	289
Leaf and Yard Trimmings	2,212	1,610	3,000	2,886	4,348	5,202	6,868	7,320	8,341	8,268
Organics	n/a	n/a	n/a	n/a	n/a	n/a	18	119	187	1,610
Reuse Store	n/a	n/a	18	15	114	236	195	281	431	244
Scrap Metal and White Goods	1,090	2,082	1,797	1,442	1,655	1,913	2,648	1,495	1,692	1,614
Sod	n/a	n/a	n/a	n/a	141	150	463	190	205	253
Tires	744	691	882	846	329	773	789	1,132	3,438	1,551

2009 Annual Solid Waste Report



Spring Residential Tipping Fee Holiday	2005	2006	2007	2008	2009
Number of Trips	10,030	9,536	10,063	9,505	8,262
Tonnes Delivered	2,249	2,220	2,195	2,174	1,893
Tires Delivered	8,291	8,255	8,415	9,927	8,863

Fall Residential Tipping Fee Holiday	2005	2006	2007	2008	2009
Number of Trips	n/a	n/a	8,025	6,456	5,811
Tonnes Delivered	n/a	n/a	1,282	1,340	1,352
Tires Delivered	n/a	n/a	8,063	6,110	5,043

RESIDENTIAL TRIPS TO LANDFILL & WASTE DIVERSION SITES – 2008

	Sudbury	Hamner	Azilda	Walden
Jan	3,831	2,288	1,651	770
Feb	3,119	1,676	1,378	645
Mar	4,298	2,306	1,797	7,91
Apr	7,990	4,462	3,473	1,651
May	1,1691	6,681	5,479	2,805
Jun	8,715	4,934	3,881	1,989
Jul	9,468	5,384	4,083	2,418
Aug	8,621	4,836	3,730	2,118
Sep	8,396	4,442	3,969	1,918
Oct	8,863	5,056	4,485	2,154
Nov	6,151	3,268	2,791	1,321
Dec	4,511	2,433	2,215	925

RESIDENTIAL TRIPS TO LANDFILL & WASTE DIVERSION SITES – 2009

	Sudbury	Hamner	Azilda	Walden
Jan	3,893	2,055	1,821	785
Feb	3,188	1,487	1,405	537
Mar	4,489	2,356	2,075	939
Apr	7,989	4,022	3,549	1,670
May	12,106	6,482	5,773	2,795
Jun	8,901	5,050	4,203	2,304
Jul	7,671	4,989	4,067	2,280
Aug	6,656	5,162	3,770	2,113
Sep	6,290	4,291	3,680	1,901
Oct	7,297	5,113	4,232	2,248
Nov	6,310	3,693	3,163	1,622
Dec	4,333	2,652	2,096	1,017



City of Greater Sudbury

Environmental Services Division

Telephone 3-1-1
Facsimile 705-671-1148
Website www.greatersudbury.ca/wastemanagement





Solid Waste Services
Annual Report 2010

Solid Waste Services 2

Collection Services 2

Diversion Services 3

Disposal Services 3

Clean-up Programs
and Litter Abatement 3

3R Equipment and
Educational Services 3

Recent Developments 4

Enhanced Service Level 4

Waste Audits 4

Construction and
Demolition Recycling 4

Pilot Projects Underway 5

Green Cart Organics
Program 5

Statistics 6

Tonnages Managed
at City Facilities 6

Residential Tipping
Fee Holiday 7

Residential Trips to
Landfill and Waste
Diversion Sites 7

Under Review 8



Solid Waste Services

Collection Services

Solid Waste Services provides the following waste collection services to residents within the City of Greater Sudbury.

Low-density residential buildings (6 units or less) receive:

- Weekly garbage collection for up to 3 approved garbage containers
- Weekly leaf and yard trimmings collection for an unlimited amount of approved containers
- Weekly furniture and appliance collection
- Weekly blue box recycling collection for an unlimited amount of approved containers
- Weekly Green Cart organics collection for an unlimited amount of approved containers
- Collection of household hazardous waste by appointment

High-density residential buildings (7 units or more) on a curbside collection system receive:

- Weekly garbage, leaf and yard trimmings, recycling and Green Cart organics collection by agreement with property owner
- Collection of household hazardous waste by appointment

High-density residential buildings (7 units or more) on a centralized collection system receive:

- Weekly garbage and recycling collection by agreement with property owner
- Collection of household hazardous waste by appointment

Industrial, commercial and institutional buildings receive:

- Weekly yellow box recycling collection by agreement

Multi-type properties receive:

- Weekly waste collection services to the residential dwellings within the property (based on terms and conditions listed in agreement with the property owner)





Diversion Services

Solid Waste Services processes the following waste from all sectors within the City of Greater Sudbury:

- Blue box recyclables
- Leaf and yard trimmings, Christmas trees
- Scrap metal and white goods
- Electronic waste
- Clean and non-treated wood waste
- Other wood waste
- Sod
- Concrete, brick and block
- Tires
- Reusable cloth items
- Organics
- Derelict motor vehicles

Disposal Services

The City of Greater Sudbury owns and operates (via private contractors) three active landfill sites, two closed landfill sites and one small vehicle transfer station. The operating landfill sites are located in Sudbury, Hanmer and Azilda. The small vehicle transfer station is located in Walden.

Clean-up Programs and Litter Abatement

Solid Waste Services manages the City of Greater Sudbury's clean-up initiatives, including Adopt-a-Road, Adopt-a-Spot, Adopt-a-Bin, Annual Clean-up Blitz, 40 Hours of Community Service for Clean-ups and the Derelict Motor Vehicle Removal and Recycling Program.

One part-time City crew collects roadside litter and maintains litter containers across the City. This service is supplemented each spring with an Automated Litter Collection Unit. Two student Trash Trooper crews are also hired during the summer to collect roadside litter.

3R Equipment and Educational Services

Solid Waste Services provides backyard composters, green carts, kitchen collectors, certified compostable bags, blue boxes and Big Blue large-capacity recycling containers.

Our division is also responsible for the promotion and education of all 3R (Reduce, Reuse, Recycle) activities and anti-litter awareness campaigns.



Recent Developments

Enhanced Service Level

Council approved a service-level enhancement of the curbside collection system for multi-unit residential buildings. These buildings are now able to participate in the City's leaf and yard trimmings collection services and the Green Cart organics collection program.



Waste Audits

Waste Audits will now be conducted every spring and fall. These audits will assist staff in determining participation and diversion rates, including identifying problematic issues. The information will then be used in developing specific educational materials. This work is considered to be a Recycling Best Practice which will help sustain blue box funding.



Construction and Demolition Recycling

A pilot project to sort mixed construction and demolition recycling materials into various categories has been completed. During the pilot project, four labourers and an excavator worked to set aside and sort mixed construction and demolition materials that were delivered to the Sudbury landfill site. Results of this pilot project will assist staff in preparing user fee options for the future Construction and Demolition Recycling Site.

Pilot Projects Underway

Since the roll-out of the Green Cart Organics Program in 2009, various types of collection containers have been tested. The most recent test involves different sizes of plastic, wheeled carts at residential and non-residential facilities. Each facility receives the carts and is given educational information and training. The facilities are monitored, issues are noted and corrective actions are being documented for planning purposes.

**Organic Cart Collection
at Multi-Unit Residential Buildings**



**Organic Cart Collection
at a Residential Retirement Complex**



Organic Cart Collection at a School



Statistics

Tonnages Managed at City Facilities

	2000	2001	2002	2003	2004	2005	2006	2007	2008	2009	2010
Waste Landfilled	98,317	95,010	93,142	79,280	80,438	93,260	98,850	113,389	113,329	107,056	96,435
Blue Box Materials	9,895	11,275	11,890	13,539	13,931	15,128	15,593	15,367	18,168	21,149	20,087
Clean Wood	n/a	n/a	n/a	n/a	25	478	1,558	1,337	890	811	808
Cloth	n/a	n/a	n/a	1	1	1	89	4	2	2	1
Concrete, Brick and Block	n/a	625	n/a	n/a	170	543	842	1,143	1,130	1,075	1,197
Contaminated Wood	n/a	n/a	n/a	n/a	425	566	474	273	4,471	4,292	4,752
Electronic Waste	n/a	n/a	n/a	n/a	5	26	25	68	126	193	347
Household Hazardous Waste	262	301	266	260	270	259	290	294	318	289	317
Leaf and Yard Trimmings	2,212	1,610	3,000	2,886	4,348	5,202	6,868	7,320	8,341	8,268	7,816
Organics	n/a	n/a	n/a	n/a	n/a	n/a	18	119	187	1,610	3,260
Reuse Store	n/a	n/a	18	15	114	236	195	281	431	244	214
Scrap Metal and White Goods	1,090	2,082	1,797	1,442	1,655	1,913	2,648	1,495	1,692	1,614	1,719
Sod	n/a	n/a	n/a	n/a	141	150	463	190	205	253	338
Tires	744	691	882	846	329	773	789	1,132	3,438	1,551	1,435

Residential Tipping Fee Holiday

SPRING	2005	2006	2007	2008	2009	2010
Number of Trips	10,030	9,536	10,063	9,505	8,262	4,824
Tonnes Delivered	2,249	2,220	2,195	2,174	1,893	1,141
Tires Delivered	8,291	8,255	8,415	9,927	8,863	3,093

FALL	2005	2006	2007	2008	2009	2010
Number of Trips	n/a	n/a	8,025	6,456	5,811	5,170
Tonnes Delivered	n/a	n/a	1,282	1,340	1,352	1,079
Tires Delivered	n/a	n/a	8,063	6,110	5,043	2,289

Residential Trips to Landfill and Waste Diversion Sites

2010

	Sudbury	Hanmer	Azilda	Walden
JAN	3893	2055	1821	785
FEB	3188	1487	1405	537
MAR	4489	2356	2075	939
APR	7989	4022	3549	1670
MAY	12106	6482	5773	2795
JUN	8901	5050	4203	2304
JUL	7671	4989	4067	2280
AUG	6656	5162	3770	2113
SEP	6290	4291	3680	1901
OCT	7297	5113	4232	2248
NOV	6310	3693	3163	1622
DEC	4333	2652	2096	1017

2009

	Sudbury	Hanmer	Azilda	Walden
JAN	3778	2076	1759	796
FEB	3302	1732	1404	701
MAR	6478	3615	2947	1511
APR	7671	4172	3335	1745
MAY	9988	5484	4526	2446
JUN	8571	4661	3742	2057
JUL	8720	4568	3632	2099
AUG	8147	4065	3422	1905
SEP	7830	4062	3334	1628
OCT	8827	4690	4077	1803
NOV	7198	3639	2987	1285
DEC	5280	2856	2452	973

Under Review

Enhancing Waste Diversion at Municipal Facilities

Understanding the operation and type of waste generated at each municipal facility type is key in ensuring maximum waste diversion. Several waste audits were undertaken and each facility manager was asked to complete a waste questionnaire. The information gathered will be reviewed and used to enhance facility-specific waste diversion programs.

Keep Leaf and Yard Trimmings Out of the Garbage Stream

Residents on a curbside collection system may now place unlimited leaf and yard trimmings in approved containers or bundles out for collection every week of the year. There is absolutely no reason why placement of this waste in the garbage stream should continue.

Keep Blue Box Recyclables Generated from the Industrial, Commercial and Institutional Sectors out of the Garbage Stream

Although many local businesses have improved recycling efforts, recent waste audits for this sector have identified major waste diversion opportunities. Recommendations to keep these recyclables out of the waste stream, and save businesses money by doing so, will be presented to Council in 2011.

Reducing the Garbage Bag Limit from 3 to 2

Consideration is being given to reducing the current residential garbage bag limit. This will be presented to Council once a review of waste container types and sizes are completed.







Environmental Services Division

Tel: 3-1-1

Fax: 705-671-1148

Email: wastemanagement@city.greatersudbury.on.ca

Website: www.greatersudbury.ca/wastemanagement

2011

Solid Waste Services Annual Report






Table of Contents

Solid Waste Services	2
Collection Services	2
Diversion Services	3
Disposal Services	3
Clean-up Programs and Litter Abatement	3
3R Equipment and Educational Services	3
Recent Developments	4
Waste Containers	4
Waste Storage Box	4
Recycling in Downtown Sudbury	4
Computers and Televisions	4
Projects	5
Improving recycling at high density residential buildings	5
Opportunities/Challenges	6
Making our recycling system more efficient	6
Program Statistics	7
Tonnages Managed at City Facilities	7
Residential Tipping Fee Holiday	8
Residential Trips to Landfill and Waste Diversion Sites	8
We can do better	9

Solid Waste Services

Collection Services

Solid Waste Services provides the following waste collection services to residents within the City of Greater Sudbury:

Low-density residential buildings (6 units or less) receive:

- Weekly garbage collection for up to 3 approved garbage containers
- Weekly leaf and yard trimmings collection for an unlimited amount of approved containers
- Weekly furniture and appliance collection
- Weekly blue box recycling collection for an unlimited amount of approved containers
- Weekly Green Cart organics collection for an unlimited amount of approved containers
- Collection of household hazardous waste by appointment

High-density residential buildings (7 units or more) on a curbside collection system receive:

- Weekly garbage, leaf and yard trimmings, recycling and Green Cart organics collection by agreement with property owner
- Collection of household hazardous waste by appointment

High-density residential buildings (7 units or more) on a centralized collection system receive:

- Weekly garbage and recycling collection by agreement with property owner
- Collection of household hazardous waste by appointment

Industrial, commercial and institutional buildings receive:

- Weekly yellow box recycling collection by agreement

Multi-type properties receive:

- Weekly waste collection services to the residential dwellings within the property (based on terms and conditions listed in agreement with the property owner)

2



Diversion Services

Solid Waste Services processes the following waste from all sectors within the City of Greater Sudbury:

- Blue box recyclables
- Leaf and yard trimmings, Christmas trees
- Scrap metal and white goods
- Electronic waste
- Clean and non-treated wood waste
- Other wood waste
- Sod
- Concrete, brick and block
- Tires
- Reusable cloth items
- Organics
- Derelict motor vehicles

Disposal Services

The City of Greater Sudbury owns and operates (via private contractors) three active landfill sites, two closed landfill sites and one small vehicle transfer station. The operating landfill sites are located in Sudbury, Hanmer and Azilda. The small vehicle transfer station is located in Walden.

Clean-up Programs and Litter Abatement



Solid Waste Services manages the City of Greater Sudbury's clean-up initiatives, including Adopt-a-Road, Adopt-a-Spot, Adopt-a-Bin, Annual Clean-up Blitz, 40 Hours of Community Service for Clean-ups and the Derelict Motor Vehicle Removal and Recycling Program.

One part-time City crew collects roadside litter and maintains litter containers across the City. This service is supplemented each spring with an Automated Litter Collection Unit. Two student Trash Trooper crews are also hired during the summer to collect roadside litter.

3R Equipment and Educational Services

Solid Waste Services provides backyard composters, green carts, kitchen collectors, certified compostable bags, blue boxes and Big Blue large-capacity recycling containers.

Our division is also responsible for the promotion and education of all 3R (Reduce, Reuse, Recycle) activities and anti-litter awareness campaigns.



Recent Developments

Waste Storage Box

Residents on the City's curbside collection program now have the option of storing their waste in a **TyeDee** bin. The bin is ideal for residents with bear problems. To participate in the program, residents must call ahead to register and to receive program instructions. For more information, please visit the City website at www.greatersudbury.ca/wastemanagement or call 3-1-1.



Recycling in Downtown Sudbury

In an effort to promote recycling, Downtown Sudbury pays the monthly fee for recycling collection services. Interested downtown Sudbury merchants simply have to purchase the Big Yellow. For more information, please visit the City website at www.greatersudbury.ca/wastemanagement or call 3-1-1.



Waste Containers

The allowable weight limit for all waste containers was changed from **25 kilograms** (55 pounds) to **18 kilograms** (40 pounds).

For specific details on the various waste containers, please visit the City website at www.greatersudbury.ca/wastemanagement or call 3-1-1.

Computers and Televisions

We have commenced the separate collection of computer monitors and televisions. Garbage collection crews will make note that these items are out for collection and a separate recycling truck will be dispatched to collect the items. All items are then shipped to an Ontario Electronic Stewardship approved recycling facility.



Projects

Improving Recycling at High Density Residential Buildings

- Random waste audits were conducted to determine compliance and to promote recycling and waste diversion.
- Each property with front-end garbage collection was inspected for recycling efforts.
- Systems were changed to make recycling as convenient as garbage disposal.
- Larger recycling containers were installed to provide additional capacity for recycling.
- The provision of site specific educational materials on waste and recycling was provided.
- Each property appointed a Recycling and Waste Co-ordinator.
- Each property received a Superintendent's Waste Management Handbook.



Opportunities and Challenges

Making our recycling system more efficient.



Plastic film, plastic straps, electrical cords, Christmas lights, metal wires are not recyclable in the blue box program. These items get caught up in the processing equipment and the entire system must be shut down. Staff must then manually remove the items, which slows down processing and makes the system inefficient.



6

Our goal is to keep non-recyclables out of the blue box recycling stream.

The following non-recyclable items **should not** be placed in the blue box:

- saran wrap type plastic
- plastic wrap around meat
- ziplock bags
- plastic straws
- chip bags
- cracker and cereal plastic bag liners
- blister packages
- foil peel-top lids
- plastic film and straps
- cords, Christmas lights and wires



Compostable items that **should not** be placed in the blue box:

- paper disposable cups
- paper towels
- popcorn bags

Statistics

Tonnages managed at City facilities:

	2001	2002	2003	2004	2005	2006	2007	2008	2009	2010	2011
Waste Landfilled	95,010	93,142	79,280	80,438	93,260	98,850	113,389	113,329	107,056	96,435	99,548
Blue Box Materials	11,275	11,890	13,539	13,931	15,128	15,593	15,367	18,168	21,149	20,087	19,804
Clean Wood	n/a	n/a	n/a	25	478	1,558	1,337	890	811	808	945
Cloth	n/a	n/a	1	1	1	89	4	2	2	1	5
Concrete, Brick and Block	625	n/a	n/a	170	543	842	1,143	1,130	1,075	1,197	1,135
Contaminated Wood	n/a	n/a	n/a	425	566	474	273	4,471	4,292	4,752	4,691
Electronic Waste	n/a	n/a	n/a	5	26	25	68	126	193	347	488
Household Hazardous Waste	301	266	260	270	259	290	294	318	289	317	333
Leaf and Yard Trimmings	1,610	3,000	2,886	4,348	5,202	6,868	7,320	8,341	8,268	7,816	7,744
Organics	n/a	n/a	n/a	n/a	n/a	18	119	187	1,610	3,260	2,822
Reuse Store	n/a	18	15	114	236	195	281	431	244	214	314
Scrap Metal and White Goods	2,082	1,797	1,442	1,655	1,913	2,648	1,495	1,692	1,614	1,719	1,193
Sod	n/a	n/a	n/a	141	150	463	190	205	253	338	268
Tires	691	882	846	329	773	789	1,132	3,438	1,551	1,435	265

Statistics

Residential Tipping Fee Holiday

SPRING	2005	2006	2007	2008	2009	2010	2011
Number of Trips	10,030	9,536	10,063	9,505	8,262	4,824	6,713
Tonnes Delivered	2,249	2,220	2,195	2,174	1,893	1,141	1,575
Tires Delivered	8,291	8,255	8,415	9,927	8,863	3,093	4,386

FALL	2005	2006	2007	2008	2009	2010	2011
Number of Trips	n/a	n/a	8,025	6,456	5,811	5,170	5,442
Tonnes Delivered	n/a	n/a	1,282	1,340	1,352	1,079	1,119
Tires Delivered	n/a	n/a	8,063	6,110	5,043	2,289	3,163

Residential Trips to Landfill and Waste Diversion Sites

2011

	Sudbury	Hanmer	Azilda	Walden
JAN	3,968	2,048	1,770	721
FEB	3,590	1,814	1,580	619
MAR	4,618	2,227	2,061	735
APR	6,759	3,450	2,061	1,183
MAY	11,070	6,206	5,037	2,099
JUN	9,440	4,939	3,932	1,640
JUL	9,346	4,811	3,896	1,932
AUG	9,191	4,684	3,813	1,833
SEP	7,957	4,152	3,335	1,470
OCT	9,499	5,009	4,196	1,825
NOV	7,202	3,702	2,985	1,376
DEC	5,403	3,129	2,482	1,159

2010

	Sudbury	Hanmer	Azilda	Walden
JAN	3,893	2,055	1,821	785
FEB	3,188	1,487	1,405	537
MAR	4,489	2,356	2,075	939
APR	7,989	4,022	3,549	1,670
MAY	12,106	6,482	5,773	2,795
JUN	8,901	5,050	4,203	2,304
JUL	7,671	4,989	4,067	2,280
AUG	6,656	5,162	3,770	2,113
SEP	6,290	4,291	3,680	1,901
OCT	7,297	5,113	4,232	2,248
NOV	6,310	3,693	3,163	1,622
DEC	4,333	2,652	2,096	1,017

45.68%

of waste placed in the
garbage that should be
recycled or diverted.



13.11%

25.13%

7.03%

0.41%



We can do better.



Environmental Services Division

Tel: 3-1-1

Fax: 705-671-1148

wastemanagement@greatersudbury.ca

www.greatersudbury.ca/wastemanagement

A smiling woman with brown hair, wearing a white lab coat over a light blue top, is holding a blue bin filled with food scraps like banana peels and carrot peels. She is standing outdoors next to a wooden fence. The background is a soft-focus green field.

Environmental Services **ANNUAL REPORT**

2012 | 2013





Environmental Services 2

Collection Services	2
Diversion Services	3
Disposal Services	3
3R Equipment and Educational Services	3
Clean-up Programs, Litter Abatement and Educational Services	3

Recent Developments 4

Industrial, Commercial and Institutional (IC&I) Blue Box Recycling	4
Organic Composting in Schools	4

Feature 5

Household Hazardous Waste (HHW) and Toxic Taxi Usage	5
The Anatomy of a Landfill	6
Home Composters	6

Statistics 7

Tonnages Managed at City Facilities	7
Residential Tipping Fee Holiday	8
Residential Trips to Landfill and Waste Diversion Sites	9



Collection Services

Environmental Services provides the following waste collection services to residents within the City of Greater Sudbury:

Low-density residential buildings (6 units or less) receive:

- Weekly garbage collection for up to 3 approved garbage containers
- Weekly leaf and yard trimmings collection for an unlimited amount of approved containers
- Weekly furniture and appliance collection
- Weekly blue box recycling collection for an unlimited amount of approved containers
- Weekly Green Cart organics collection for an unlimited amount of approved containers
- Collection of household hazardous waste by appointment



High-density residential buildings (7 units or more) on a curbside collection system receive:

- Weekly garbage, leaf and yard trimmings, recycling and Green Cart organics collection by agreement with property owner
- Collection of household hazardous waste by appointment

High-density residential buildings (7 units or more) on a centralized collection system receive:

- Weekly garbage and recycling collection by agreement with property owner
- Collection of household hazardous waste by appointment

Industrial, commercial and institutional buildings receive:

- Weekly yellow box recycling collection by agreement
- Weekly yellow bag garbage collection by agreement

Multi-type properties receive:

- Weekly waste collection services to the residential dwellings within the property (based on terms and conditions listed in agreement with the property owner)

Diversion Services

Environmental Services processes the following waste from all sectors within the City of Greater Sudbury:

- Blue box recyclables
- Leaf and yard trimmings, Christmas trees
- Scrap metal and white goods
- Electronic waste
- Clean and non-treated wood waste
- Other wood waste
- Sod
- Concrete, brick and block
- Tires
- Reusable cloth items
- Organics
- Derelict motor vehicles

Disposal Services

The City of Greater Sudbury owns and operates (via private contractors) three active landfill sites, two closed landfill sites and one small vehicle transfer station. The operating landfill sites are located in Sudbury, Hanmer and Azilda. The small vehicle transfer station is located in Walden.

3R Equipment and Educational Services

Environmental Services provides backyard composters, green carts, kitchen collectors, certified compostable bags, blue boxes and Big Blue large-capacity recycling containers.

Our division is also responsible for the promotion and education of all 3R (Reduce, Reuse, Recycle) activities and anti-litter awareness campaigns.

Clean-up Programs, Litter Abatement and Educational Services



Environmental Services manages the City of Greater Sudbury's clean-up initiatives, including Adopt-a-Road, Adopt-a-Spot, Adopt-a-Bin, Annual Clean-up Blitz and the Derelict Motor Vehicle Removal and Recycling Program.

One part-time City crew collects roadside litter and maintains litter containers across the City. This service

is supplemented each spring with two Automated Litter Collection Units and with student crews that collect roadside litter.

Our division is also responsible for the promotion and education of all 3R (Reduce, Reuse, Recycle) activities and anti-litter awareness campaigns.



IC&I Blue Box Recycling



As of November 5, 2012, the industrial, commercial and institutional (ICI) sectors must recycle their corrugated cardboard as well as their blue box recyclables.

Waste audits for this sector identified major waste diversion opportunities, largely through recycling.

All of these items can be

placed in a single, mixed recycling bin. This reduces the amount of waste the IC&I sector sends to the landfills as well as reduces their landfill tipping fees.



Organic Composting in Schools

The City now offers the Organic Composting in Schools Program!

This program is offered to all schools in the City including primary, secondary and post-secondary institutions. The program allows schools to divert waste which reduces their landfill tipping fees.

Currently, a mix of primary, secondary and post-secondary schools are using this program. Diverting organics in schools also helps to encourage children to bring the habit home and teach their families how to compost.

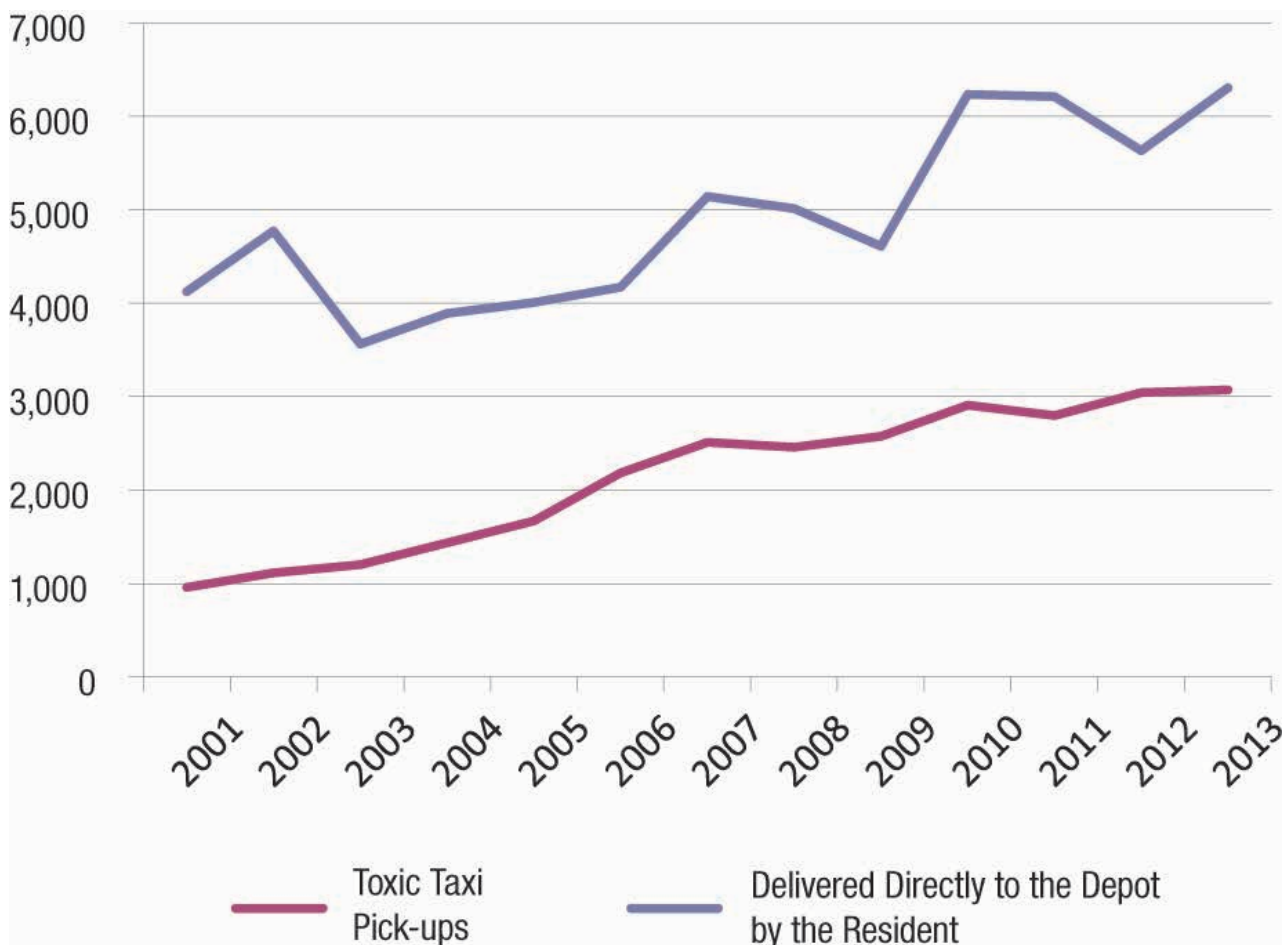


Household Hazardous Waste and Toxic Taxi Usage



Since 1988, the former Regional Municipality of Sudbury operated special one-day Household Hazardous Waste Collection events. These events were organized in order to provide local residents with a method to dispose of their hazardous waste in a safe manner. Event days over the years grew from once a year at one location to several times a year at numerous locations. With increasing popularity and demand, the permanent Household Hazardous Waste facility was completed in the summer of 1997. The Toxic Taxi was introduced to the City of Greater Sudbury in 1997.

Household Hazardous Waste Depot and Toxic Taxi Usage from 2001-2013





The Anatomy of a Landfill

Final Cover System

As soon as practical after final contours have been achieved over a sufficient area, a final cover is applied.

1 Cover Vegetation:

Native grasses (via hydroseeding) and shrubs are planted to prevent erosion and to enhance the visual esthetics of the site.

2 Topsoil:

A layer of 0.15 metres of topsoil is placed to ensure a smooth and uniform surface. This layer helps to support and maintain vegetation by providing nutrients and retaining moisture.

3 Sand Protective Cover Layer:

A 0.60 metre layer of natural river bank sand, free from silt, clay, loam, friable or soluble materials, is placed to protect the GCL and provides additional moisture retention to help support the cover vegetation.

4 Geosynthetic Clay Liner:

This is a factory manufactured hydraulic barrier consisting of granular sodium bentonite clay, sandwiched between, supported and encapsulated by 2 geotextiles, held together by needlepunching. This layer prevents excessive precipitation from entering the landfill and forming leachate; it also helps to prevent the escape of landfill gas, and thereby reduces odours.

5 Sand Bedding/Grading Layer:

A 0.15 metre layer of sand, free from silt, clay, loam, friable or soluble materials, is used to achieve a smooth curve without sharp breaks.

(topsoil-like material). It is graded to promote positive drainage and is seeded/hydroseeded to establish a temporary vegetation cover. Prior to resumption of waste placement in these areas, the topsoil and cover material is stripped off and stockpiled for re-use as interim or daily cover.

7 Daily Cover:

All waste accepted for disposal at the site is covered at the end of each working day. Typically, a minimum of 0.15 metres of earth-type, non-hazardous soil is applied to the waste, with positive drainage encouraged. Alternative cover materials such as ground wood waste, metal cover plates, rubber matting, etc. may also be used to help decrease the amount of material imported. Prior to placement of waste, as much cover material as practically possible is stripped off and stockpiled for re-use.

8 Compacted Waste:

Waste is compacted in layers within a small area to reduce the volume consumed within the landfill.

Landfill Gas Collection

9 Landfill Gas Collection Field:

The Landfill Gas Collection Field provides access to the waste mass to collect landfill gas (LFG) generated from the decomposition of the waste. Horizontal collection trenches, containing perforated piping, collect the LFG and convey it through a LFG header pipe (non-perforated piping) to the LFG control facility. The gas is then sent to the Greater Sudbury Utilities reciprocating engine for electrical generation or to the enclosed flare for destruction (located at the north end of the site).

Working Landfill

6 Interim Cover:

As the landfill operation progresses, in areas of the site where waste has been placed and will not have successive lifts of waste applied for a period on three months or more, an interim cover is applied. This consists of 0.3 metres of cover material (approved, non-hazardous granulars) and 0.1 metre of soil suitable for vegetation

Leachate Collection System

As precipitation percolates through the waste, extracting dissolved and suspended matter, leachate is formed.

A perimeter leachate collection system is installed along the northern perimeter of the site to collect this leachate and convey it to the engineered wetland for treatment.

Home Composters

- Composting food scraps and yard waste can reduce your waste by 25% to 30%.
- Home composting provides you with a rich organic product to nourish your lawn, plants and vegetable gardens which eliminates the need for fertilizer and reduces watering needs.

- Composting also keeps these materials out of our landfill sites, reducing methane emissions, a potent greenhouse gas.
- Composters are sold at hardware stores, garden centers, online and at the Recycling Centre.

Visit these locations to determine availability of models, features and prices or build your own!



Tonnages managed at City facilities:

	2003	2004	2005	2006	2007	2008	2009	2010	2011	2012	2013
Waste Landfilled	79,280	80,438	93,260	98,850	113,389	113,329	107,056	96,435	99,548	101,024	105,509
Blue Box Materials	13,539	13,931	15,128	15,593	15,367	18,168	21,149	20,087	19,804	20,001	20,537
Compostables Clean Wood Organics Sod Leaf and Yard Trimmings	2,886	4,514	5,830	8,907	8,966	9,623	10,942	0	13,790	11,821	12,482
Reuse Cloth Reuse Store	16	115	237	284	285	433	246	0	319	320	198
Concrete, Brick and Block	n/a	170	543	842	1,143	1,130	1,075	1,197	1,135	1,280	1,905
Contaminated Wood	n/a	425	566	474	273	4,471	4,292	4,752	4,691	5,375	5,513
Electronic Waste	n/a	5	26	25	68	126	193	347	488	510	520
Household Hazardous Waste	260	270	259	290	294	318	289	317	333	319	329
Scrap Metal and White Goods	1,442	1,655	1,913	2,648	1,495	1,692	1,614	1,719	1,193	992	1,087
Tires	846	329	773	789	1,132	3,438	1,551	1,435	265	241	195

Residential Tipping Fee Holiday

SPRING

	2005	2006	2007	2008	2009	2010	2011	2012	2013
Number of Trips	10,030	9,536	10,063	9,505	8,262	4,824	6,713	7,202	7,545
Tonnes Delivered	2,249	2,220	2,195	2,174	1,893	1,141	1,575	1,655	1,754
Tires Delivered	8,291	8,255	8,415	9,927	8,863	3,093	4,386	4,646	3,840

FALL

	2005	2006	2007	2008	2009	2010	2011	2012	2013
Number of Trips	n/a	n/a	8,025	6,456	5,811	5,170	5,442	5,477	4,833
Tonnes Delivered	n/a	n/a	1,282	1,340	1,352	1,079	1,119	1,136	1,056
Tires Delivered	n/a	n/a	8,063	6,110	5,043	2,289	3,163	2,016	1,192

TOTAL

	2005	2006	2007	2008	2009	2010	2011	2012	2013
Number of Trips	10,030	9,536	18,088	15,961	14,073	9,994	12,155	12,679	12,378
Tonnes Delivered	2,249	2,220	3,477	3,514	3,245	2,220	2,694	2,791	2,810
Tires Delivered	8,291	8,255	16,478	16,037	13,906	5,382	7,549	6,662	5,032

Residential Trips to Landfill and Waste Diversion Sites

2013

	Sudbury	Hanmer	Azilda	Walden
JAN	3,954	2,092	1,476	802
FEB	3,416	1,638	1,224	634
MAR	5,101	2,529	2,004	960
APR	7,066	3,376	2,722	1,301
MAY	12,540	6,799	5,319	2,679
JUN	10,002	5,068	4,020	1,931
JUL	10,276	5,047	3,987	2,133
AUG	9,796	4,707	3,685	2,043
SEP	8,670	4,251	3,232	1,624
OCT	9,348	4,562	3,720	1,802
NOV	6,918	3,114	2,580	1,351
DEC	4,775	2,722	1,956	1,047

2012

	Sudbury	Hanmer	Azilda	Walden
JAN	4,132	2,148	1,775	758
FEB	3,840	1,810	1,523	664
MAR	6,700	3,286	2,744	1,172
APR	7,490	3,954	3,152	1,300
MAY	11,700	6,228	5,118	2,375
JUN	9,588	4,676	3,927	1,799
JUL	9,406	4,652	3,753	1,977
AUG	9,349	4,708	3,849	1,997
SEP	8,351	3,842	3,257	1,514
OCT	9,310	4,736	3,838	2,006
NOV	6,905	3,330	2,717	1,364
DEC	5,518	3,060	2,192	1,176

2011

	Sudbury	Hanmer	Azilda	Walden
JAN	3,968	2,048	1,770	721
FEB	3,590	1,814	1,580	619
MAR	4,618	2,227	2,061	735
APR	6,759	3,450	2,061	1,183
MAY	11,070	6,206	5,037	2,099
JUN	9,440	4,939	3,932	1,640
JUL	9,346	4,811	3,896	1,932
AUG	9,191	4,684	3,813	1,833
SEP	7,957	4,152	3,335	1,470
OCT	9,499	5,009	4,196	1,825
NOV	7,202	3,702	2,985	1,376
DEC	5,403	3,129	2,482	1,159

2010

	Sudbury	Hanmer	Azilda	Walden
JAN	3,778	2,076	1,759	796
FEB	3,302	1,732	1,404	701
MAR	6,478	3,615	2,947	1,511
APR	7,671	4,172	3,335	1,745
MAY	9,988	5,484	4,526	2,446
JUN	8,571	4,661	3,742	2,057
JUL	8,720	4,568	3,632	2,099
AUG	8,147	4,065	3,422	1,905
SEP	7,830	4,062	3,334	1,628
OCT	8,827	4,690	4,077	1,803
NOV	7,198	3,639	2,987	1,285
DEC	5,280	2,856	2,452	973



Environmental Services Division

Tel: 3-1-1

Fax: 705-671-1148

wastemanagement@greatersudbury.ca

www.greatersudbury.ca/wastemanagement