


## Residential Waste Collection



**16,026**

# of blue boxes provided




**945**

# of Big Blues sold




**5,209**

# of green carts provided



**787,649**

litres of gasoline  
used to collect waste



**High Density Residential  
Properties** ( $\geq 7$  units)

**428**

properties with 12,836  
residential units



**Multi-Type Properties**

(non-residential with residential units)

**193**

residential units  
in properties with  
7 residential units  
or more

**196**

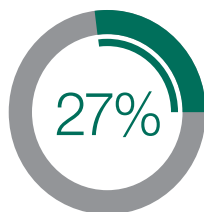
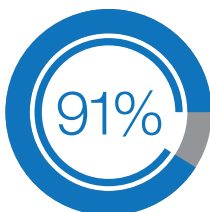
residential units  
in properties with  
2 to 6 residential units

**316**

residential units  
in properties with  
one residential unit (1:1)

## Participation Rate


(2018)



**932**

kilograms of waste generated  
per household  
(398 kg diverted/recycled | 534 kg disposed)

## Non-residential Collection (Participants)



**176**  
# of Yellow Boxes



**61**  
# of Yellow Bags




**10**  
# of Yellow Carts

---

## Special Event Collection (Blue Box Recycling and Organics)




**3**  
# of special events  
that requested recycling/  
organics collection




**15,100**  
# of participants  
at Special Events  
(estimate according to event organizers)

## Support Programs




523

# of diaper exemptions



25

# of cloth diaper rebates



108

# of medical exemptions



0

# of pet digesters



12

# of pet waste exemption

Residential  
Collecte  
résidentielle

Garbage Tags · Étiquettes de déchets



NON-REFUNDABLE / NON REMBOURSABLE

59,195

# of garbage bag tags sold  
(individual tags)



16

# of presentations, events,  
tours, requests for mascots, etc.



3,318

# of field inspections/home visits

## WASTE WISE



**11,851**

# of waste wise app subscribers  
(running total since beginning)



**4,658**

# of waste wise app new subscriptions  
in 2020



**4,344**

# of residents set active reminder alerts  
for collection day



**93,017**

# of garbage pick-up schedules viewed



**10,764**

# of addresses searched



**73,076**

# of materials searched

### Top 5 items searched



1. Fan (large ceiling or floor fan)
2. Garbage
3. Plastic Bags
4. Tire
5. Rigid White Foam Packaging

## Requests and Website



**408,032**

# of times someone viewed our section  
on the website

**327,900**

# of different people viewed our section  
on the website



**13,494**

# of enquiries/requests for the division

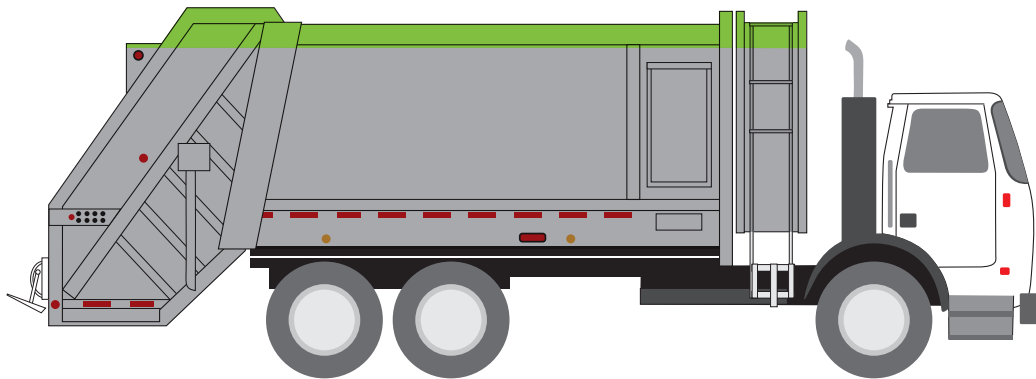
### Top Citizen requests in our division



1. Bluebox request
2. Garbage collection
3. Green Cart request
4. Recycling Collection
5. Other Garbage Inquiries

## Residential Waste Collection

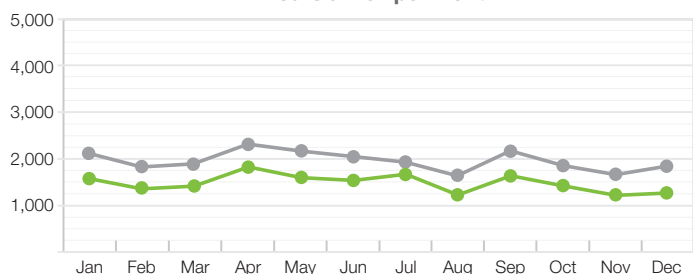
### Garbage and Yard & Leaf Trimmings



**Tonnes of leaf & yard collected – 3,109**  
(all residential crews)

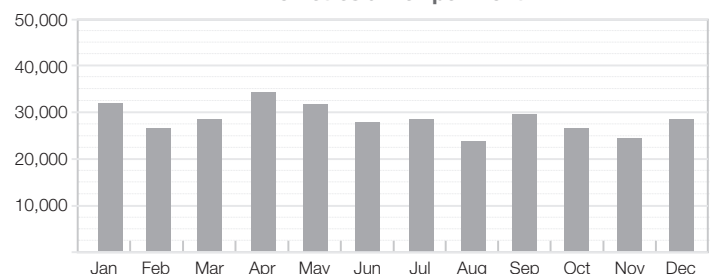
**Tonnes of garbage collected – 19,947**  
(all residential crews)

Hours driven per month

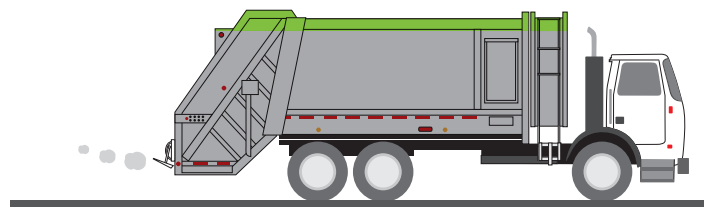


● all garbage/leaf&yard collection vehicles from first house to last  
● all garbage/leaf&yard collection vehicles from yard

Kilometres driven per month



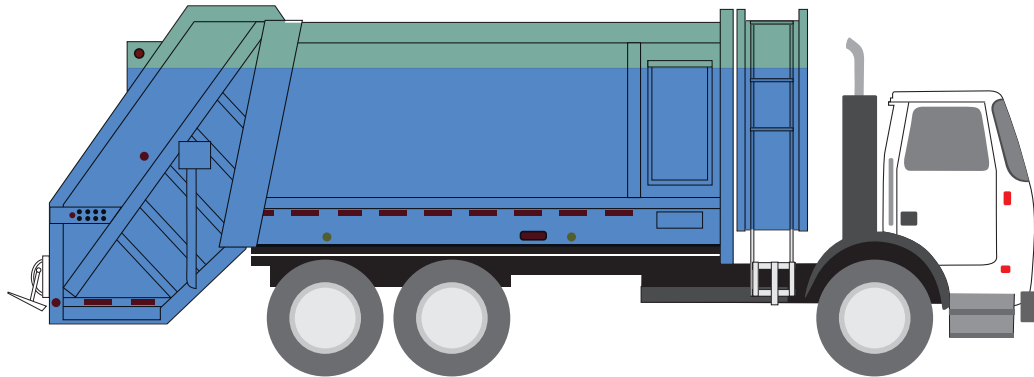
■ all garbage/leaf&yard collection vehicles from yard



**341,820**  
Kilometres driven  
(for all garbage/leaf&yard collection vehicles from yard)

**307**  
# of occurrences of collection past 4:30 pm  
(garbage/leaf&yard collection vehicles)

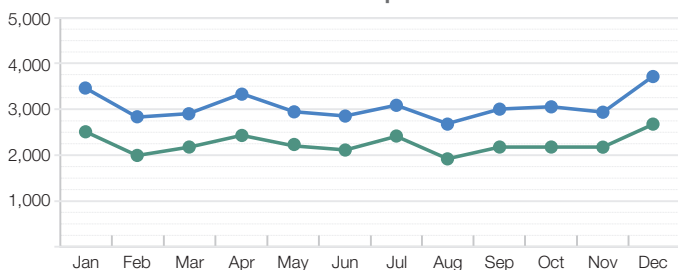
## Residential Collection Blue Box Recycling and Organics



**Tonnes of organics collected – 3,679**  
*(all residential crews)*

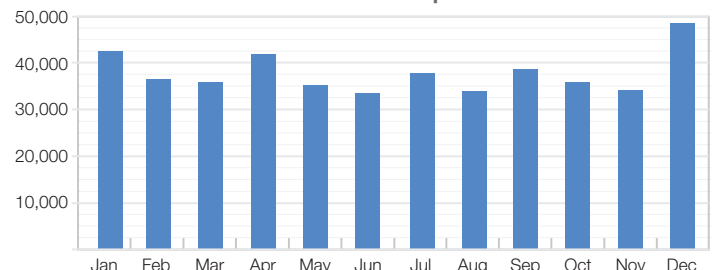
**Tonnes of recycling collected – 10,140**  
*(all residential crews)*

Hours driven per month

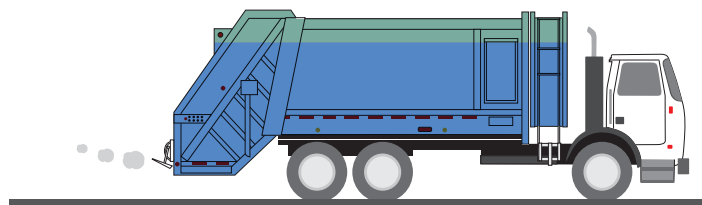


● all recycling/organics collection vehicles from first house to last  
● all recycling/organics collection vehicles from yard

Kilometres driven per month



■ all recycling/organics collection vehicles from yard



**454,983**  
Kilometres driven  
*(for all recycling/organics collection vehicles from yard)*

**238**  
# of occurrences of collection past 4:30 pm  
*(for all recycling/organics collection vehicles from yard)*

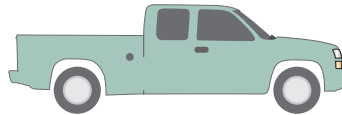
## Azilda Landfill



**18,827**  
Waste Received  
(Tonnes)



**15,561**  
Waste Landfilled  
(Tonnes)



**122,120**  
# of trips to landfill site



**3**  
# of landfill gas probes




**33**  
# of groundwater wells



**19**  
# of surface water locations

### Compostables




**1,449**  
(Tonnes)

### Reuse

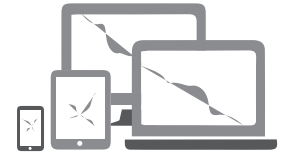


**2**  
Cloth diverted  
(Tonnes)




**18**  
diverted at Reuse Store  
(Tonnes)

### Reuse/Recycling




**60**  
Electronic Waste  
(Tonnes)



**162**  
Concrete, Brick and Block  
(Tonnes)



**630**  
Other Wood Waste  
(Tonnes)



**454**  
Scrap Metal and White Goods  
(Tonnes)



**58**  
Tires  
(Tonnes)

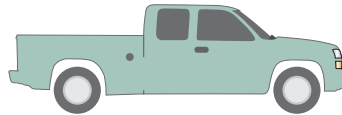
## Sudbury Landfill



**87,025**  
Waste Received  
(Tonnes)



**68,486**  
Waste Landfilled  
(Tonnes)



**232,611**  
# of trips to landfill site



**4**  
# of landfill gas probes




**22**  
# of groundwater wells



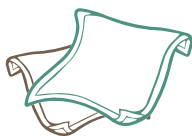
**21**  
# of surfacewater locations

### Compostables




**10,773**  
(Tonnes)

### Reuse

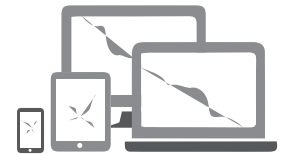


**4**  
Cloth diverted  
(Tonnes)



**14**  
diverted at Reuse Store  
(Tonnes)

### Reuse/Recycling




**146**  
Electronic Waste  
(Tonnes)



**621**  
Concrete, Brick and Block  
(Tonnes)



**2,447**  
Other Wood Waste  
(Tonnes)



**709**  
Scrap Metal and White Goods  
(Tonnes)



**235**  
Tires  
(Tonnes)



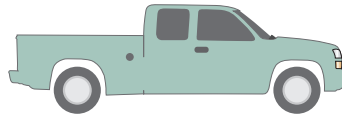
## Hanmer Landfill



**18,425**  
Waste Received  
(Tonnes)



**14,072**  
Waste Landfilled  
(Tonnes)



**39,388**  
# of trips to landfill site



**0**  
# of landfill gas probes




**32**  
# of groundwater wells



**6**  
# of surfacewater locations

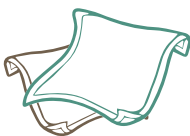
### Compostables



**2,384**  
(Tonnes)



### Reuse

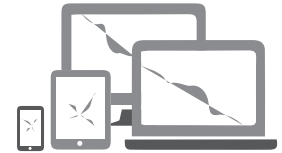


**2**  
Cloth diverted  
(Tonnes)




**13**  
diverted at Reuse Store  
(Tonnes)

### Reuse/Recycling




**53**  
Electronic Waste  
(Tonnes)



**178**  
Concrete, Brick and Block  
(Tonnes)



**693**  
Other Wood Waste  
(Tonnes)

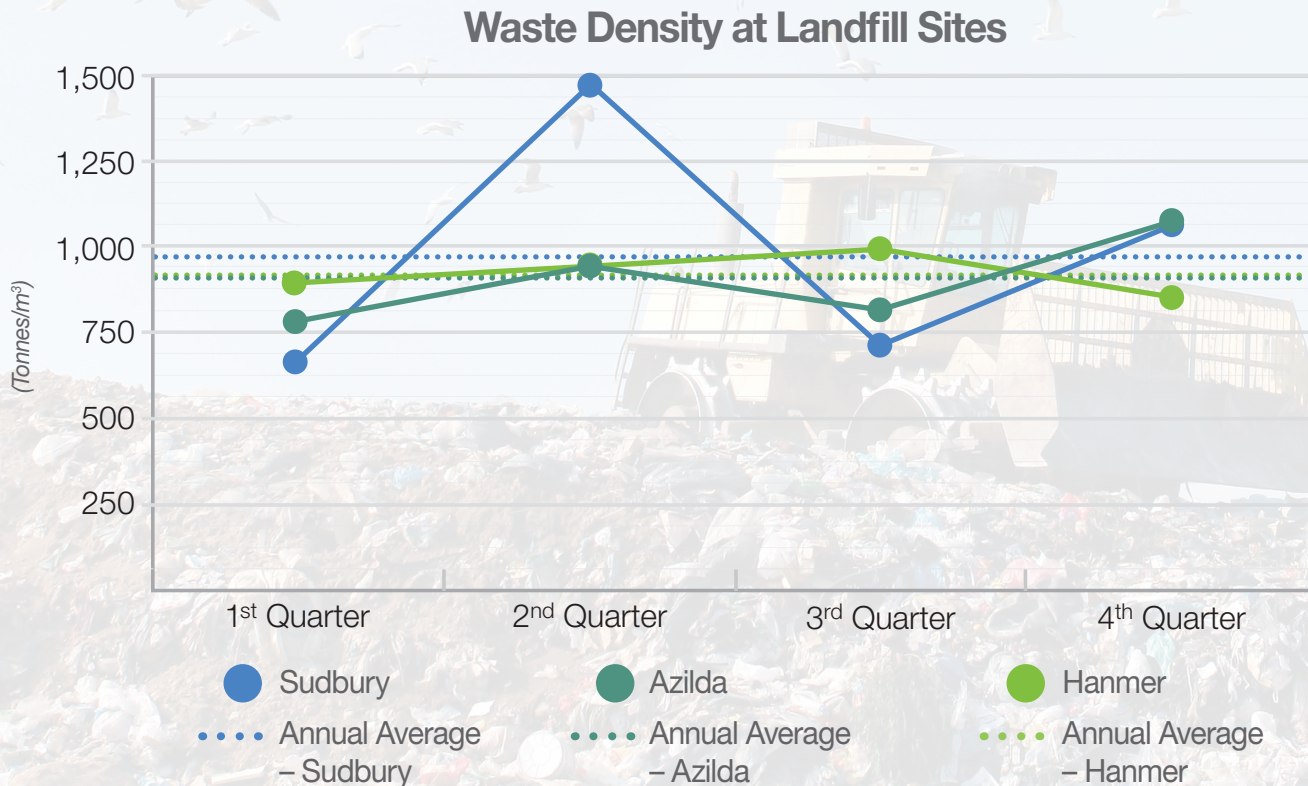


**393**  
Scrap Metal and White Goods  
(Tonnes)

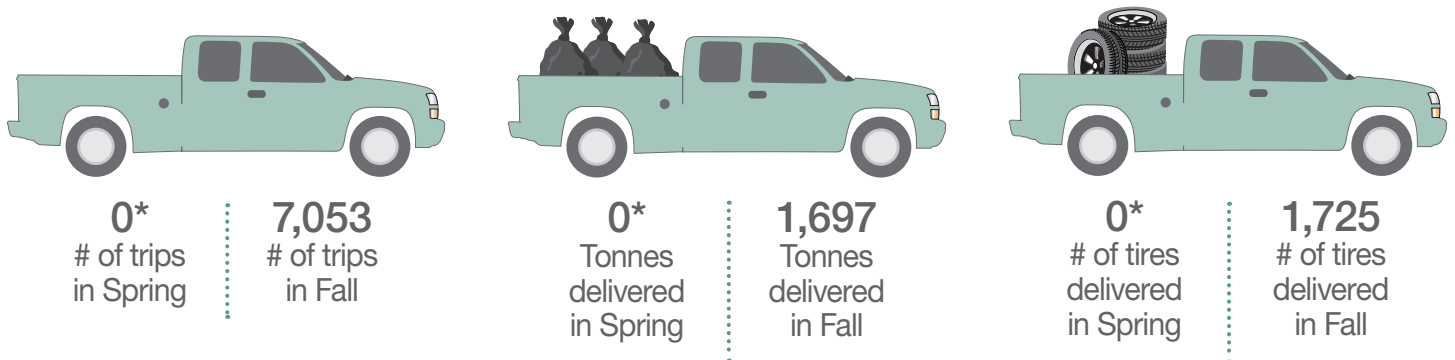


**27**  
Tires  
(Tonnes)

## Landfill Quarterly Waste Density Data

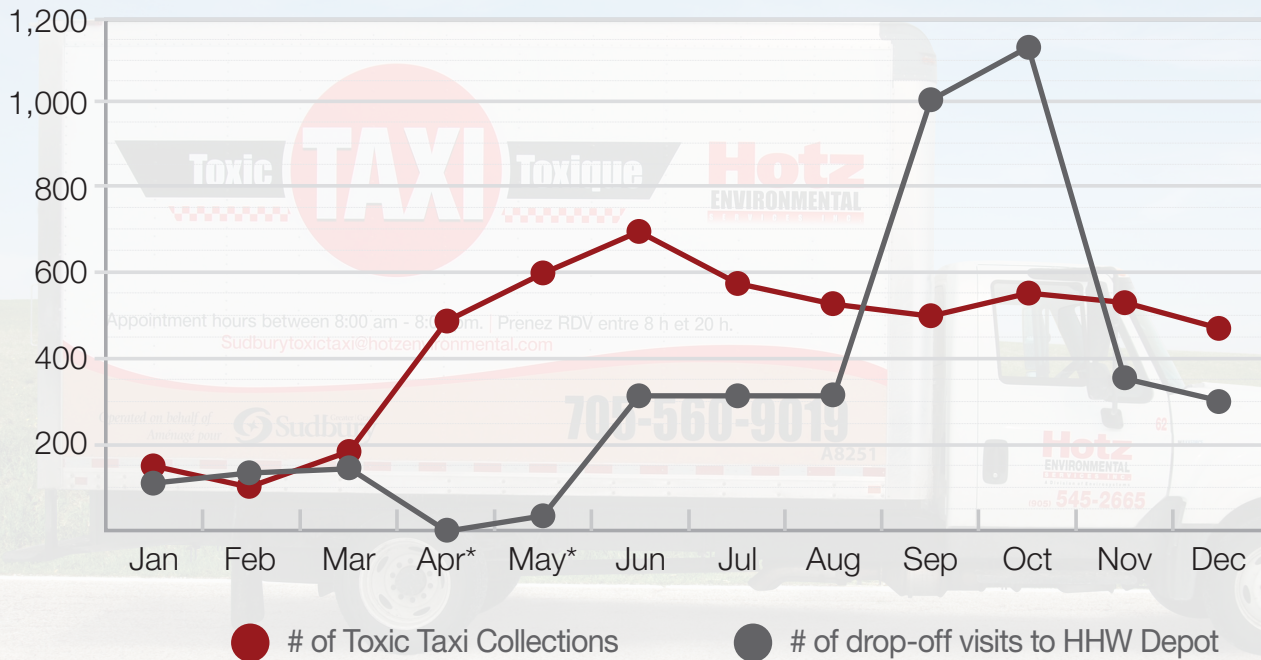


## Residential Tipping Fee Holiday Weeks



## Household Hazardous Waste (HHW)

### Collection/Drop-off Visits



\*Some Household Hazardous Waste Depot Collection Days in April and May cancelled due to COVID-19

### Tonnages Managed



**62**  
HHW Disposed  
(Tonnes)



**244**  
HHW Recycled  
(Tonnes)

**95**  
HHW Reused  
(Tonnes)