



BLUE BOX RECYCLING

2021

PARTICIPATION RATE

 = 10%



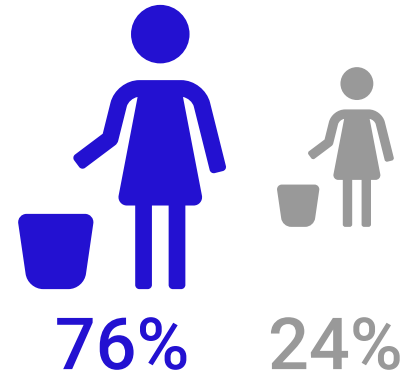
92%

92% of households are currently participating in the Blue Box program

Participation Rate: The percentage of households on a roadside collection route who set out recyclables at least once in a consecutive four week period


SET-OUT RATE

76% of households set out a Blue Box Recycling Container on collection day




Set Out Rate: The percentage of households on a roadside collection route setting out recyclables on the day of collection. As a percent, the set out rate is the number of households setting out recycling on a collection day divided by the total number of households available to set out material.

NUMBER OF BLUE BOX RECYCLING CONTAINERS PER HOUSEHOLD




TONNES OF RESIDENTIAL BLUE BOX MATERIALS DIVERTED IN 2020



GREEN CART ORGANICS

2021

PARTICIPATION RATE

 = 10%




43%

43% of households are currently participating in the Green Cart program

Participation Rate: The percentage of households on a roadside collection route who set out organics at least once in a consecutive four week period.


SET-OUT RATE

33% of households set out a Green Cart on collection day



Set Out Rate: The percentage of households on a roadside collection route setting out organics on the day of collection. As a percent, the set out rate is the number of households setting out organics on a collection day divided by the total number of households available to set out material.

NUMBER OF GREEN CART ORGANICS CONTAINERS PER HOUSEHOLD



Households with no Green Cart



Households with 1 Green Cart



Households with 2 Green Carts


TONNES OF RESIDENTIAL GREEN CART MATERIALS DIVERTED IN 2020



ROADSIDE GARBAGE COLLECTION

2021

PARTICIPATION RATE

 = 10%



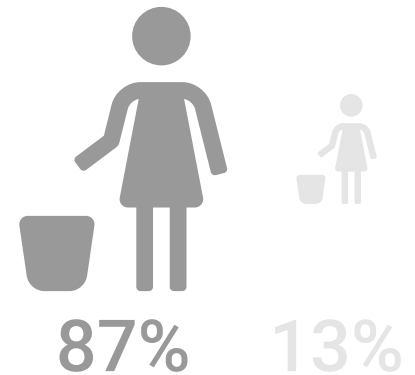
97%

97% of households are currently participating in Roadside Garbage Collection

Participation Rate: The percentage of households on a roadside collection route who set out garbage at least once in a consecutive four week period.

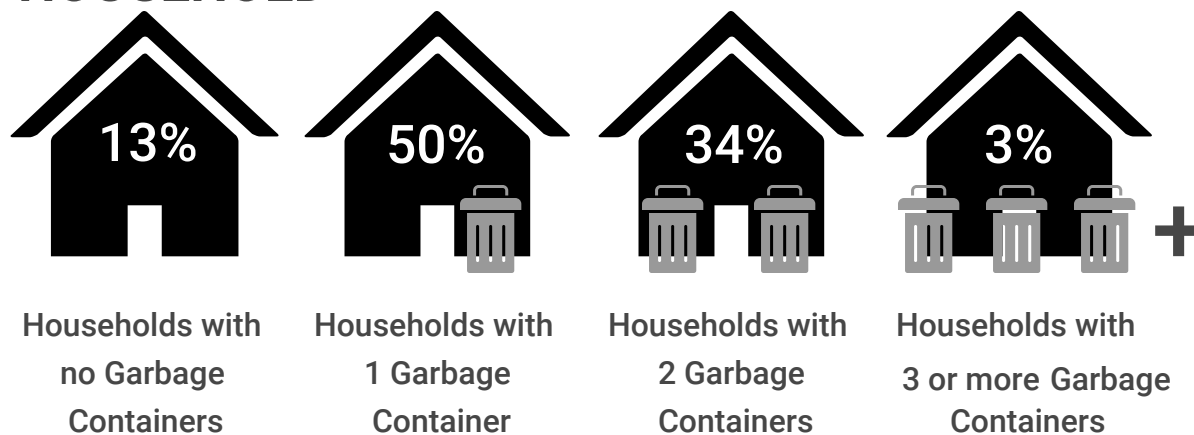
SET-OUT RATE

87% of households set out garbage on collection day



Set Out Rate: The percentage of households on a roadside collection route setting out garbage on the day of collection. As a percent, the set out rate is the number of households setting out garbage on a collection day divided by the total number of households available to set out material.

NUMBER OF GARBAGE CONTAINERS PER HOUSEHOLD



KILOGRAMS OF GARBAGE DISPOSED PER HOUSEHOLD IN 2020

