

Residential Waste Collection



18,205

of blue boxes provided




3,138

of Big Blues sold




7,555

of green carts provided



732,459

litres of gasoline
used to collect waste



**High Density Residential
Properties** (≥ 7 units)

380

properties with 13,022
residential units



Multi-Type Properties

(non-residential with residential units)

178

residential units
in properties with
7 residential units
or more

207

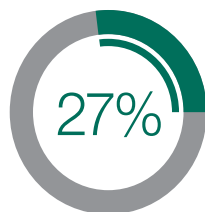
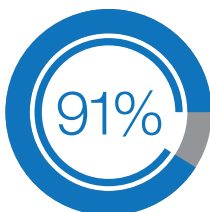
residential units
in properties with
2 to 6 residential units

321

residential units
in properties with
one residential unit (1:1)

Participation Rate

(2018)



979

kilograms of waste generated
per household
(406 kg diverted/recycled | 573 kg disposed)

Non-residential Collection

(Participants)



170

of Yellow Boxes



60

of Yellow Bags



9

of Yellow Carts


Special Event Collection

(Blue Box Recycling and Organics)



27


of special events
that requested recycling/
organics collection



118,530

of participants
at Special Events
(estimate according to event organizers)

Support Programs




746

of diaper exemptions



34

of cloth diaper rebates



192

of medical exemptions



4

of pet digesters



28

of pet waste exemption

Residential
Collecte
résidentielle

Garbage Tags · Étiquettes de déchets



NON-REFUNDABLE / NON REMBOURSABLE


9,605

of garbage bag tags sold
(individual tags)



74

of presentations, events,
tours, requests for mascots, etc.



2,658

of field inspections/home visits

WASTE WISE



7,193

of waste wise app subscribers
(running total since beginning)



5,786

of waste wise app new subscriptions in 2019



4,663

of residents set active reminder alerts for collection day



65,910

of garbage pick-up schedules viewed



8,916

of addresses searched



85,320

of materials searched

Top 5 items searched



1. Plastic bags
2. Tim Horton cup (no lid)
3. Plastic zipper bag
4. Chip bag
5. Plastic outer milk bag

Requests and Website



298,331

of times someone viewed our section on the website

245,759

of different people viewed our section on the website



21,784

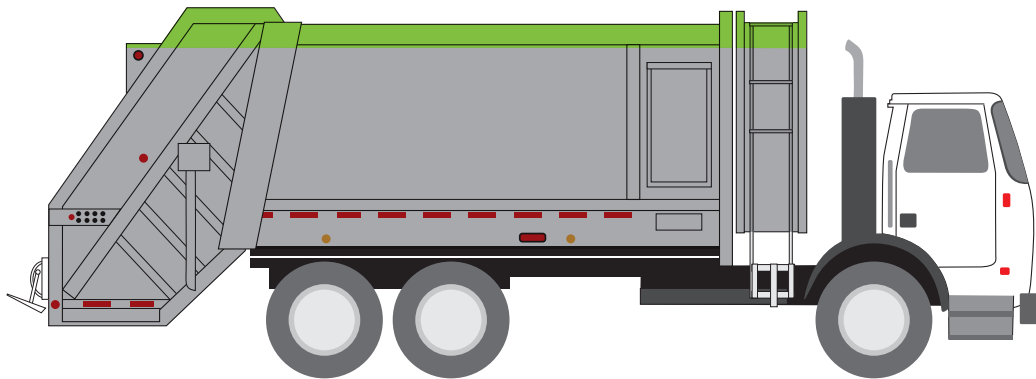
of enquiries/requests for the division

Top Citizen requests in our division



1. Green Cart request
2. Bluebox request
3. Garbage collection
4. Bag Tag Inquiries
5. Other Garbage Inquiries

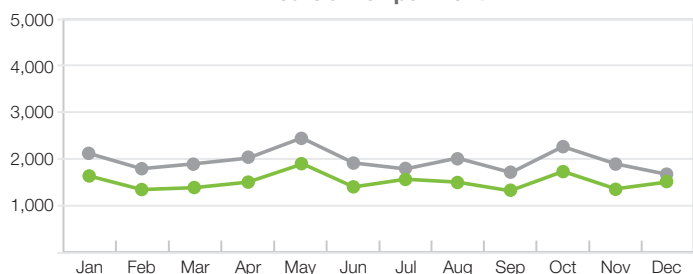
Residential Waste Collection Garbage and Yard & Leaf Trimmings



Tonnes of leaf & yard collected – 3,387
(all residential crews)

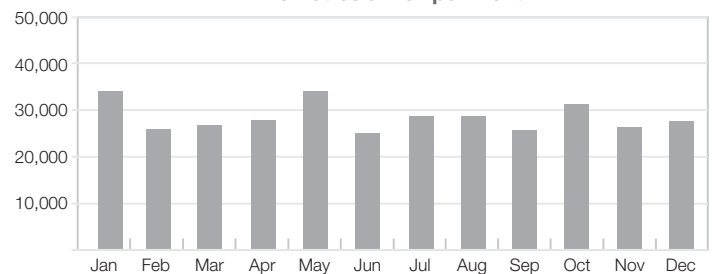
Tonnes of garbage collected – 22,129
(all residential crews)

Hours driven per month

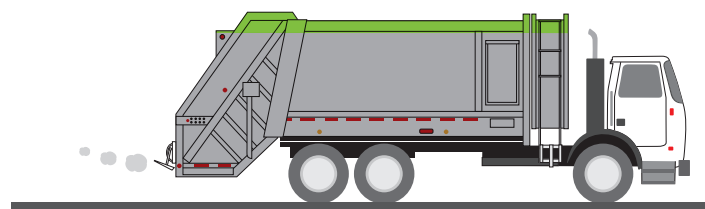


● all garbage/leaf&yard collection vehicles from first house to last
● all garbage/leaf&yard collection vehicles from yard

Kilometres driven per month



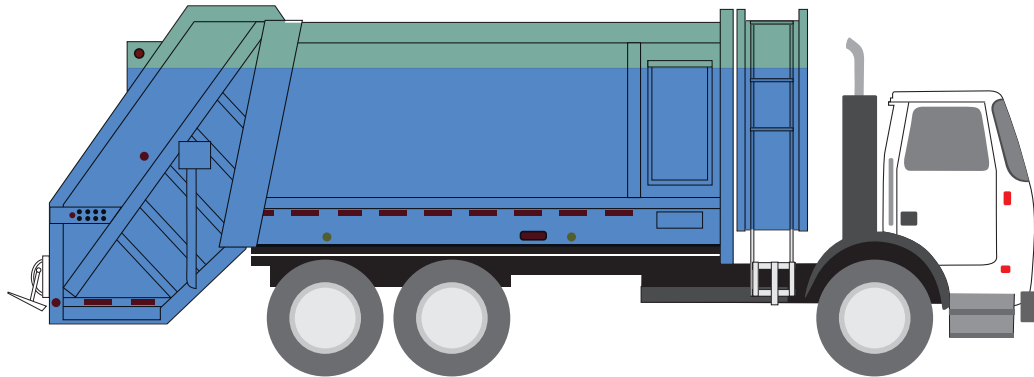
■ all garbage/leaf&yard collection vehicles from yard



342,260
Kilometres driven
(for all garbage/leaf&yard collection vehicles from yard)

230
of occurrences of
collection past 4:30 pm
(garbage/leaf&yard collection vehicles)

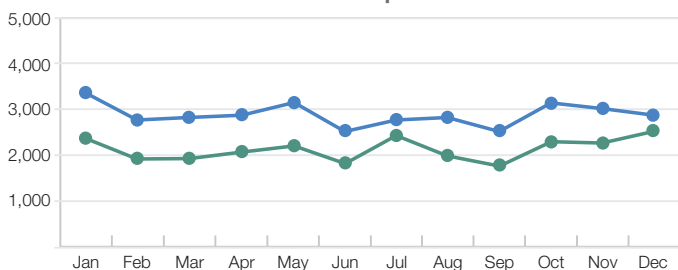
Residential Collection Blue Box Recycling and Organics



Tonnes of organics collected – 2,729
(all residential crews)

Tonnes of recycling collected – 9,470
(all residential crews)

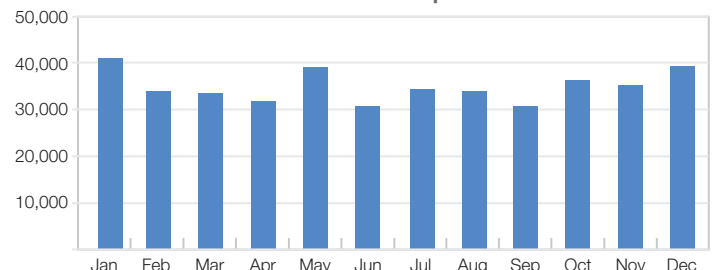
Hours driven per month



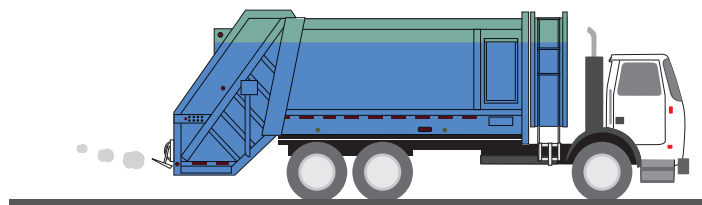
all recycling/organics collection vehicles from first house to last

all recycling/organics collection vehicles from yard

Kilometres driven per month



all recycling/organics collection vehicles from yard



420,376

Kilometres driven
(for all recycling/organics collection vehicles from yard)

207

of occurrences of collection past 4:30 pm
(for all recycling/organics collection vehicles from yard)

Azilda Landfill



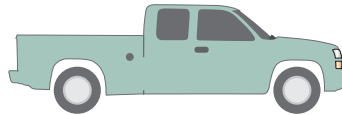
18,875

Waste Received
(Tonnes)



15,976

Waste Landfilled
(Tonnes)



44,883

of trips to landfill site



3

of landfill gas probes



34


of groundwater wells



17

of surfacewater locations

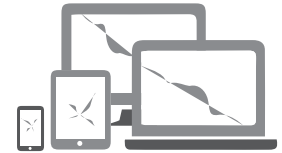
Compostables



1,432
(Tonnes)




Reuse/Recycling



87

Electronic Waste
(Tonnes)




96

Concrete, Brick and Block
(Tonnes)



512

Other Wood Waste
(Tonnes)



377

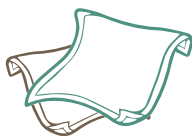
Scrap Metal and White Goods
(Tonnes)



56

Tires
(Tonnes)

Reuse



2

Cloth diverted
(Tonnes)



35

diverted at Reuse Store
(Tonnes)

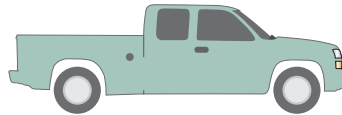
Sudbury Landfill



87,756
Waste Received
(Tonnes)



68,947
Waste Landfilled
(Tonnes)



145,265
of trips to landfill site



2
of landfill gas probes




21
of groundwater wells



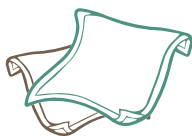
17
of surfacewater locations

Compostables




9,858
(Tonnes)

Reuse

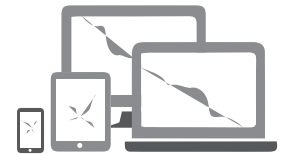


6
Cloth diverted
(Tonnes)



24
diverted at Reuse Store
(Tonnes)

Reuse/Recycling




184
Electronic Waste
(Tonnes)



632
Concrete, Brick and Block
(Tonnes)



1,727
Other Wood Waste
(Tonnes)



757
Scrap Metal and White Goods
(Tonnes)



122
Tires
(Tonnes)

Hanmer Landfill



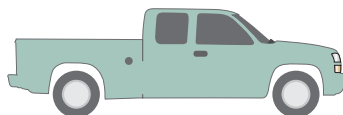
17,267

Waste Received
(Tonnes)



13,728

Waste Landfilled
(Tonnes)



55,370

of trips to landfill site



0

of landfill gas probes



32


of groundwater wells



6

of surfacewater locations


Compostables



1,886
(Tonnes)



Reuse



3

Cloth diverted
(Tonnes)



22

diverted at Reuse Store
(Tonnes)

Reuse/Recycling



50

Electronic Waste
(Tonnes)




161

Concrete, Brick and Block
(Tonnes)



302

Other Wood Waste
(Tonnes)



301

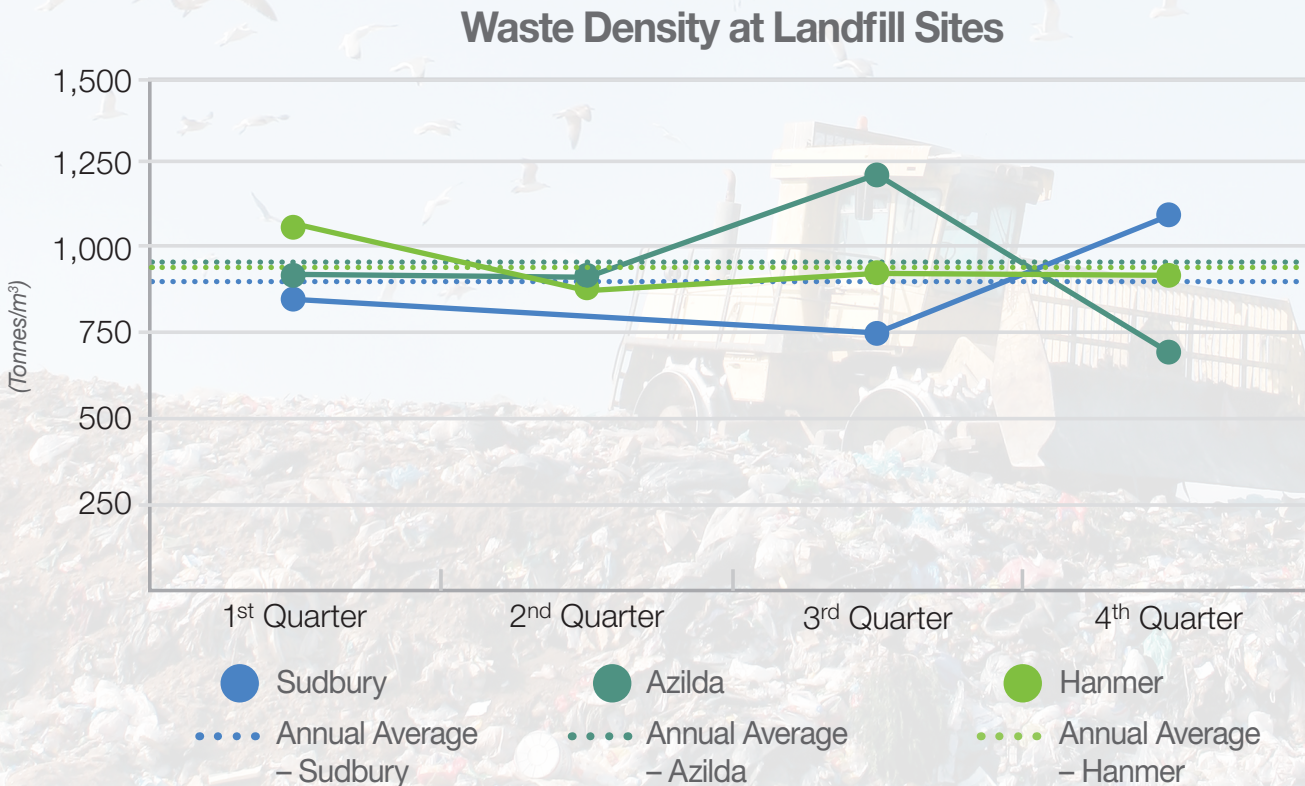
Scrap Metal and White Goods
(Tonnes)



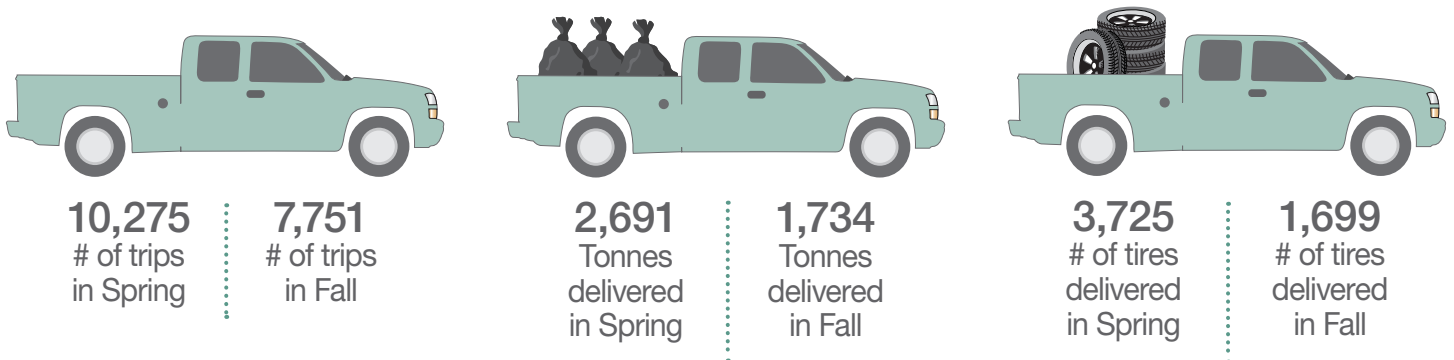
54

Tires
(Tonnes)

Landfill Quarterly Waste Density Data

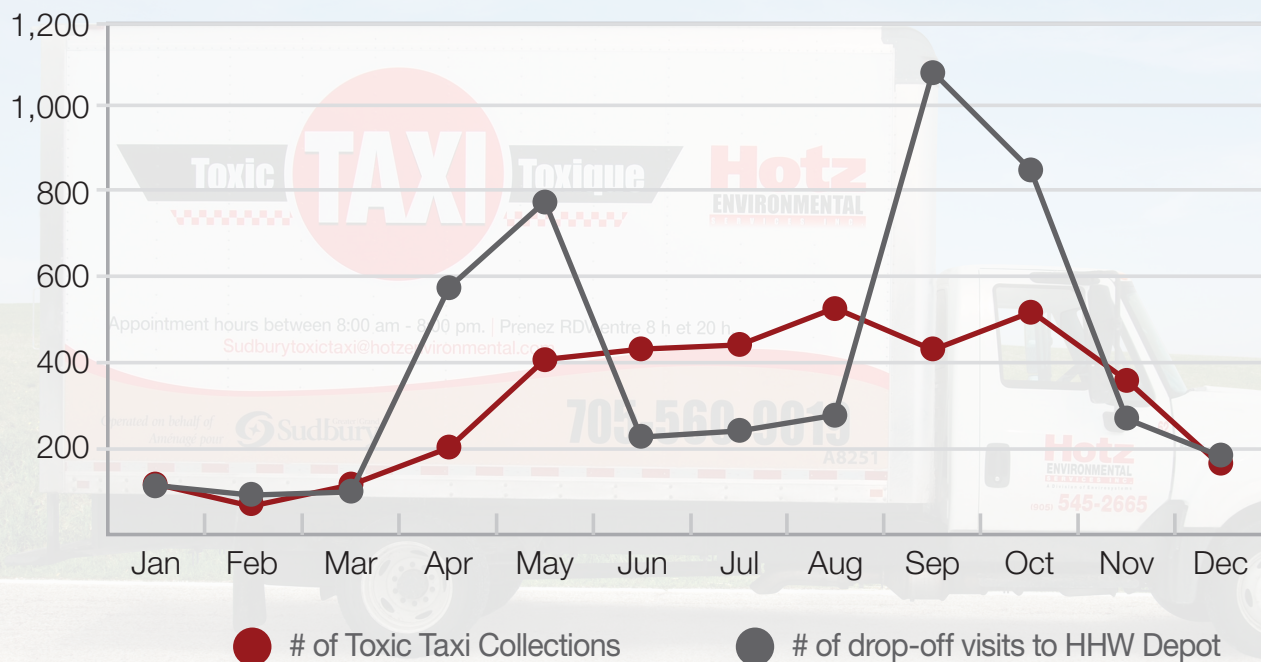


Residential Tipping Fee Holiday Weeks



Household Hazardous Waste (HHW)

Collection/Drop-off Visits



Tonnages Managed



53
HHW Disposed
(Tonnes)



203
HHW Recycled
(Tonnes)

83
HHW Reused
(Tonnes)