


Residential Waste Collection



10,884

of blue boxes provided




1,653

of Big Blues sold




1,784

of green carts provided



680,645

litres of gasoline
used to collect waste



**High Density Residential
Properties** (≥ 7 units)

387

properties with
12,816 residential units



Multi-Type Properties

(non-residential with residential units)

495

residential units
in properties with
7 residential units
or more

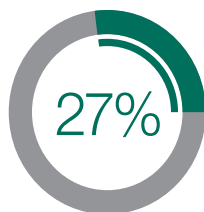
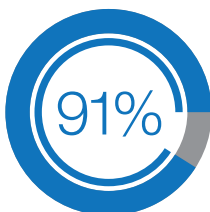
213

residential units
in properties with
2 to 6 residential units

321

residential units
in properties with
one residential unit (1:1)

Participation Rate




920

kilograms of waste generated
per household

(410 kg diverted/recycled | 510 kg disposed)

Non-residential Collection (Participants)



153
of Biz Boxes



41
of Biz Bags




1
of Biz Carts

Special Event Collection (Blue Box Recycling and Organics)



30
of special events
that requested recycling/
organics collection



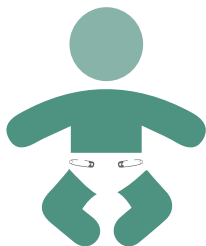
98,900
of participants
at Special Events
(estimate according to event organizers)

Support Programs




88

of diaper exemptions



29

of cloth diaper rebates



62

of medical exemptions



1

of pet digesters




11,555

of garbage bag tags sold
(individual tags)



16

of presentations, events,
tours, requests for mascots, etc.



312

of field inspections/home visits

WASTE WISE



1,421

of waste wise app subscribers
(running total since beginning)



681

of waste wise app new subscriptions in 2018



630

of residents set active reminder alerts for collection day



22,710

of garbage pick-up schedules viewed



5,614

of addresses searched



31,882

of materials searched

Top 5 items searched



1. Plastic zipper bag
2. Fluorescent light
3. Rigid white foam packing
4. Coffee cup (take-out)
5. Light bulb (not compact fluorescent)

Requests and Website



183,765

of times someone viewed our section on the website

152,276

of different people viewed our section on the website



10,585

of enquiries/requests for the division

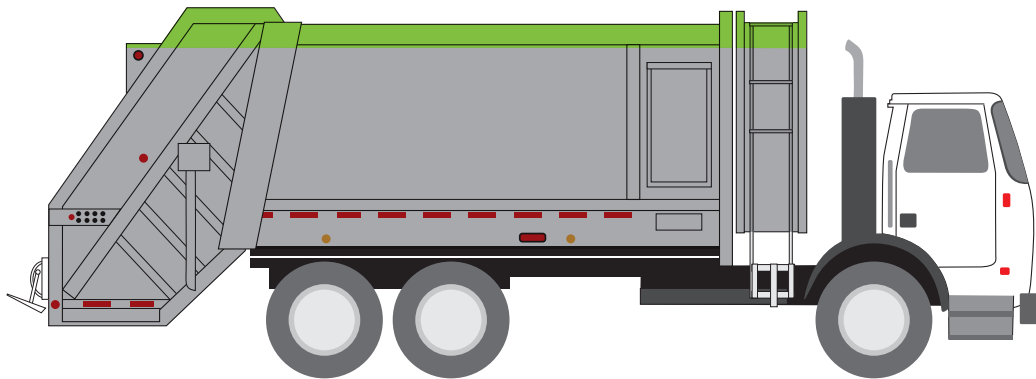
Top Citizen requests in our division



1. Blue Box request
2. Green Cart request
3. Garbage collection
4. Large Furniture and Appliance inquiry
5. Recycling collection

Residential Waste Collection

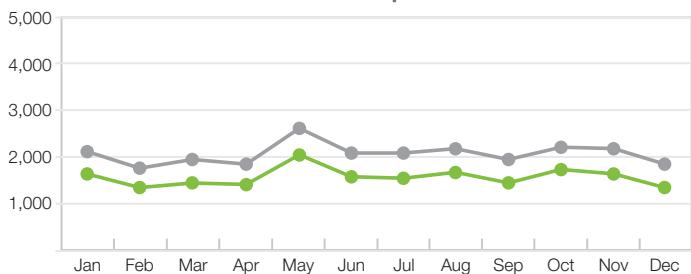
Garbage and Yard & Leaf Trimmings



Tonnes of leaf & yard collected – 3,254
(all residential crews)

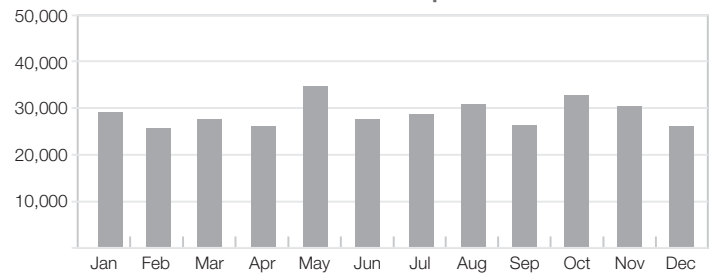
Tonnes of garbage collected – 23,053
(all residential crews)

Hours driven per month

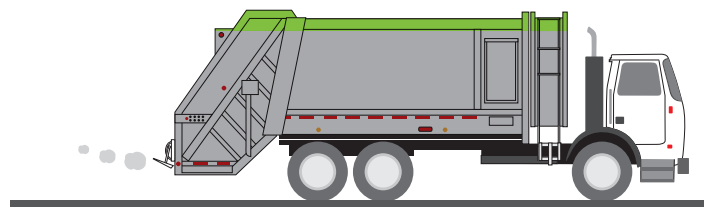


● all garbage/leaf&yard collection vehicles from first house to last
● all garbage/leaf&yard collection vehicles from yard

Kilometres driven per month



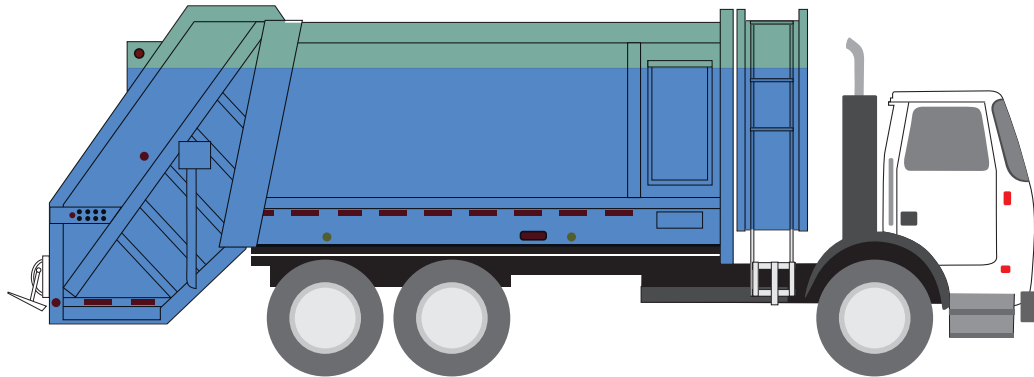
■ all garbage/leaf&yard collection vehicles from yard



343,632
Kilometres driven
(for all garbage/leaf&yard collection vehicles from yard)

236
of occurrences of collection past 4:30 pm
(garbage/leaf&yard collection vehicles)

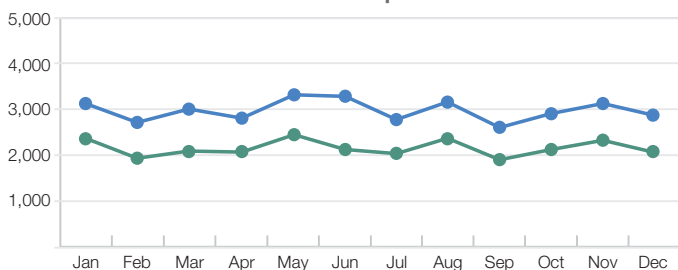
Residential Collection Blue Box Recycling and Organics



Tonnes of organics collected – 2,269
(all residential crews)

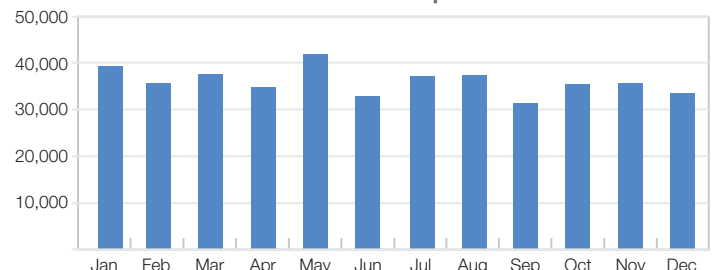
Tonnes of recycling collected – 9,296
(all residential crews)

Hours driven per month

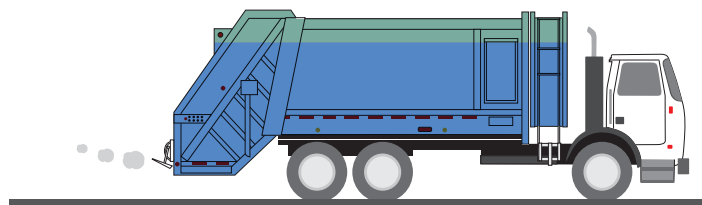


● all recycling/organics collection vehicles from first house to last
● all recycling/organics collection vehicles from yard

Kilometres driven per month



■ all recycling/organics collection vehicles from yard



431,719
Kilometres driven
(for all recycling/organics collection vehicles from yard)

253
of occurrences of collection past 4:30 pm
(for all recycling/organics collection vehicles from yard)

Azilda Landfill



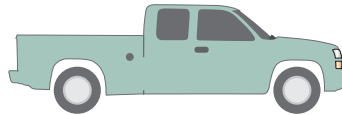
17,674

Waste Received
(Tonnes)



15,315

Waste Landfilled
(Tonnes)



26,108

of trips to landfill site



3

of landfill gas probes



33


of groundwater wells



17

of surfacewater locations

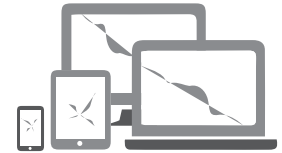
Compostables



1,070
(Tonnes)




Reuse/Recycling



49

Electronic Waste
(Tonnes)




111

Concrete, Brick and Block
(Tonnes)



561

Other Wood Waste
(Tonnes)



332

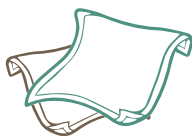
Scrap Metal and White Goods
(Tonnes)



39


Tires
(Tonnes)

Reuse



2

Cloth diverted
(Tonnes)



30

diverted at Reuse Store
(Tonnes)

Sudbury Landfill



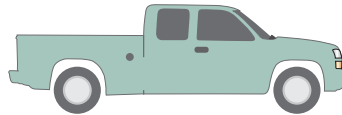
84,004

Waste Received
(Tonnes)



71,202

Waste Landfilled
(Tonnes)



90,811

of trips to landfill site



2

of landfill gas probes



21


of groundwater wells



17

of surfacewater locations

Compostables



8,877
(Tonnes)

Reuse



5

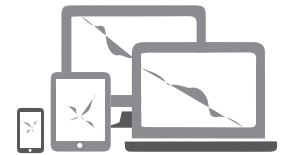
Cloth diverted
(Tonnes)



38


diverted at Reuse Store
(Tonnes)

Reuse/Recycling



194

Electronic Waste
(Tonnes)




466

Concrete, Brick and Block
(Tonnes)



2,903

Other Wood Waste
(Tonnes)



633

Scrap Metal and White Goods
(Tonnes)



87

Tires
(Tonnes)

Hanmer Landfill



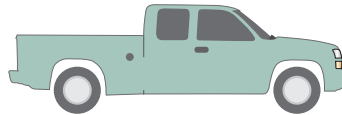
17,553

Waste Received
(Tonnes)



14,605

Waste Landfilled
(Tonnes)



35,886

of trips to landfill site



0

of landfill gas probes



32


of groundwater wells



6

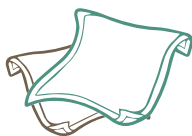
of surfacewater locations

Compostables



1,736
(Tonnes)

Reuse



2

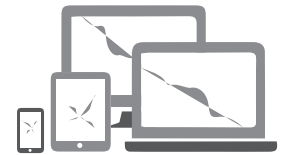
Cloth diverted
(Tonnes)



17


diverted at Reuse Store
(Tonnes)

Reuse/Recycling



54

Electronic Waste
(Tonnes)




87

Concrete, Brick and Block
(Tonnes)



607

Other Wood Waste
(Tonnes)



269

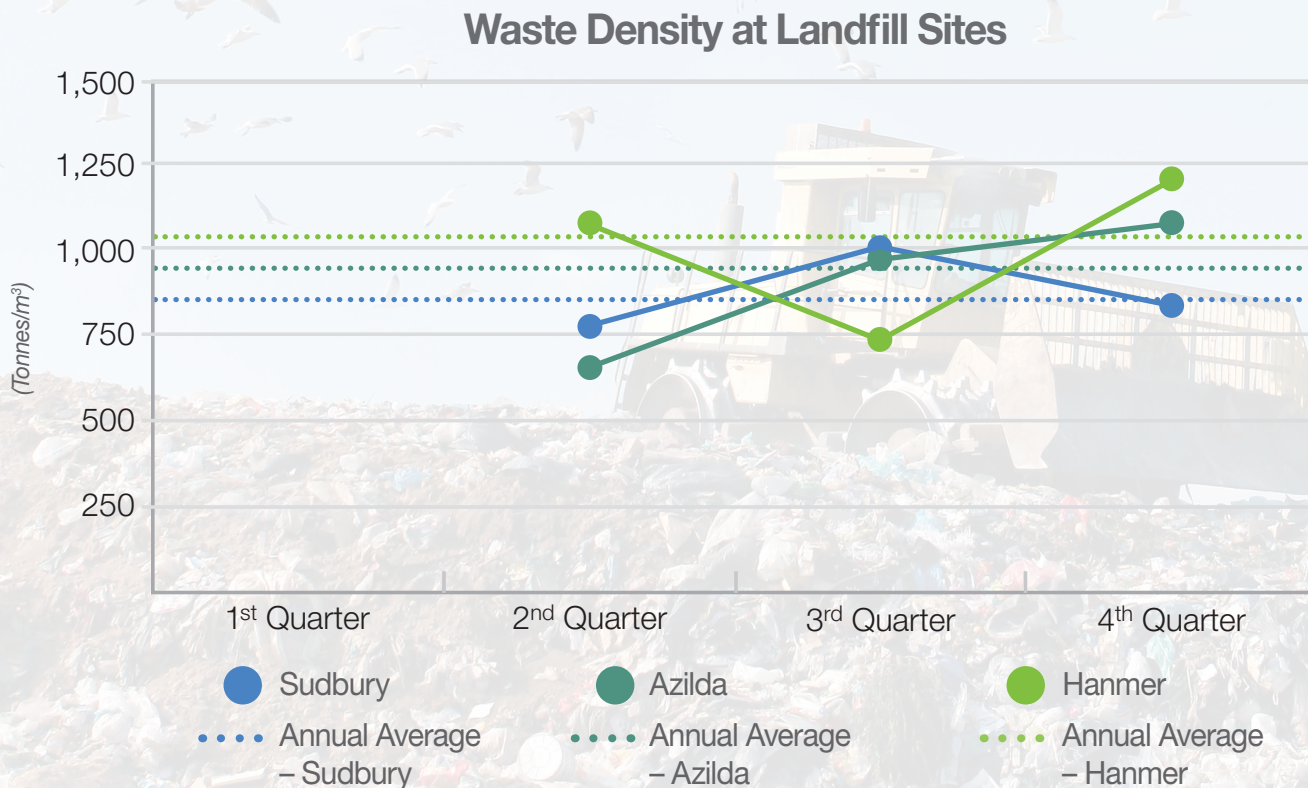
Scrap Metal and White Goods
(Tonnes)



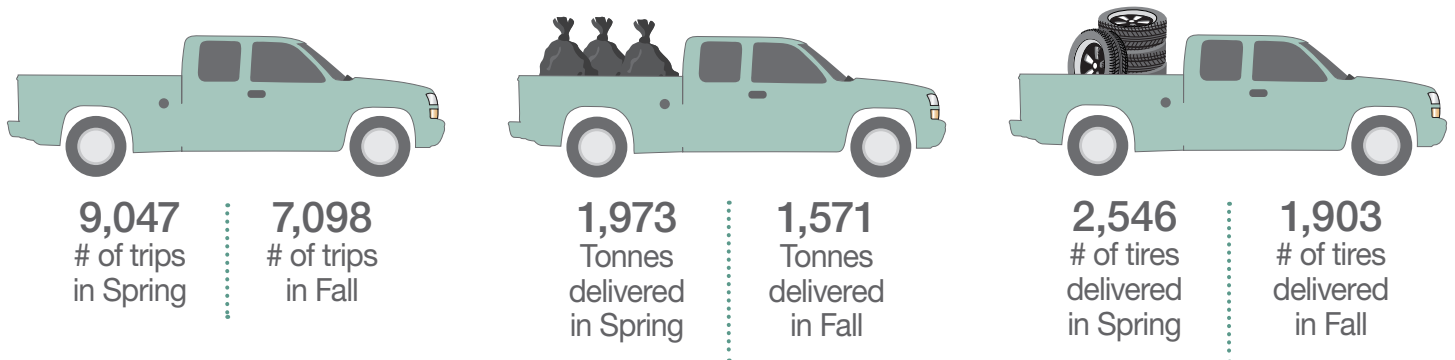
40

Tires
(Tonnes)

Landfill Quarterly Waste Density Data

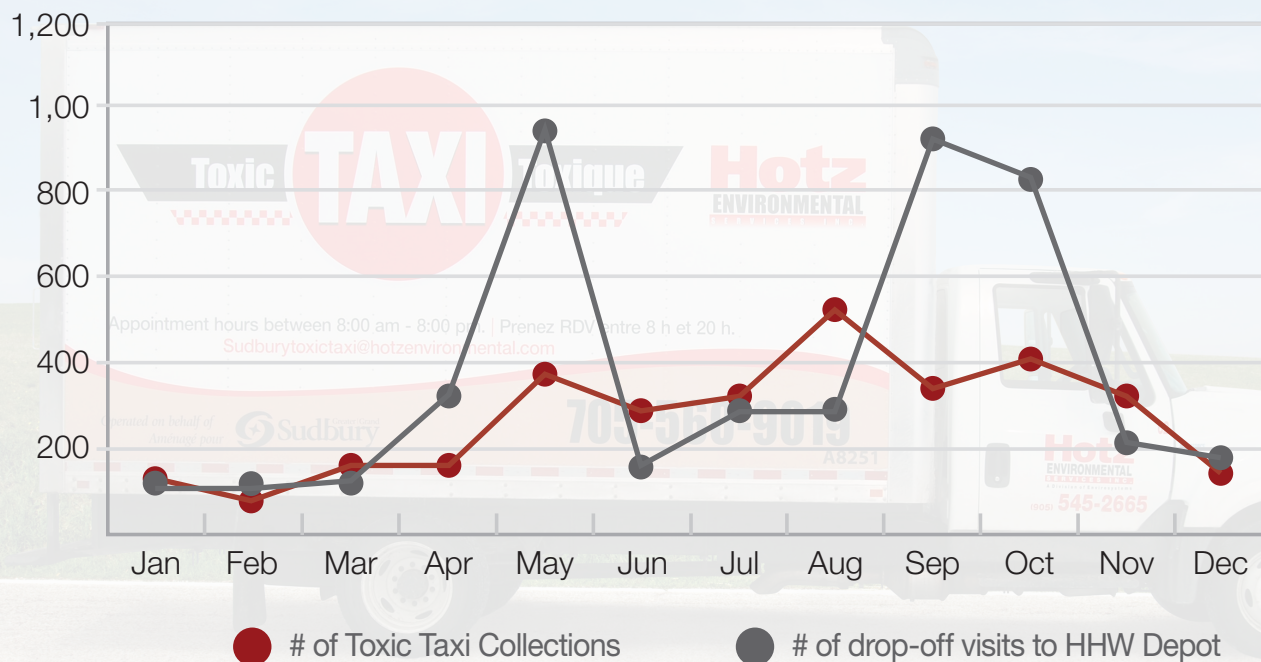


Residential Tipping Fee Holiday Weeks



Household Hazardous Waste (HHW)

Collection/Drop-off Visits



Tonnages Managed



52
HHW Disposed
(Tonnes)



216
HHW Recycled
(Tonnes)

82
HHW Reused
(Tonnes)