




Environment
Canada

Environnement
Canada

WATER- SAVING DEVICES



*BE WATER-WISE...
IT MAKES CENTS!*

An environmental citizen uses water wisely

For more information:


Enquiry Centre, Environment Canada, Ottawa, K1A 0H3

Toll free: 1-800-668-6767

Pamper yourself and save!

Using less water doesn't always mean doing without. Because Canadians waste a lot of water, we can easily cut back without changing our lifestyles. Simply by changing our water habits and by installing water-saving devices we can all help improve our environment.

Water-saving devices on toilets, showerheads and faucets, as well as reductions outdoors, can reduce water use by as much as 35%, thereby saving you money in energy, water and wastewater charges.



The low-flush wins!

Low-flush toilets use a smaller tank and a specially designed bowl to give the same flush power but with a lot less water. A model using 6 litres per flush is your best choice if you really want to save water. If you are building a new house, or renovating an older one, be sure to ask for a 6 litre ultra low-flush toilet.

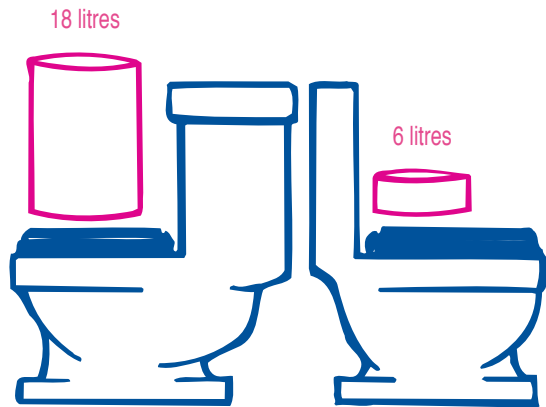
Yes you can retrofit your toilet!

Your toilet is by far the biggest water-guzzling appliance in your house. There are many products that you can install in the tank of an existing toilet to reduce the amount of water used in a flush cycle. These devices fall into three generic categories:

- ◆ water displacement (plastic bag or bottle)
- ◆ water retention (toilet dams)
- ◆ alternative flushing (early closure or dual-flush).

See your local plumbing supply or hardware store to find out which type will work best for your toilet.

Don't put rocks or bricks in your toilet tank because they can break down over time and cause damage.



A good sprinkler uses less water

When watering your lawn and garden, use a hand-held hose for watering or use a sprinkler that delivers large flat droplets to reduce waste and unnecessary evaporation. Choose a sprinkler that suits the size and shape of your lawn and garden. A rotary type that spins in a circle is best.

By using an automatic timer on your sprinkler, you can program it to water your lawn only as much as it needs. Some timers can be programmed to go on/off at specific times of the day. Remember to water your lawn in early morning for best results.


Great showers without the waste

Switch to a low-flow showerhead and you'll save water without giving up your bathroom pampering.

Most plumbing supply and hardware stores carry water-saving showerheads. Specially designed "low-flow" showerheads cut down on the amount of water used without affecting the quality of the shower.

Reduce water flow from your faucets

A low-flow faucet aerator can reduce the flow of water from your tap by 25-50%. Aerators provide the direct flow needed to fill a glass or rinse your toothbrush. Spray tap / aerator combinations are excellent for washing and rinsing dishes. Choose the one that best suits your needs.



REMEMBER the WISE USE OF WATER will save you money and help improve our environment.



Printed on paper that contains recovered waste.