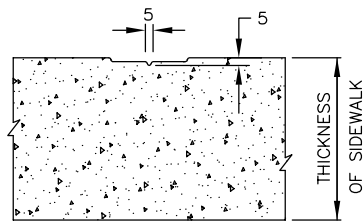
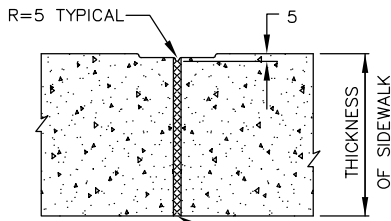


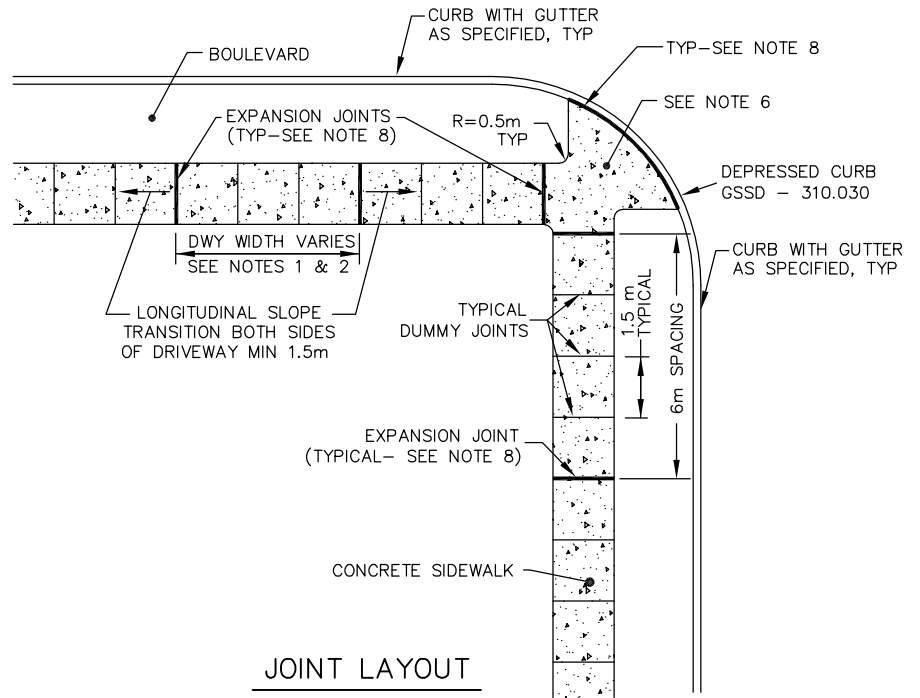
TYPICAL SECTION



DUMMY JOINT



EXPANSION JOINT



JOINT LAYOUT

NOTES:

1. SIDEWALK THICKNESS AT RESIDENTIAL DRIVEWAYS SHALL BE 150mm. AT COMMERCIAL AND INDUSTRIAL DRIVEWAYS THE THICKNESS SHALL BE 200mm.

DEPTH OF CONCRETE SHALL TAPER TO THE NORMAL DEPTH FOR A DISTANCE OF 1.5m AT EACH SIDE OF THE DRIVEWAY.

2. AT DRIVEWAYS WHERE THE SIDEWALK ABUTS THE CURB, EXPANSION JOINTS ARE REQUIRED AT BOTH SIDES OF THE DRIVEWAY.

IF THE DISTANCE FROM THE PREVIOUS JOINT IS LESS THAN 1.5m, THIS DISTANCE SHALL BE ADDED TO THE NEXT BAY AND A DUMMY JOINT PLACED AT MID-SPAN. DUMMY JOINTS ARE REQUIRED IN DRIVEWAYS AT INTERVALS OF 1.5m BUT IN NO CASE LESS THAN 1m.

IF THE DRIVEWAY IS GREATER THAN 6m IN WIDTH, AN EXPANSION JOINT WILL BE REQUIRED AT MID-SPAN.

3. EXPANSION JOINTS SHALL BE USED TO ISOLATE OBSTRUCTIONS FROM THE SIDEWALK (EG. HYDRANTS, LIGHT STANDARDS, BUILDINGS, ETC.) SEE GSSD-310.040.

4. CLASS OF CONCRETE 32 MPa AT 28 DAYS.

5. FOR SIDEWALKS ABUTTING CURB & GUTTER AT A DRIVEWAY ENTRANCE - SEE GSSD-351.010.

6. FOR SIDEWALK RAMP AND TACTILE WARNING SURFACE SEE GSSD-310.030, 310.031, AND 310.033.

7. ALL DIMENSIONS ARE IN MILLIMETRES UNLESS OTHERWISE SHOWN.

8. EXPANSION JOINT AS PER OPSS 351.



CONCRETE SIDEWALK

DRAWN BY: KLR/BWK	REV No: 5
DATE: 2003-03-03	REV DATE: 2019-03-01
SCALE: NTS	CAD/FILE No.: A1929-1 (1 OF 1)
APP'D: M. FRAYNE	GSSD-310.010

DISCLAIMER OF WARRANTY : The data is provided "as-is", without warranty of any kind either expressed or implied. Any and all liabilities for damage, direct or indirect, however caused, and resulting in any way by use of the supplied data is the full and final responsibility of the user.

COPYRIGHT : All rights are reserved. No part of the supplied data may be reproduced, or transmitted to others, in any form or by any means, without the prior written permission of the CITY OF GREATER SUDBURY.