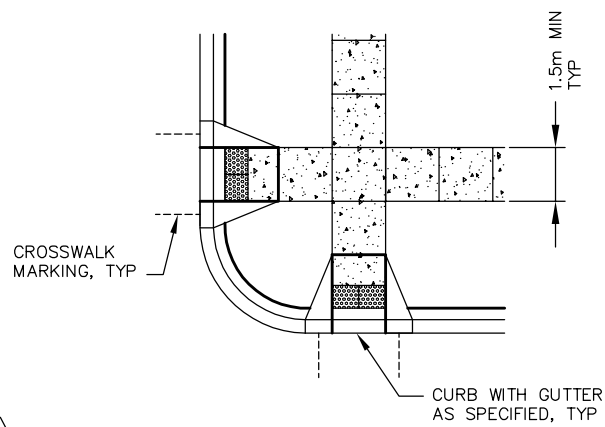
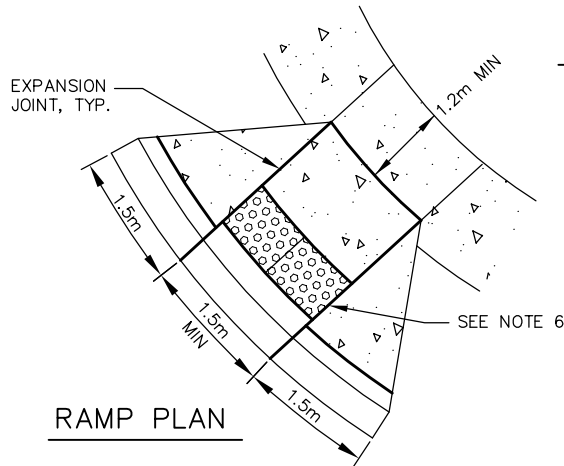


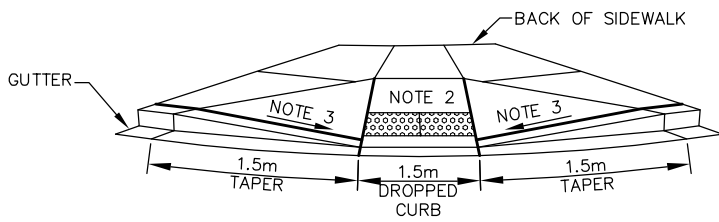
DOUBLE RAMP WITHOUT BOULEVARD



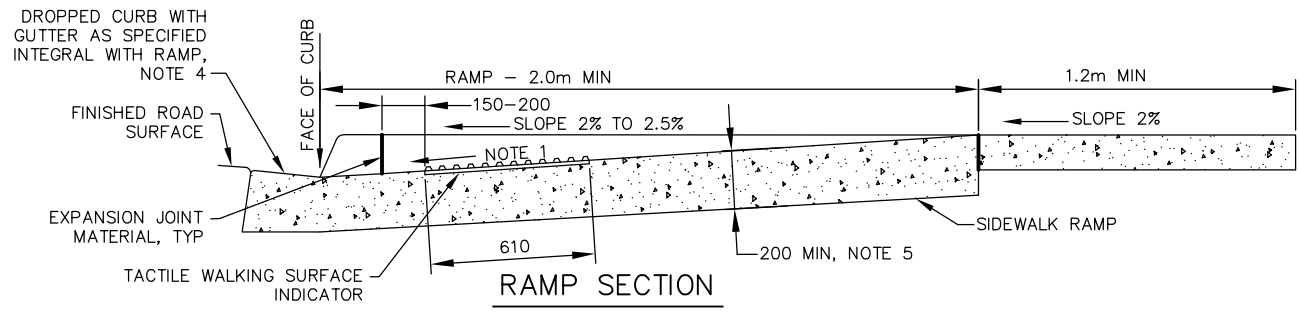
RAMPS WITH BOULEVARD



RAMP PLAN



RAMP ELEVATION



RAMP SECTION

NOTES:

1. SLOPE OF RAMP SHALL NOT EXCEED 8%.
2. CROSS SLOPE OF RAMP SHALL NOT EXCEED 2% IN EITHER DIRECTION.
3. CROSS SLOPE OF FLARED SIDE OF RAMP SHALL NOT EXCEED 8%.
4. DROPPED CURB AT RAMP SHALL BE MODIFIED TO ELIMINATE 30mm STEP AT GUTTER LINE.
5. MINIMUM THICKNESS OF RAMP IS 200mm. MINIMUM THICKNESS OF SIDEWALK AND FLARED SIDES ADJACENT TO RAMP IS 150mm.
6. TACTILE WARNING PLATES SHALL BE SQUARE OR RADIAL PLATES TO MATCH CURB RADIUS. REFER TO GSSS 351.
7. ALL DIMENSIONS ARE IN MILLIMETRES UNLESS OTHERWISE SHOWN.



CONCRETE SIDEWALK RAMPS AT UNSIGNALIZED INTERSECTIONS

DRAWN BY: KLR	REV No:
DATE: 2019-03-01	REV DATE:
SCALE: NTS	CAD/FILE No.: A2492-1 (1 OF 1)
APP'D: M. FRAYNE	GSSD-310.033

DISCLAIMER OF WARRANTY : The data is provided "as-is", without warranty of any kind either expressed or implied. Any and all liabilities for damage, direct or indirect, however caused, and resulting in any way by use of the supplied data is the full and final responsibility of the user.
 COPYRIGHT : All rights are reserved. No part of the supplied data may be reproduced, or transmitted to others, in any form or by any means, without the prior written permission of the CITY OF GREATER SUDBURY.