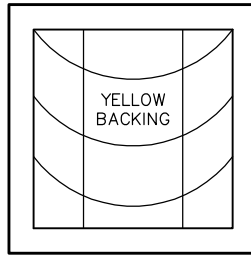
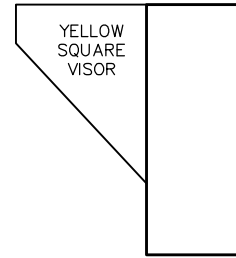


FRONT VIEW

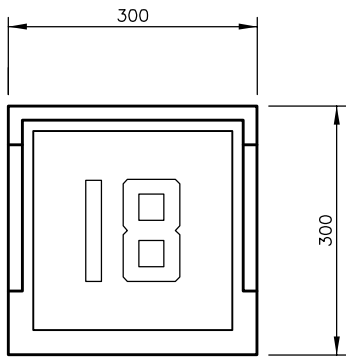


BACK VIEW

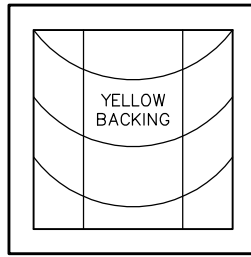


SIDE VIEW

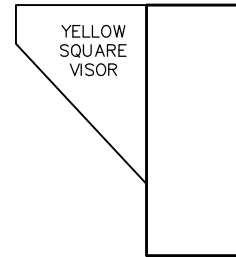
**PEDESTRIAN SIGNALS**



FRONT VIEW



BACK VIEW



SIDE VIEW

**COUNT DOWN SIGNALS**

NOTES:

1. LED PEDESTRIAN SIGNAL IS TO BE BIMODAL. ALL LED MODULE AND HOUSINGS SHALL CONFORM TO THE SIZE, COLOUR AND DESIGN IDENTIFIED IN THE ONTARIO HIGHWAY TRAFFIC ACT (HTA) REGULATIONS AND THE ONTARIO TRAFFIC MANUAL (OTM), BOOK 12 – TRAFFIC SIGNALS.
2. THE COUNTDOWN MODULE MUST OPERATE IN THE CLEARANCE CYCLE COUNTDOWN MODE. THE MODULE WILL START COUNTING WHEN THE FLASHING DON'T WALK SIGNAL TURNS ON AND WILL COUNT DOWN TO "0" AND TURN OFF WHEN THE SOLID "HAND" SIGNAL TURNS ON.
3. BIRD STOPS SHALL COME WITH A RUBBER GASKET, BE FULLY THREADED AND HAVE THE SAME YELLOW COLOURED FINISH AS THE SIGNAL HEAD.
4. THE COUNT DOWN UNIT SHALL INCLUDE A POLY JOINER & NUT.
5. ALL DIMENSIONS ARE IN MILLIMETRES UNLESS OTHERWISE SHOWN.



**LED PEDESTRIAN AND  
LED COUNTDOWN SIGNALS**

DRAWN BY: SAG	REV No:
DATE: 2013-01-01	REV DATE:
SCALE: NTS	CAD/FILE No.: A2206-1 (1 OF 1)
APP'D:	<b>GSSD-1232.000</b>

DISCLAIMER OF WARRANTY : The data is provided "as-is", without warranty of any kind either expressed or implied. Any and all liabilities for damage, direct or indirect, however caused, and resulting in any way by use of the supplied data is the full and final responsibility of the user.

COPYRIGHT : All rights are reserved. No part of the supplied data may be reproduced, or transmitted to others, in any form or by any means, without the prior written permission of the CITY OF GREATER SUDBURY.