

# City of Greater Sudbury

Consolidated Municipal Financial Information  
December 31, 2004



## ◆ The Consolidated Information includes the financial activities for:

- Greater Sudbury Housing Corporation
- City of Greater Sudbury CDC
- Metro Centre Management Board
- Flour Mill BIA
- Library and Cemetery Boards

- ◆ **Equity inclusion for:**
  - Greater Sudbury Utilities Inc.
  - Sudbury Airport CDC

# City of Greater Sudbury



## Schedule of Revenue (in 000's)

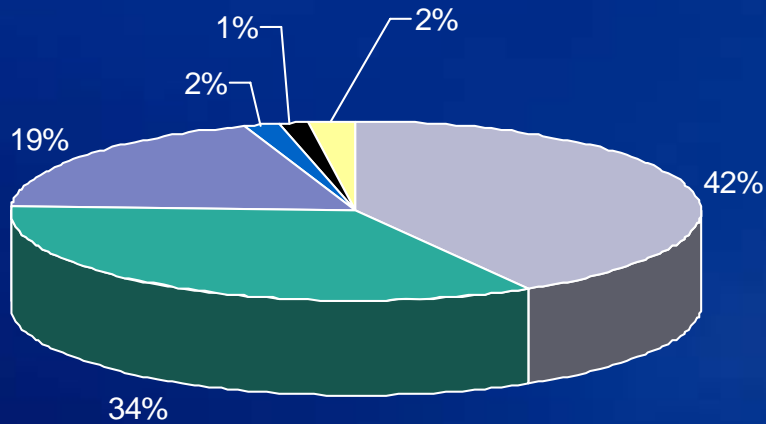
		2004	2003
<b>Revenue:</b>			
Transfer payments	\$	176,787	178,492
Taxation		145,232	132,826
User charges		79,576	74,333
Investment		7,854	8,551
Fines and penalties		4,891	4,832
Other		9,934	9,835
	\$	424,274	408,869

# City of Greater Sudbury

## Sources of Revenue

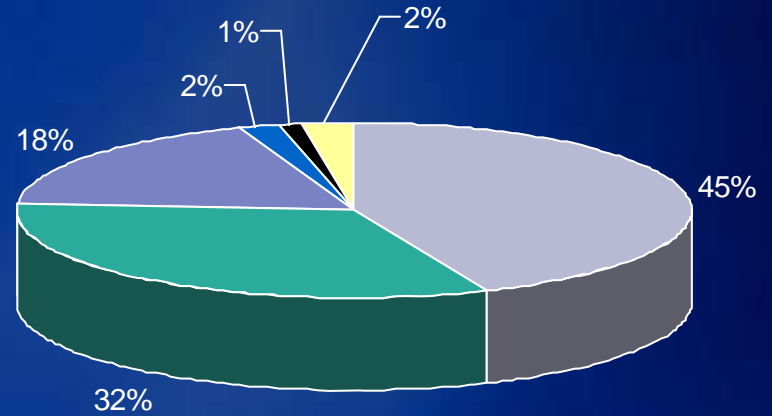


2004



- Transfer Payments
- Taxation
- User Charges
- Investment
- Fines and Penalties
- Other

2003



- Transfer Payments
- Taxation
- User Charges
- Investment
- Fines and Penalties
- Other

# City of Greater Sudbury

## Assessment Information



---

	2004	2003
<b>Tax Assessment Information:</b>		
Residential, farm, multi-residential	5,947,613	5,767,807
Commercial, industrial, and other	1,585,588	1,535,876
<b>Total Taxable Assessment</b>	<b>7,533,201</b>	<b>7,303,683</b>
Commercial, industrial & other as a percentage of taxable assessment	21.0%	21.0%
Overall assessment growth	3.1%	(2.4%)

---

# City of Greater Sudbury



## Schedule of Current Expenditures

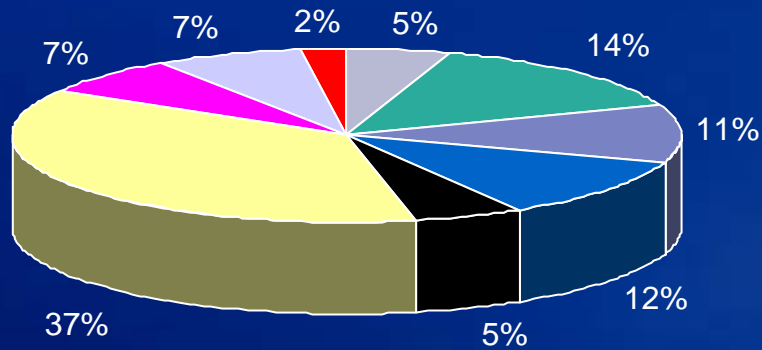
	2004	2003
General government	\$ 18,089	15,111
Protection to persons and property	52,626	48,340
Transportation services	38,973	36,728
Environmental services	42,425	41,988
Health services	18,577	17,387
Social and family services	135,848	130,190
Social housing	25,597	25,678
Recreation and cultural services	26,058	24,999
Planning and economic development	8,602	7,015
	\$ 366,795	347,436

# City of Greater Sudbury

## Current Expenditures

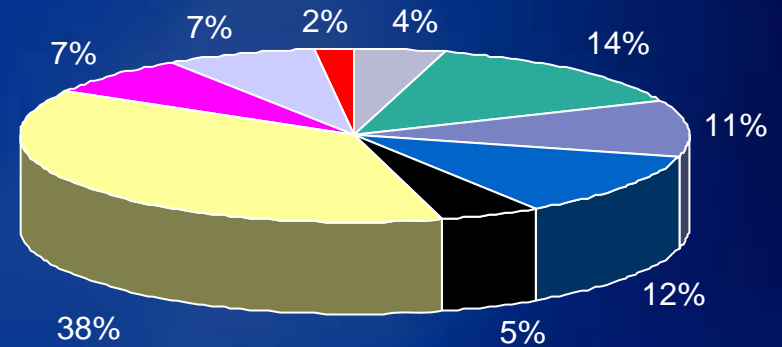


2004



- General Gov't
- Transportation
- Health
- Social Housing
- Economic/Planning
- Protection
- Environmental
- Social
- Recreational

2003



- General Gov't
- Transportation
- Health
- Social Housing
- Economic/Planning
- Protection
- Environmental
- Social
- Recreational



# City of Greater Sudbury



## Schedule of Capital Expenditures

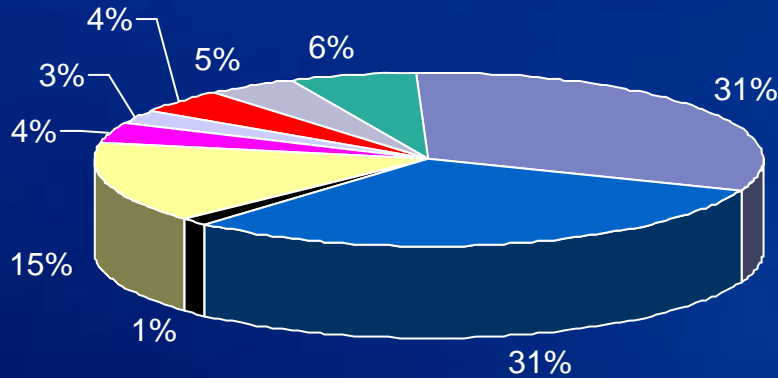
		2004	2003
General government	\$	2,746	24,428
Protection to persons and property		3,574	1,636
Transportation services		18,947	19,623
Environmental services		18,774	23,196
Health services		758	1,698
Social and family services		9,051	8,493
Social housing		2,310	2,182
Recreation and cultural services		1,656	1,579
Planning and economic development		2,622	1,063
	\$	60,438	83,898

# City of Greater Sudbury

## Capital Expenditures

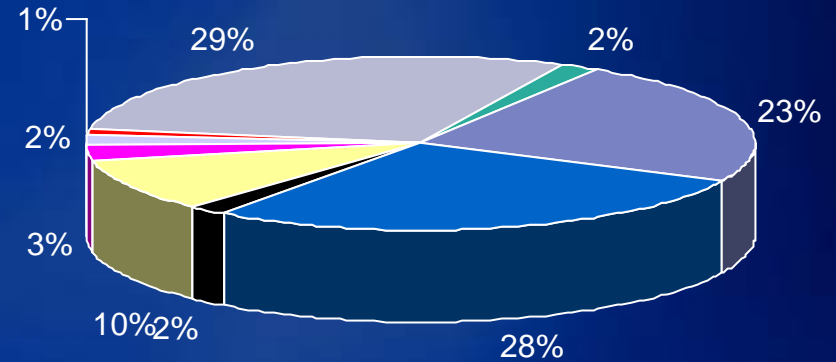


2004



- General Gov't
- Transportation
- Health
- Social Housing
- Economic/Planning
- Protection
- Environmental
- Social
- Recreational

2003



- General Gov't
- Transportation
- Health
- Social Housing
- Economic/Planning
- Protection
- Environmental
- Social
- Recreational

# City of Greater Sudbury



## Consolidated Schedule of Financial Activities

		2004	2003
<b>Revenues</b>	\$	424,274	408,869
<b>Expenditures</b>			
<b>Current</b>		(366,795)	(347,436)
<b>Capital</b>		(60,438)	(83,898)
		(2,959)	(22,465)
<b>Debt financing</b>		10,000	17,460
<b>Loss from business operations</b>		(139)	(571)
<b>Change in fund balance</b>	\$	6,902	(5,576)

# City of Greater Sudbury

## Change in Fund Balance



		2004	2003
Local boards	\$	27	51
Reserves and reserve funds		3,129	(2,406)
Capital		2,490	(4,045)
Equity in government enterprises		1,256	824
<b>Change in fund balance</b>	<b>\$</b>	<b>6,902</b>	<b>(5,576)</b>

# City of Greater Sudbury

## Consolidated Financial Position



	2004	2003
<b>Assets:</b>		
Cash and investments	\$ 93,087	74,955
Accounts receivable	23,571	30,708
Taxes receivable	10,007	12,556
Other current assets	2,109	2,366
Long-term investments	24,165	24,001
	152,939	144,586
Inventory	830	922
Investment in government business	78,366	77,110
	\$ 232,135	222,618

# City of Greater Sudbury



## Consolidated Financial Position (cont'd)

		2004	2003
<b>Liabilities:</b>			
<b>Accounts payable</b>	\$	41,105	41,397
<b>Future obligations</b>		43,783	40,107
<b>Deferred revenue</b>		9,252	8,295
<b>Long-term liabilities</b>		35,369	26,267
	\$	129,509	116,066

# City of Greater Sudbury



## Consolidated Financial Position (cont'd)

		2004	2003
<b>Municipal Position:</b>			
Current	\$	116	89
Capital		37,592	35,102
Reserves and reserve funds		63,754	60,625
Equity in government enterprises		78,366	77,110
		<b>179,828</b>	<b>172,926</b>
<b>Amounts to be recovered:</b>			
Reserves and reserve funds		(5,362)	(5,102)
From future revenues		(71,840)	(61,272)
Net Position	\$	<b>102,626</b>	<b>106,552</b>

# Questions?

