



**Budget08**

Corporate Revenues and Expenses

Presented By: Lorella Hayes

# Corporate Revenues and Expenses Overview

General revenues and expenses include:

- Supplementary taxes, payments in lieu of taxation, power dam grant
- Slot revenues, investment earnings, lottery licences
- Interest on Greater Sudbury Utilities Inc. note receivable
- Ontario Municipal Partnership Fund Grant
- Tax write-offs and tax rebate programs
- OMPF - contribution to reserve
- Capital levy

## 2008 Operating Budget Summary

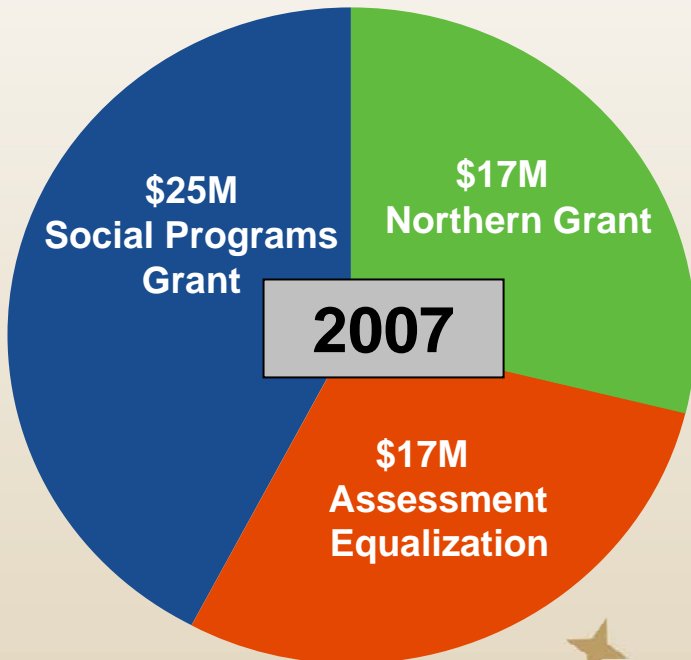
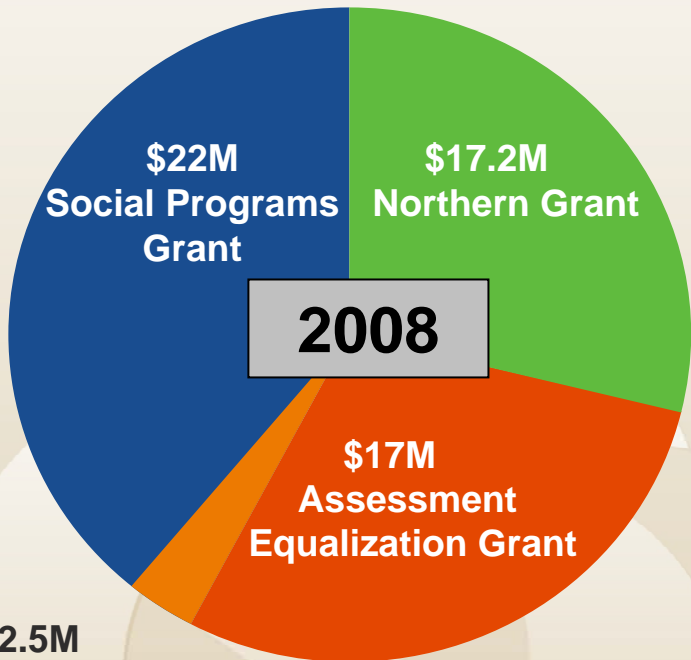
<b>CORPORATE REVENUES &amp; EXPENDITURES</b>	2008 Draft Budget (000s)			Variance to Budget 2007		
	Exp.	Rev.	Net	Net	% change	% 2007 Levy
Taxation	2,656	-9,892	-7,236	-344	5.0%	
Grants & Subsidies	2,552	-36,624	-34,072	-700	2.1%	
Other Revenues	3,969	-12,798	-8,829	3,725		
Constellation City	125	-	125	-	-	
<b>TOTAL</b>	<b>9,302</b>	<b>-59,314</b>	<b>-50,012</b>	<b>2,682</b>	<b>(5.1%)</b>	<b>1.5%</b>

# Corporate Revenues and Expenses Budget Highlights - Taxation

- Supplementary Taxation and Payment in Lieu of Taxation - \$9.3M
- Taxation Write-offs
- Charity Rebates
- Vacancy Rebates
- Elderly Tax Credit

# Ontario Municipal Partnership Fund

Preliminary Estimate

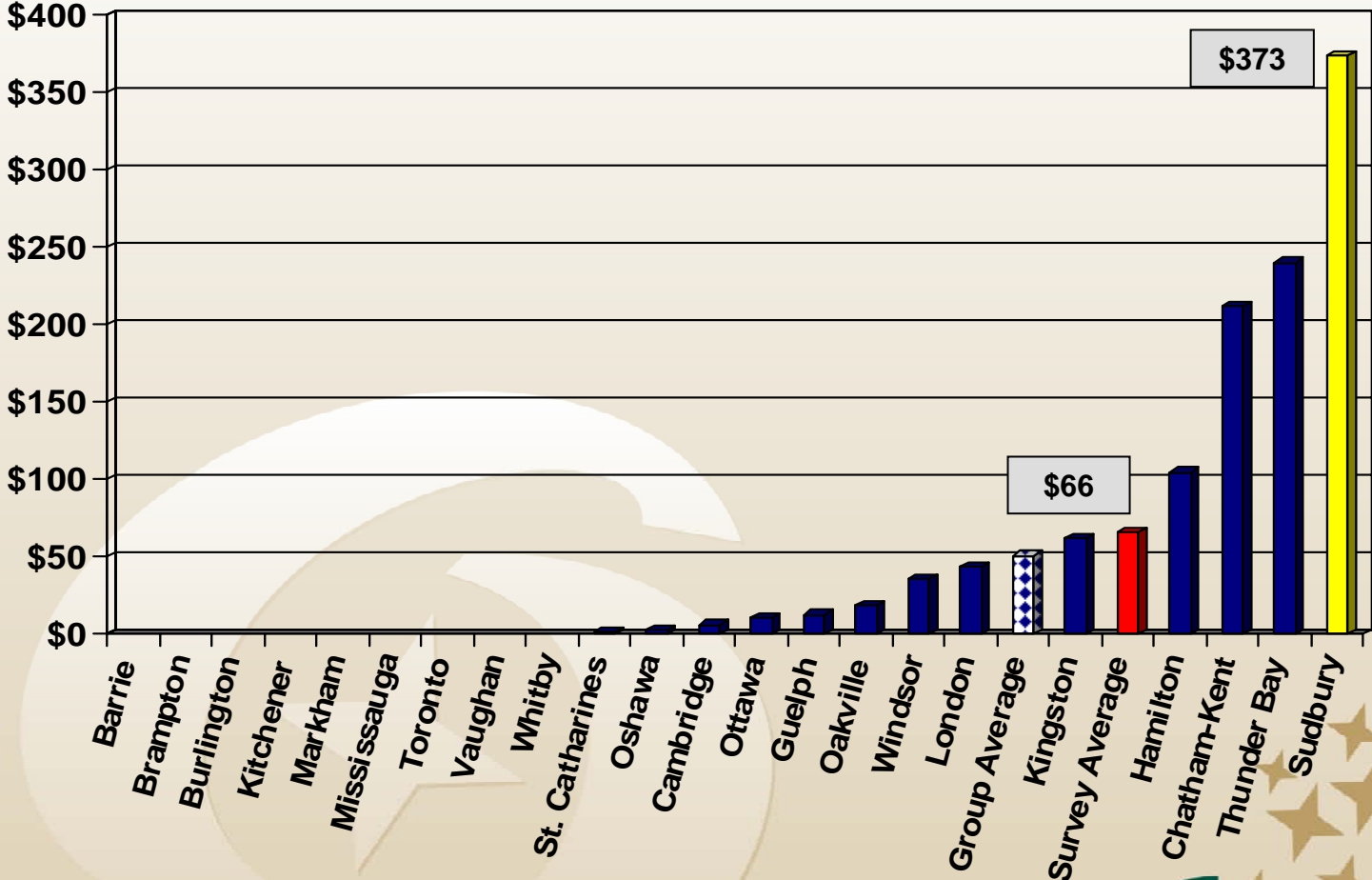


\$2.5M  
One-Time  
Funding (to be determined)

# OMPFP Grant per Capita

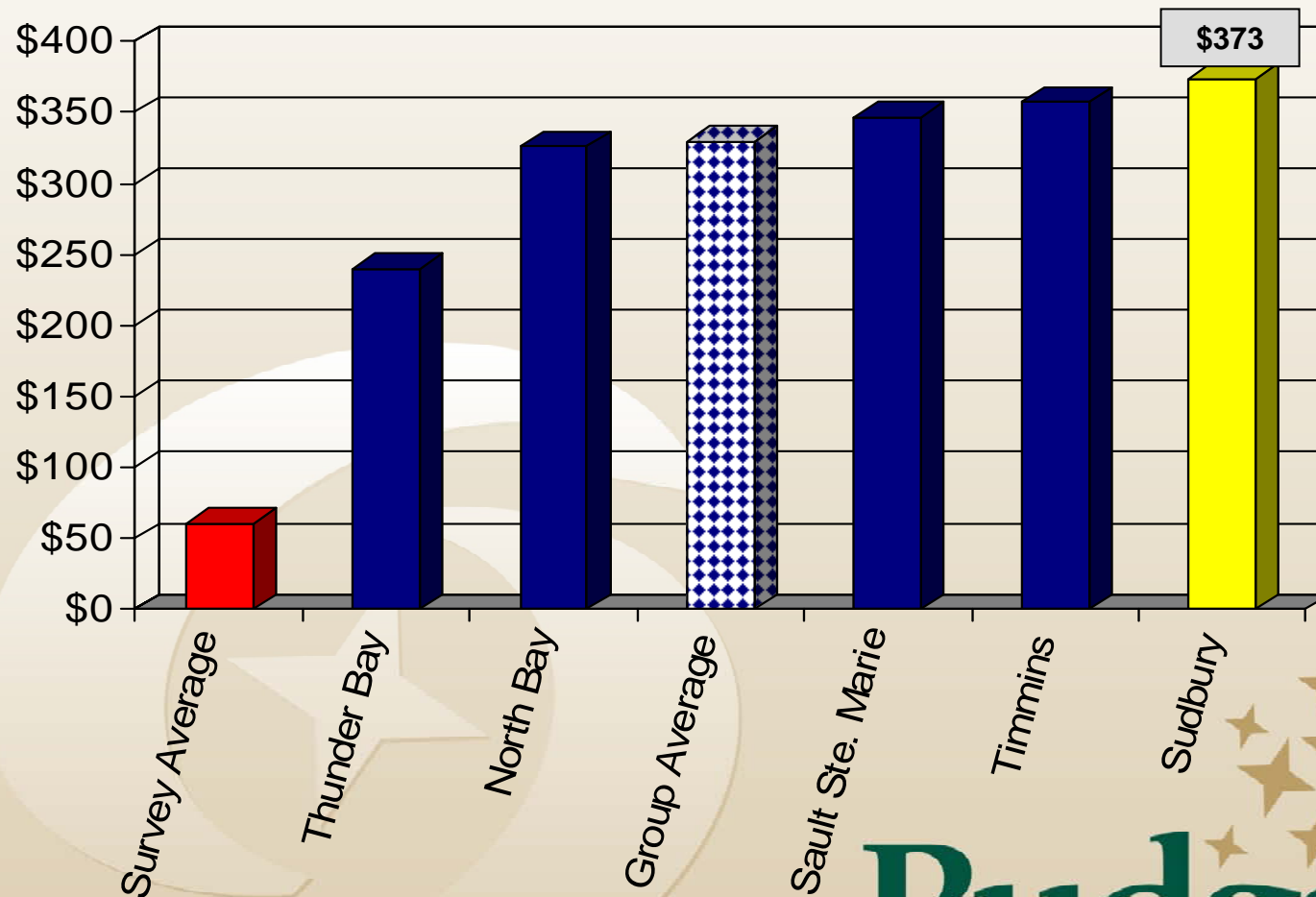
(2006 FIRs)

highest in the survey



# OMPF Grant per Capita - North

highest in the survey



# Corporate Revenues and Expenses

## Budget Highlights – Other Revenues

- Slot Revenues - \$2.2M
- Interest on GSUI Note - \$3.8M
- Investment Earnings - \$6.0M
  - Own funds
  - Interest on taxes and WWW arrears
- Capital Levy - \$3.7M
- Constellation City - \$125,000

### Gross Investment Yield

- CGS Result – 4.2%
- OMBI Median – 4.2%





**Budget08**

Corporate Revenues and Expenses