

# 2006 CAPITAL BUDGET

Presented By: Mark Mieto

Lorella Hayes

January 16, 2006

A decorative graphic in the bottom left corner consisting of three spheres: a large teal one, a smaller gold one, and a small teal one.

Capital Budget

# Agenda

- Planning Process and Corporate Priorities
- Forecasted Capital Gap 2006 to 2015
- Council Direction
- History
- Proposed 2006 Capital Budget
- Federal Gas Taxes
- Strategic Envelope

A decorative graphic in the bottom left corner consisting of three spheres: a large teal one, a smaller tan one, and a small teal one.

Capital Budget

# Capital Budget Planning Process



June 2005 - December 2005

- Review and Update of 10-year Capital Forecast

September 2005 - January 2006

- Review of Department Submissions

October 26, 2005

- Presentation to Council 10 Year Capital Needs and Financing

November 2005 - January 2006

- Prioritization of Capital Projects Using Capital Priorities Framework

January 16, 2006

- Finance Committee Review

January 19, 2006

- Finance Committee Review (if necessary)

January 25, 2006

- Council Meeting – Approve Finance Committee Minutes



Capital Budget

# Corporate Priorities



Short Term Action Plan chart – July 2005

## ✓ **Develop Comprehensive Capital Plan**

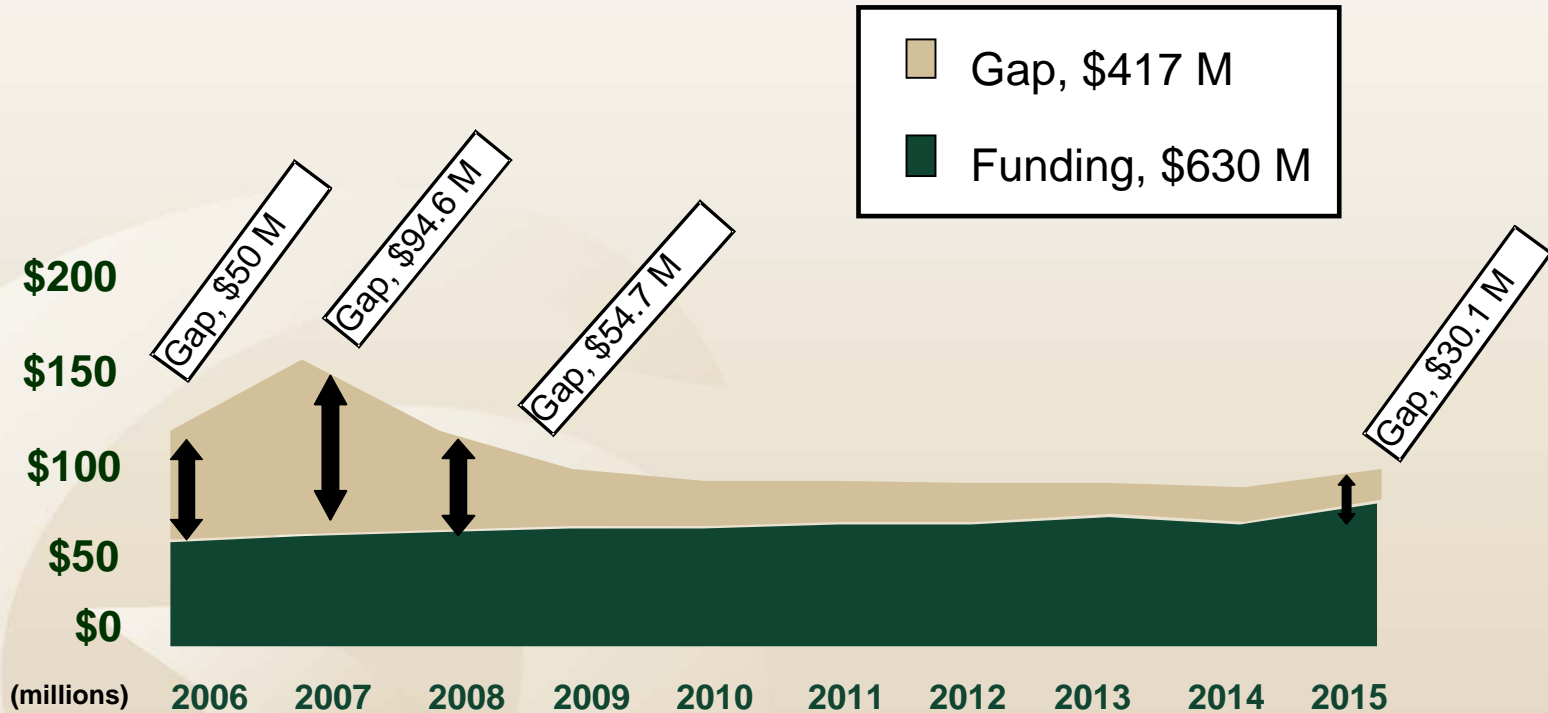
- Develop Healthy Community Strategy
- Develop Arts and Culture Policy
- Develop Economic Development Action Plan



Capital Budget

A decorative graphic in the bottom left corner consists of three spheres: a large teal one, a smaller tan one, and a small teal one. In the bottom right, the text 'Capital Budget' is displayed, with 'Capital' in teal and 'Budget' in a lighter tan color. Above the 'Budget' text is a cluster of small yellow stars.

# Forecasted Capital Gap 2006 to 2015



# Council Direction

(from October 26, 2005 Priorities Committee Meeting)



- To prepare the 2006 budget using the Capital Priorities Framework
- Maintain envelope system
- Create a strategic envelope




Capital Budget

# Capital Priorities Framework

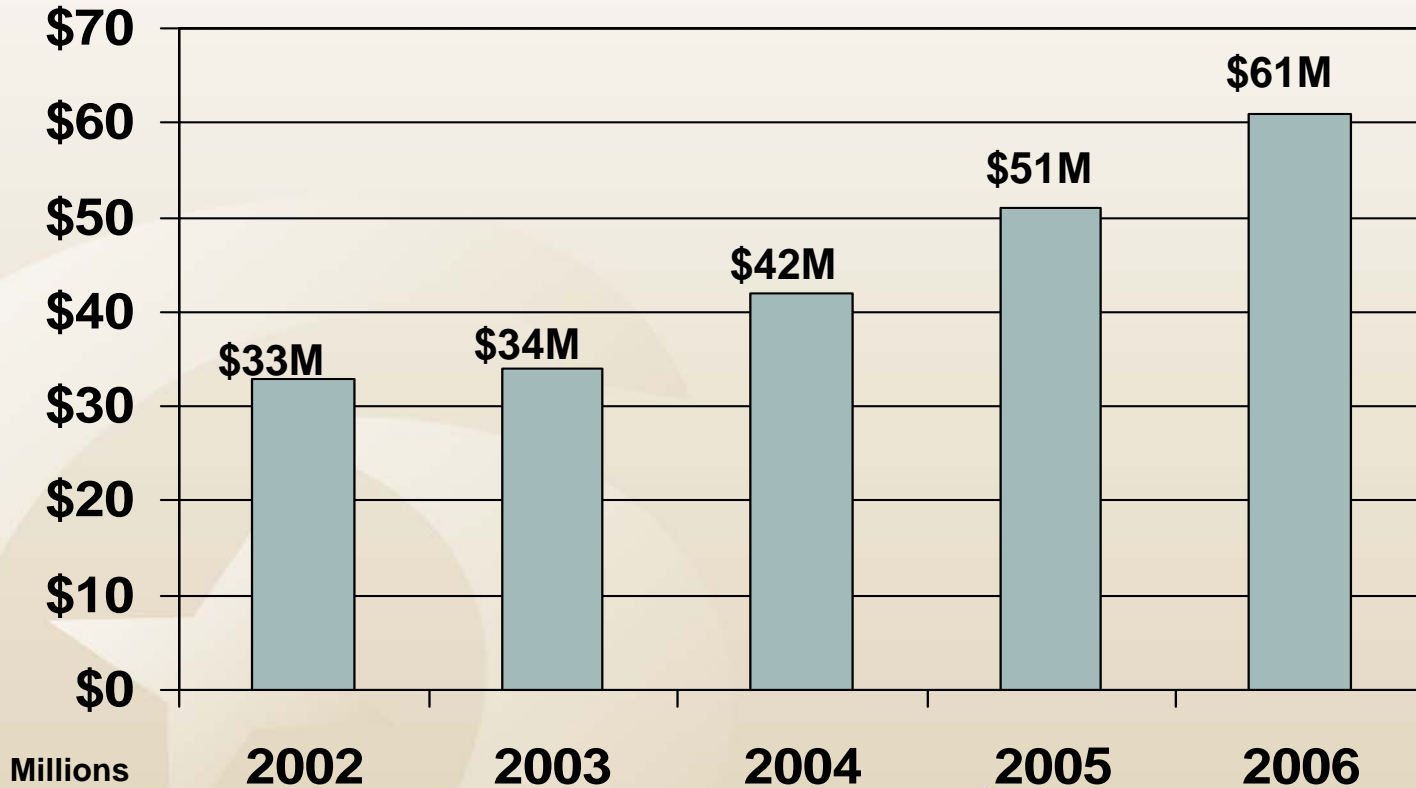


- Council developed 20 criteria which staff used to rank Capital projects (max score = 60)
- Some examples include:
  - Safety Imperative
  - Funding Access
  - Strategic Importance
  - Community Image
  - Quality of Life



Capital Budget

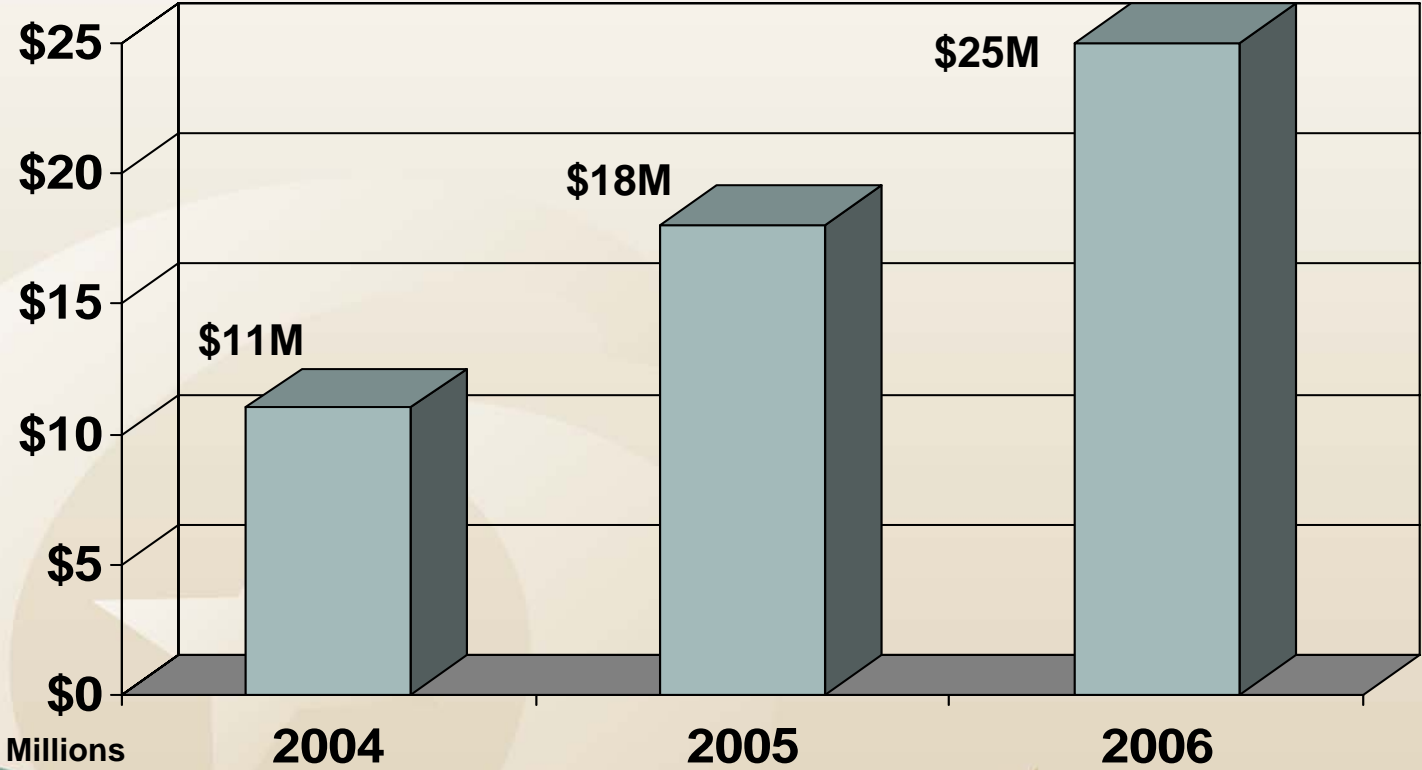
# Five Year Capital Budget History



Capital Budget

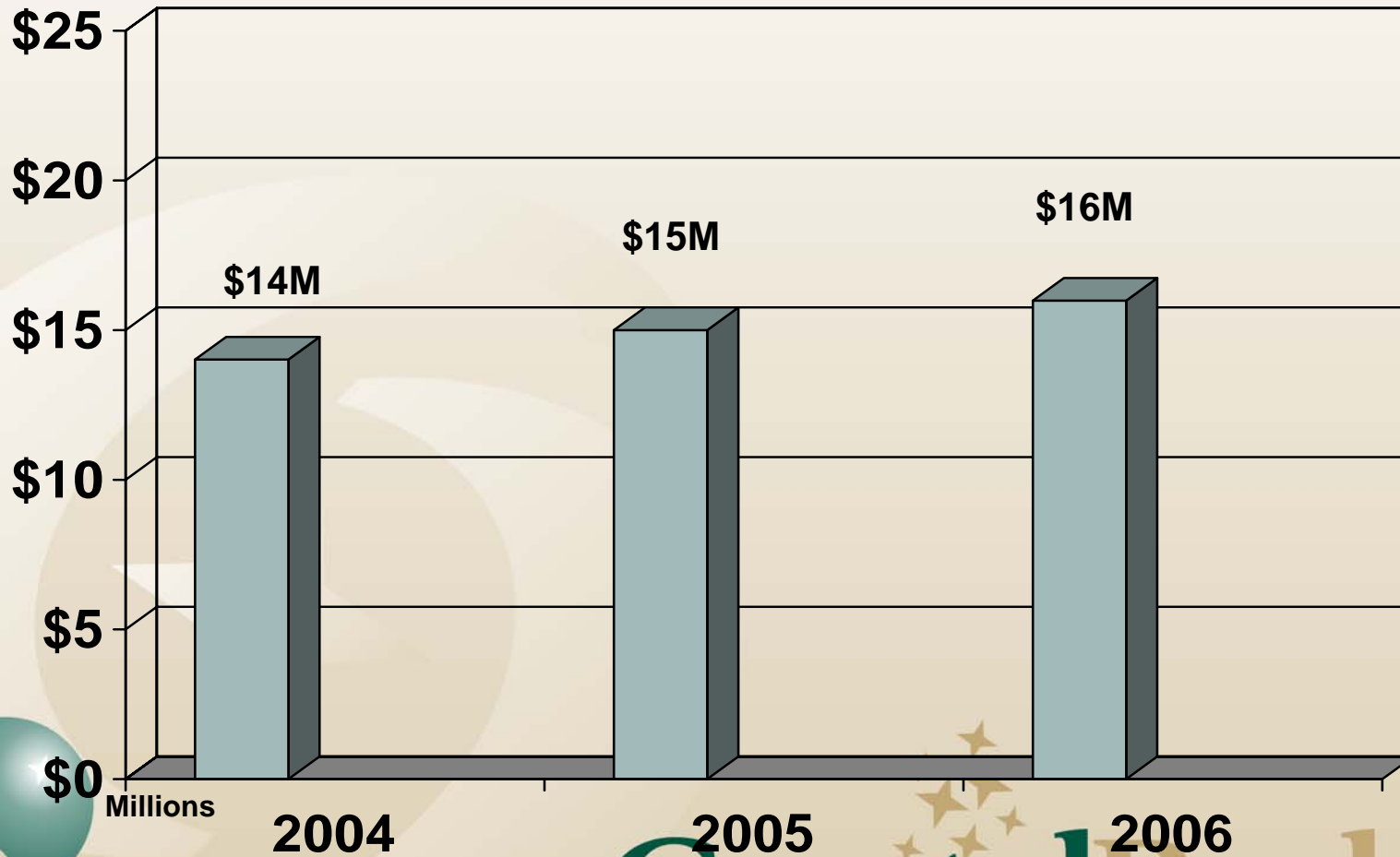


# History of Roads Budget



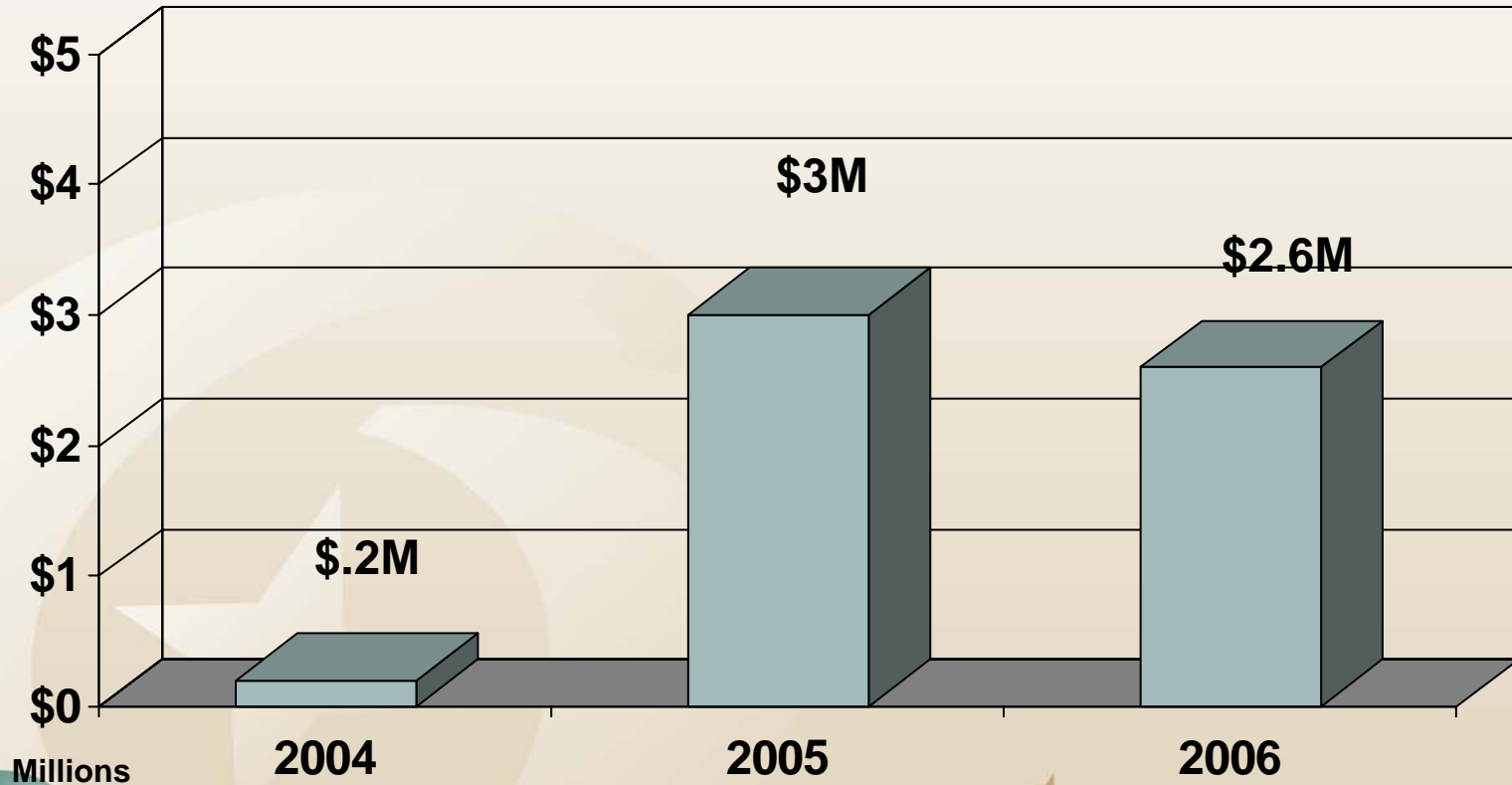
Capital Budget

# History of Water/Wastewater Budget



Capital Budget

# History of Transit Budget



Capital Budget

# 2006 Capital Budget Highlights



**2006 Capital Budget = \$61 M**

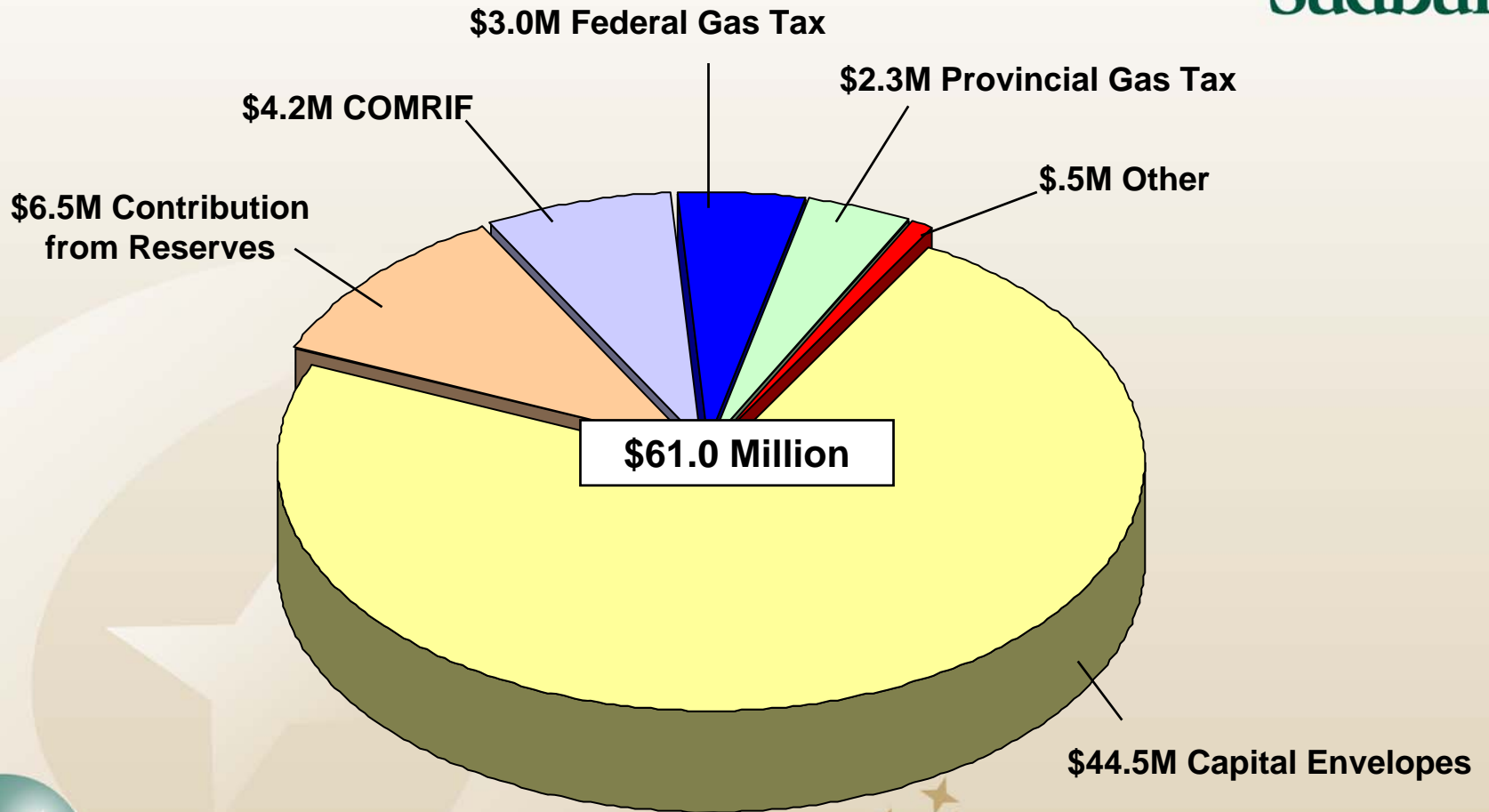
## Highlights of Expenditures:

- Roads \$ 25.1 M
- Water/Wastewater \$ 16.0 M
- Replace Fleet and Equipment \$ 2.9 M
- Transit Buses \$ 2.6 M
- Police Equipment and Vehicles \$ 1.7 M
- Contributions to Community Projects (IE: SRH, Dynamic Earth) \$ 1.6 M
- Leisure and Recreation \$ 1.1 M
- Replace EMS Fleet and Equipment \$ 1.0 M



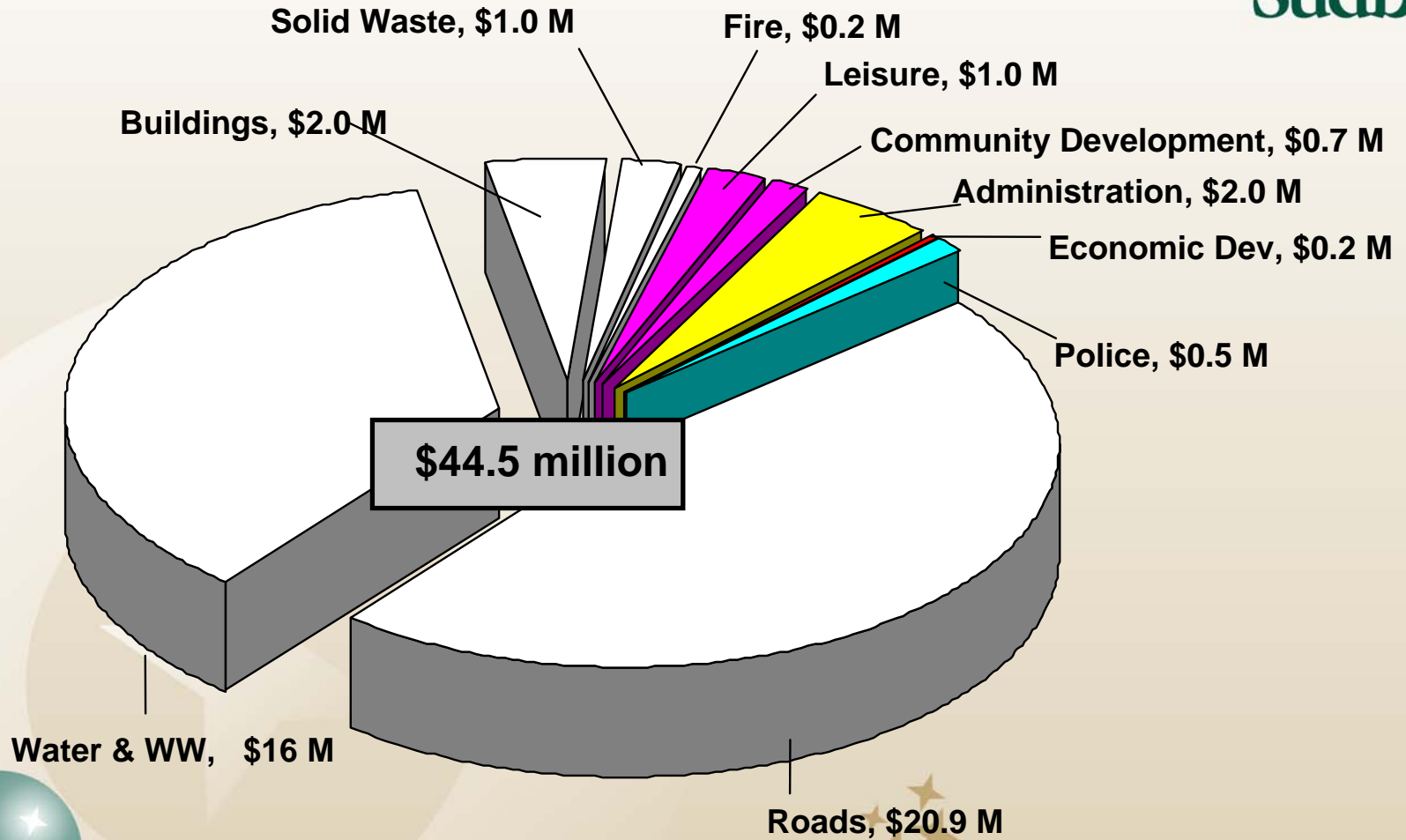
**Capital Budget**

# 2006 Funding Sources



Capital Budget

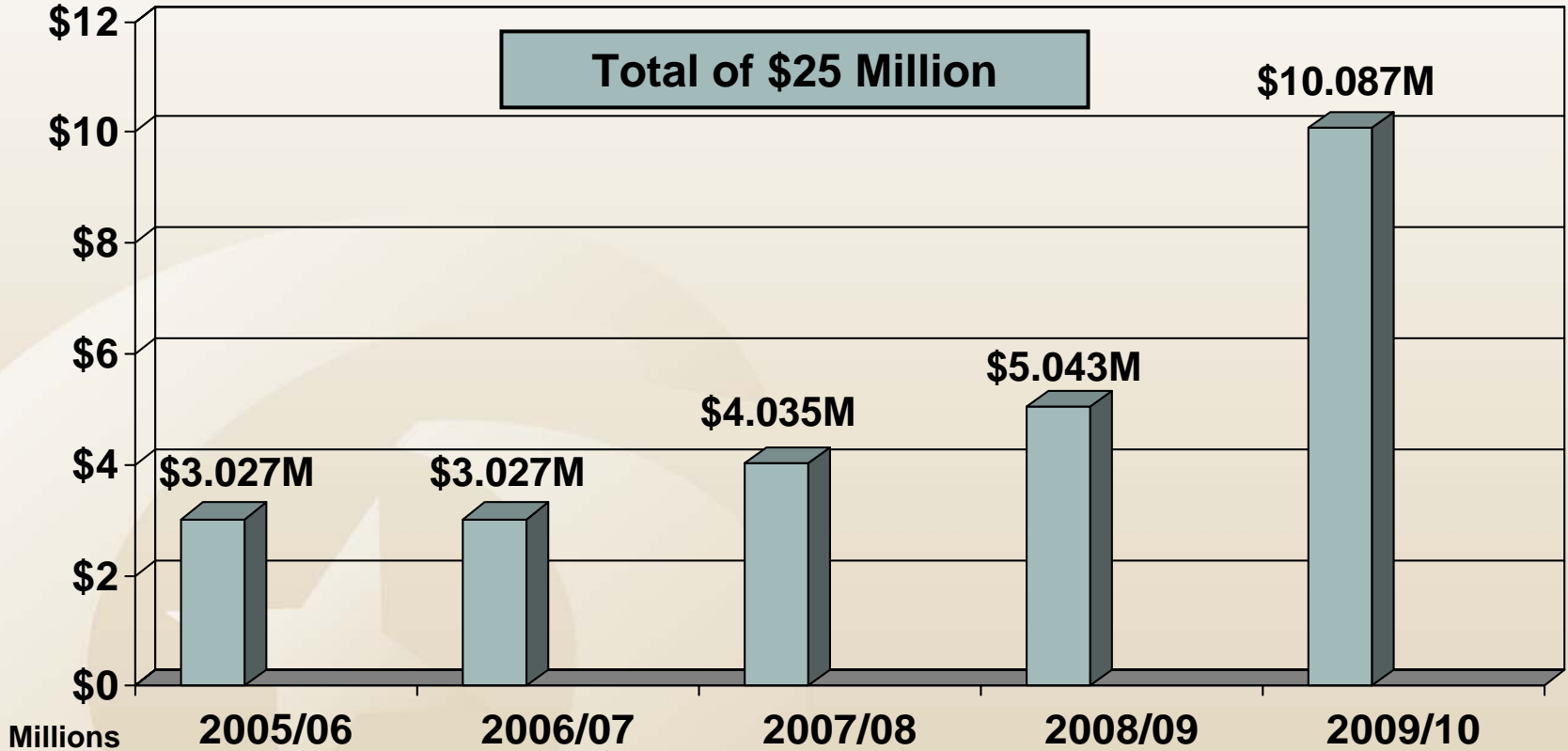
# 2006 Capital Envelopes



# Capital Budget

# Federal Gas Taxes

## Allocated On a Per Capita Basis



Capital Budget

# Federal Gas Taxes

Eligible Categories (environmentally sustainable municipal infrastructure projects)

- Public Transit
- Water / Wastewater
- Solid Waste
- Community Energy Systems
- Local Roads and Bridges
- Capacity Building



Outcomes:

- Cleaner Air
- Cleaner Water
- Lower Greenhouse Gas Emissions
- More Sustainable Communities





# 2006 Strategic Envelope



	Original Capital Budget	Reallocated to Strategic Envelope	Allocation of Gas Tax Funding	Revised Capital Budget
<b>Solid Waste</b>	\$1.0 M	(\$1.0 M)	\$1.0 M	\$1.0 M
<b>Roads*</b>	\$25.1 M	(\$1.5 M)	\$1.5 M	\$25.1 M
<b>Assets (Energy Retrofits)</b>	\$2.0 M	(\$ 0.5 M)	\$0.5 M	\$2.0 M
<b>Strategic</b>	\$0	\$3.0 M	\$0	\$3.0 M
<b>Total</b>	\$ 28.1 M	\$0	\$3.0 M	\$ 31.1 M
<b>*Includes COMRIF Funding</b>				

Capital Budget

# Unfunded High Priority / Strategic Projects



- Highest scoring unfunded projects from a cross section of the departments
- \$10.9M - Unfunded high priority / strategic projects
- Voting process to be used by Council to select projects to be funded from strategic envelope



Capital Budget

**Questions?**

A decorative graphic in the bottom right corner consisting of three spheres (one large teal, one small gold, one small teal) and a cluster of gold stars of varying sizes.

**Capital**Budget