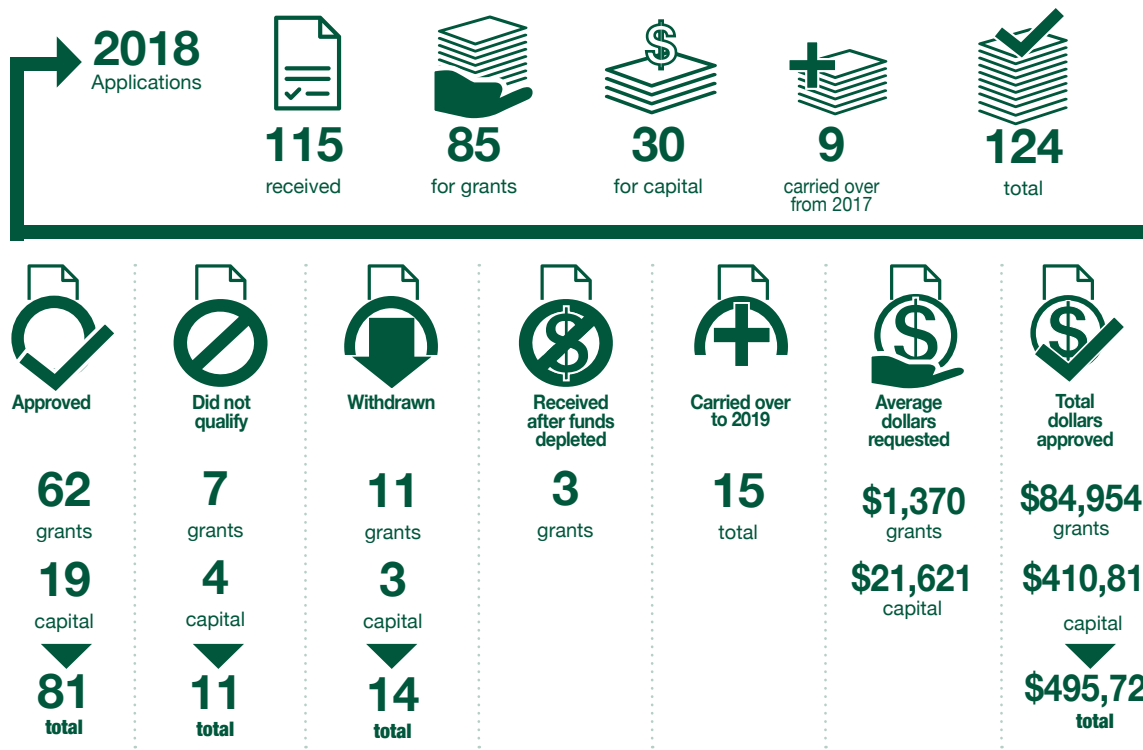


# City of Greater Sudbury Working for You

A collection of Greater Sudbury statistics to help assess and measure performance over time and across service areas.

## Healthy Community Initiative Fund




### The Healthy Community Initiative Fund

supports community-based projects and initiatives that advance the City of Greater Sudbury's strategic goals.

HCI funds allocate \$36,750 annually to each of the 12 wards, with \$24,500 of the funds going to capital projects and up to \$12,250 to community grants.

Funds are issued to projects that promote community growth and contribute to the quality of life in Greater Sudbury.

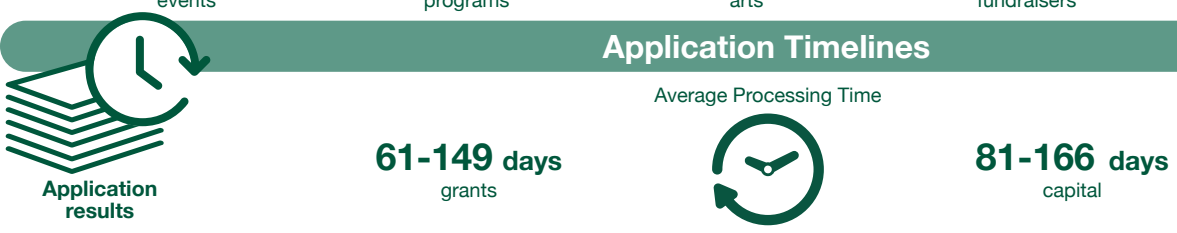
### Capital Projects Funded in 2018



### Grant Initiatives Funded in 2018



### Application Timelines



The actual amount of processing time depends on the level of due diligence required for the application, which could include review and approval by City Council.

# 311 Citizen Service

September 2019

**16,503**

Calls answered by 311



**970**

September 30  
Blue Box and Green Cart  
orders



**49%**

of calls answered  
within 20 seconds

**77%**

of calls were resolved  
by the 311 operator



**Top 3 calls**

Road Construction

Blue Box and Green Cart orders

One-bag garbage limit change

## Social Media and Website Statistics

Connecting with our community through two-way communication

Facebook Likes

Twitter Likes

15,329

Greater Sudbury 12,053

11,531

Thunder Bay 6,047

18,036

Kingston 43,504

5,148

North Bay 6,353



## GreaterSudbury.ca

September 2019

▲ **167,715**  
Number of times someone  
viewed our website

▲ **96,465**  
Number of individuals who  
viewed our website

▲ **360,174**  
Number of pages  
that were viewed

▼ **2.15**  
Average number of pages  
viewed per visit

▲ **1:58**  
Average amount of time  
on our website per visit



**Top 5 pages  
viewed**

Transit

Jobs

Garbage and Recycling

Waste Wizard

Arenas



@greatersudbury

311 Service At Your Service / À votre service

