

CITY OF GREATER SUDBURY MISCELLANEOUS USER FEES	2002 FEES GST INCLUDED IF APPLICABLE \$	2003 FEES GST INCLUDED IF APPLICABLE \$
<p><u>FEES FOR SERVICES,</u> <u>SUBSCRIPTIONS & PHOTOCOPIES (CON'T)</u></p> <p>LEGAL SERVICES</p> <p>-DELETION OF AGREEMENT FROM TITLE PREPARED BY CITY 120.00 123.00</p> <p>-DELETION OF ENCROACHMENT AGREEMENTS FROM TITLE PREPARED BY CITY NO FEE NO FEE</p> <p>-DELETION OF AGREEM FROM TITLE PREPARED BY OTHERS 58.00 59.00</p> <p>-DISCHARGE OF MINISTER'S ZONING ORDER 230.00 235.00</p> <p>-ATTENDANCE ON SUB-SEARCH 5.00 5.00</p> <p>-RUSH FEE FOR LATE AGREEMENT REQUESTS BY EXTERNAL PARTIES WHEN APPROVAL OF COUNCIL IS NOT REQUIRED AND A TURN-AROUND TIME OF 72 HOURS IS PROVIDED 114.00 117.00</p> <p>-UNREGISTERED EASEMENT REQUESTS 44.00 45.00</p> <p>THE APPLICANT WILL ALSO PAY FOR ANY REGISTRATION FEES, SEARCH FEES AND OTHER RELEVANT DISBURSEMENTS</p>		

CITY OF GREATER SUDBURY MISCELLANEOUS USER FEES	2002 FEES GST INCLUDED IF APPLICABLE \$	2003 FEES GST INCLUDED IF APPLICABLE \$
<u>PUBLIC WORKS</u>		
TRAFFIC AND TRANSPORTATION		
OVERSIZE LOAD PERMIT TYPE		
ANNUAL	310.00	315.00
PROJECT PERMIT	205.00	210.00
REPLACEMENT PERMITS	5.00	5.00
SINGLE TRIP PERMITS	51.00	52.00
REQUEST FOR TRAFFIC COUNT DATA AND ARCHIVAL INFORMATION (PER HOUR OF STAFF TIME)	44.00	45.00
REQUEST FOR SIGNAL TIMING INFORMATION	385.00	395.00
ROAD OCCUPANCY PERMIT	27.00	28.00
LETTER OF TOLERANCE MNOR ENCROACHMENTS ON CITY LANDS (ROADS/EASEMENTS)	128.00	131.00
WASTE MANAGEMENT SERVICES		
USE OF WEIGH SCALES	15.00	16.00
ANNUAL OPERATING FEE FOR RECYCLING SERVICES FOR MULTI-UNIT RESIDENTIAL BUILDINGS (per unit)	17.00	17.00
YELLOW BOX RECYCLING	45.00	46.00
REQUEST FOR LANDFILL-RELATED REPORTS	53.00	54.00
UNSCREENED FINISHED COMPOST (per tonne)	20.00	20.00
ENGINEERING & CONSTRUCTION		
LAWYERS' LETTERS	56.00	57.00
SEWER & WATER CONNECTION PERMITS	27.00	28.00
REQUEST FOR ENVIRONMENTAL COMPLIANCE LETTERS	44.00	45.00
TECHNICAL SERVICES		
SEWER & WATER CAPACITY/FEASIBILITY REVIEW	108.00	110.00
INITIAL REVIEW OF SUBDIVISION, PLANS & SITE PLANS (PLUS \$51 PER PLAN SHEET FOR SUBSEQUENT REVIEWS)	54.00	55.00
WATER QUALITY REVIEW FOR POSSIBLE POTABLE WATER AGREEMENTS	108.00	110.00
SITE INSPECTIONS FOR SUBDIVISIONS AND SITE PLANS	108.00	110.00
SEWER AND WATER CONNECTION WORK ORDERS/ COST ESTIMATES	27.00	28.00
OPERATIONS		
DISPOSAL OF OVERSTRENGTH SEWAGE AT THE SUDBURY TREATMENT PLAN - per 100 litre	5.00	5.00
ASPHALT REPAIRS (PER SQUARE METER)	48.00	49.00
CURB DEPRESSION (PER LINEAR METER)	77.00	79.00
CURB CUT CLOSING (PER LINEAR METER)	77.00	79.00
GUIDE POST REPLACEMENT (EACH)	138.00	142.00
SIDEWALK DEPRESSION (PER SQUARE METER) - METRIC 1995	66.00	68.00
SIDEWALK REPAIR (PER SQUARE METER) - METRIC 1995	68.00	70.00
SIDEWALK CAPE PROGRAM		
A LEASE FEE PER SQUARE METRE OF SIDEWALK PER MONTH SHALL APPLY FROM MAY TO SEPTEMBER	1.10	1.10

CITY OF GREATER SUDBURY MISCELLANEOUS USER FEES	2002 FEES GST INCLUDED IF APPLICABLE \$	2003 FEES GST INCLUDED IF APPLICABLE \$
<u>PUBLIC WORKS (CON'T)</u> ENVIRONMENTAL SEARCH * REQUEST FOR ENVIRONMENTAL SEARCH DRAINAGE ACT REQUEST UNDER THE DRAINAGE ACT/ UNREGISTERED EASEMENT REQUESTS	 51.00 41.00	 52.00 42.00

CITY OF GREATER SUDBURY MISCELLANEOUS USER FEES	2002 FEES GST INCLUDED IF APPLICABLE \$	2003 FEES GST INCLUDED IF APPLICABLE \$
<u>HEALTH & SOCIAL SERVICES USER FEES</u> PIONEER MANOR PREFERRED ACCOMMODATIONS (PER DAY) -PRIVATE 15.00 -SEMI PRIVATE 6.00 -SEMI PRIVATE FOR COUPLES - PER PERSON 5.00 DAY CARES -PARENTAL FEES (MNIMUM PER FAMILY) 1.50		

CITY OF GREATER SUDBURY MISCELLANEOUS USER FEES	2002 FEES GST INCLUDED IF APPLICABLE \$	2003 FEES GST INCLUDED IF APPLICABLE \$
<u>FEES FOR SERVICES</u>		
VITAL STATISTICS ACT		
LIVE BIRTH REGISTRATION	25.00	26.00
CHANGE OF SEX DESIGNATION	100.00	102.00
CORRECTION OF BIRTH REGISTRATIONS	15.00	15.00
DELAYED REGISTRATION (ADULT)	25.00	26.00
DELAYED REGISTRATION (MNOR)	25.00	26.00
TRAVEL LETTERS FOR NON-REGISTERED BIRTHS	25.00	26.00
CERTIFIED TRUE COPIES OF DOCUMENTS (PER DOCUMENT)	5.00	5.00
CHANGE OF NAME ACT		
CHANGE OF NAME (ADULT)	150.00	154.00
CHANGE OF NAME (MINOR)	100.00	102.00
CHANGE OF NAME (FAMILY)	125.00	128.00
MARRIAGE ACT		
JOINT DECLARATION OF CONJUGAL RELATIONSHIP (SAME SEX)	25.00	26.00
MARRIAGE LICENCE	125.00	128.00
BURIAL PERMIT	NO FEE	NO FEE
TAX MATTERS		
DUPLICATE TAX RECEIPT	8.00	8.00
MORTGAGE AUDIT (FOR EACH ROLL NUMBER)	16.00	16.00
PROPERTY INDEX BOOK	44.00	45.00
TAX CERTIFICATE (EACH ROLL NUMBER)	66.00	68.00
TAX HISTORY LETTER (FOR EACH YEAR)	66.00	68.00
COSTS RELATED TO PROCEEDINGS UNDER TAX SALE		
REGISTRATION/REDEMPTION PROCESS		
TAX SALE REGISTRATION	1,410.00	1,440.00
OUTSIDE SURVEY COSTS	ACTUAL	ACTUAL
OUTSIDE LEGAL COSTS	ACTUAL	ACTUAL
OUTSIDE ADVERTISING COSTS	ACTUAL	ACTUAL
OUTSIDE AUCTION COSTS	ACTUAL	ACTUAL
TAX SALES ADMINISTRATION	710.00	725.00
OTHER		
FINAL CURRENT BUDGET DOCUMENTS	11.00	11.00
TREASURER'S AND AUDITORS' REPORT	6.00	6.00
CHARGES FOR CHEQUES RETURNED NON-SUFFICIENT FUNDS	31.00	32.00
LATE INTEREST CHARGES (PER MONTH)	1.25%	1.25%
COLLECTION CHARGES	ACTUAL	ACTUAL

CITY OF GREATER SUDBURY MISCELLANEOUS USER FEES	2002 FEES GST INCLUDED IF APPLICABLE \$	2003 FEES GST INCLUDED IF APPLICABLE \$
<u>FIRE SERVICES</u>		
INSPECTIONS/SEARCHES		
COPY OF FIRE REPORT	55.00	56.00
FILE SEARCH AND LETTER - GROUP A,B,C, OR D, ONTARIO BUILDING CODE - PER SEARCH	55.00	56.00
FILE SEARCH AND LETTER - GROUP E ONTARIO BUILDING CODE - PER SEARCH	55.00	56.00
FILE SEARCH AND LETTER - GROUP F ONTARIO BUILDING CODE - PER SEARCH	55.00	56.00
INSPECTION - GROUP A OCCUPANCY ONTARIO BUILDING CODE - ONE HOUR	82.00	84.00
INSPECTION - GROUP A OCCUPANCY ONTARIO BUILDING CODE - TWO HOURS	164.00	168.00
INSPECTION - GROUP A OCCUPANCY ONTARIO BUILDING CODE - THREE HOURS	245.00	250.00
INSPECTION - GROUP B OCCUPANCY ONTARIO BUILDING CODE - ONE HOUR	164.00	168.00
INSPECTION - GROUP C OCCUPANCY ONTARIO BUILDING CODE - PER INSPECTION SINGLE FAMILY OF DUPLEX	55.00	56.00
INSPECTION - GROUP C OCCUPANCY ONTARIO BUILDING CODE - PER INSPECTION MULTI-RESIDENTIAL - 3-8 UNITS AND RETROFIT 9.5	82.00	84.00
INSPECTION - GROUP C OCCUPANCY ONTARIO BUILDING CODE - PER INSPECTION MULTI-RESIDENTIAL - 8 UNITS AND RETROFIT 9.5	182.00	186.00
INSPECTION - GROUP D OCCUPANCY ONTARIO BUILDING CODE - BLOCK CHARGE	88.00	90.00
INSPECTION - GROUP E OCCUPANCY ONTARIO BUILDING CODE - BLOCK CHARGE	176.00	180.00
INSPECTION - GROUP F OCCUPANCY ONTARIO BUILDING CODE - BLOCK CHARGE	295.00	300.00
WOOD STOVE INSPECTION - PER INSPECTION	38.00	39.00
GENERAL		
LLBO CLEARANCE LETTERS, PER LETTER	50.00	51.00
HAZARDOUS MATERIAL RESPONSE PER VEHICLE/PER HOUR PLUS MATERIAL COSTS GST N/A	350.00	360.00
MOTOR VEHICLE ACCIDENTS NON-RESIDENTS PER VEHICLE/PER HOUR	350.00	360.00
MTO PROVINCIAL HIGHWAYS MOTOR VEHICLE ACCIDENTS PER VEHICLE FOR FIRST HOUR PER VEHICLE FOR EACH HALF HOUR AFTER THE FIRST HOUR	350.00 175.00	360.00 180.00
BURN PERMITS	NO FEE	NO FEE

CITY OF GREATER SUDBURY MISCELLANEOUS USER FEES	2002 FEES GST INCLUDED IF APPLICABLE \$	2003 FEES GST INCLUDED IF APPLICABLE \$
<p><u>AMBULANCE SERVICES</u></p> <p>AMBULANCE SERVICES FEES</p> <p>PATIENT CHARTS 62.00 63.00</p> <p>WRITTEN STATEMENT RELATING TO ACCIDENTS, ETC. 41.00 42.00</p> <p>LAWYER INTERVIEW RELATING TO EMPLOYEES/PER HOUR 87.00 89.00</p> <p>SPECIAL EVENTS</p> <p>PRIMARY CARE PARAMEDIC CREW FOR A MINIMUM FOUR HOURS INCLUDES TWO PARAMEDICS, ALL MEDICAL EQUIPMENT INCLUDING DRUGS AND PARAMEDIC VEHICLE - PER HOUR 97.00 99.00</p> <p>ADVANCED CARE PARAMEDIC CREW MINIMUM OF 4 HOURS INCLUDED TWO PARAMEDICS, ALL MEDICAL EQUIPMENT INCLUDING A FULL LINE OF ADVANCED LIFE SUPPORT EQUIPMENT, DRUGS AND VEHICLE PER HOUR 108.00 110.00</p> <p>EMERGENCY MEDICAL SERVICES SUPERVISOR FOR A MINIMUM OF 4 HOURS MANDATORY FOR ALL EVENTS REQUIRING THREE OR MORE CREWS PER HOUR 67.00 69.00</p> <p>NOTES</p> <p>A) A SURCHARGE OF \$75.00 WILL APPLY FOR EVENT NOTIFICATIONS MADE LESS THAN 12 HOURS IN ADVANCE</p> <p>B) A ONE-HOUR TRAVEL TIME APPLIED TO ALL SERVICES BEFORE THE EVENT AND A FURTHER ONE-HOUR TRAVEL TIME AFTER THE EVENT</p> <p>C) CHARGES WILL APPLY TO THE NEAREST HALF-HOUR FROM THE START OR FINISH TIME</p>		

CITY OF GREATER SUDBURY MISCELLANEOUS USER FEES	2002 FEES GST INCLUDED IF APPLICABLE \$	2003 FEES GST INCLUDED IF APPLICABLE \$
<u>BUS FARES/TICKETS/PASSES</u>		
CASH FARES		
ADULTS	2.05	2.10
CHILD	1.55	1.60
SENIORS	1.55	1.60
DISABILITY PENSIONER (on producing current Annual Pass otherwise - regular fare)	1.55	1.60
HANDI-TRANSIT	1.80	1.85
BUS TICKETS PRICES		
ADULTS	1.65	1.70
CHILD	1.15	1.20
SENIORS (on producing valid Senior's Gold Photo I.D. card otherwise regular Adult ticket price)	1.15	1.20
DISABILITY PENSIONER (on producing a DisabilityPhoto I.D. card otherwise - regular ticket price)	1.15	1.20
MONTHLY BUS PASSES		
ADULTS	64.00	65.00
STUDENTS (ON PRODUCING VALID STUDENT CARD)	61.00	62.00
SENIORS SENIOR (ON PRODUCING SENIOR'S GOLD PHOTO I.D. CARD OTHERWISE -REGULAR ADULT PASS PRICE)	39.00	40.00
DISABILITY PENSIONER (ON PRODUCING CURRENT ANNUAL PASS OTHERWISE -REGULAR PASS PRICE)	39.00	40.00
ANNUAL PASS/DISABILITY PENSIONER		
ANNUAL PASS FOR DISABILITY PENSIONER	20.00	20.00
SENIOR'S GOLD PHOTO I.D. CARD		
SENIOR'S GOLD PHONE I.D. CARD (ONE TIME PURCHASE)	5.00	5.00
PHOTO I.D. PICTURES		
PHOTO I.D. PICTURE (ONE TIME)	5.00	5.00

CITY OF GREATER SUDBURY MISCELLANEOUS USER FEES	2002 FEES GST INCLUDED IF APPLICABLE \$	2003 FEES GST INCLUDED IF APPLICABLE \$
<u>CEMETERY FEES</u>		
PLOT FEES		
ADULT PLOT		
CIVIC MEMORIAL CEMETERY, SUDBURY		
LOT OTHER THAN VETERAN'S LOT	1,018.64	1,042.07
CIVIC MEMORIAL CEMETERY, SUDBURY		
VETERAN'S LOT	799.29	817.67
LASALLE CEMETERY, SUDBURY, MAUSOLEUM LOT	8,150.19	8,337.64
CHILD LOT		
CIVIC MEMORIAL CEMETERY, SUDBURY	509.32	521.03
CREMATION LOT		
ST. JOSEPH CEMETERY, CHELMSFORD		
4 FEET BY 5 FEET	329.56	337.14
CIVIC MEMORIAL CEMETERY, SUDBURY	365.94	374.36
VALLEY EAST CEMETERY, HANMER		
2 FEET BY 8 FEET	329.56	337.14
INTERIOR CHAPEL NICHE WALLS		
CIVIC MEMORIAL CEMETERY, SUDBURY		
NICHE 12 INCHES BY 12 INCHES		
MARBLE ROW I	1,262.60	1,291.64
MARBLE ROW H	1,515.12	1,549.97
BRONZE ROW G	1,565.41	1,601.41
BRONZE ROW E & F	1,775.13	1,815.96
BRONZE ROW C & D	1,616.77	1,653.96
MARBLE ROW B	1,515.12	1,549.97
MARBLE ROW A	1,262.60	1,291.64
GLASS ROW G	1,388.86	1,420.80
GLASS ROW F	1,641.38	1,679.13
GLASS ROW E	2,272.68	2,324.95
GLASS ROW D	2,146.42	2,195.79
GLASS ROW C	1,515.12	1,549.97
NICHE 16 INCHES BY 12 INCHES		
GLASS ROW F & G	2,525.20	2,583.28
GLASS ROW E	3,030.24	3,099.94
GLASS ROW C & D	2,777.72	2,841.61
NICHE 24 INCHES BY 12 INCHES		
GLASS ROW F & G	3,156.50	3,229.10
GLASS ROW E	3,535.28	3,616.59
GLASS ROW C & D	3,282.76	3,358.26
NICHE 24 INCHES BY 24 INCHES		
GLASS ROW D	6,564.45	6,715.43

CITY OF GREATER SUDBURY MISCELLANEOUS USER FEES	2002 FEES GST INCLUDED IF APPLICABLE \$	2003 FEES GST INCLUDED IF APPLICABLE \$
<u>CEMETERY FEES (CON'T)</u> MAUSOLEUM CRYPTS CIVIC MEMORIAL CEMETERY, SUDBURY SINGLE CORRIDOR LEVEL E LEVEL D LEVEL C LEVEL B LEVEL A SINGLE CHAPEL LEVEL E LEVEL D LEVEL C LEVEL B DOUBLE CORRIDOR LEVEL E LEVEL D LEVEL C LEVEL B LEVEL A LEVEL A - WESTMINSTER DOUBLE CHAPEL LEVEL E LEVEL D LEVEL C LEVEL B LEVEL A AND WESTMINSTER DOUBLE FALSE COUCH CHAPEL LEVEL E LEVEL D LEVEL C LEVEL B LEVEL A AND WESTMINSTER DOUBLE COUCH CHAPEL LEVEL E LEVEL D LEVEL C LEVEL B LEVEL A AND WESTMINSTER	8,414.48 10,604.77 12,795.06 12,910.62 N/A 13,463.81 16,966.99 20,472.31 20,656.35 18,513.14 23,331.35 28,150.63 28,403.15 N/A 17,244.12 28,850.41 36,359.67 43,868.93 44,263.76 26,874.12 21,954.26 27,983.71 33,465.32 33,911.51 43,271.87 37,325.88 48,304.08 57,086.64 57,635.55 68,064.84	8,608.01 10,848.68 13,089.35 13,207.56 9,728.33 13,773.48 17,357.23 20,943.17 21,131.45 18,938.94 23,867.97 28,798.09 29,056.42 21,403.46 17,640.73 29,513.97 37,195.94 44,877.92 45,281.83 27,492.22 22,459.21 28,627.34 34,235.02 34,691.47 44,267.12 38,184.38 49,415.07 58,399.63 58,961.17 69,630.33

CITY OF GREATER SUDBURY MISCELLANEOUS USER FEES	2002 FEES GST INCLUDED IF APPLICABLE \$	2003 FEES GST INCLUDED IF APPLICABLE \$
<u>CEMETERY FEES (CON'T)</u>		
MAUSOLEUM NICHE WALL		
CIVIC MEMORIAL CEMETERY, SUDBURY		
MARBLE LEVEL J	N/A	1,420.80
MARBLE LEVEL I	N/A	1,420.80
MARBLE LEVEL H	N/A	1,704.96
BRONZE LEVEL G	N/A	1,761.55
BRONZE LEVEL E & F	N/A	1,997.55
BRONZE LEVEL C & D	N/A	1,819.34
MARBLE LEVEL B	N/A	1,704.96
MARBLE LEVEL A	N/A	1,420.80
NICHES 12 INCHES BY 12 INCHES		
GLASS LEVEL G	N/A	1,562.87
GLASS LEVEL F	N/A	1,847.03
GLASS LEVEL E	N/A	2,557.44
GLASS LEVEL D	N/A	2,415.36
GLASS LEVEL C	N/A	1,704.96
NICHES 16 INCHES BY 12 INCHES		
GLASS LEVEL F & G	N/A	2,841.60
GLASS LEVEL E	N/A	3,409.93
GLASS LEVEL C & D	N/A	3,125.77
INTERMENT FEES		
ADULT CASKET BURIAL FEE		
CAPREOL CEMETERY, CAPREOL	535.00	547.31
ST. JOHN'S CEMETERY, GARSON	535.00	547.31
MAPLECREST CEMETERY, DOWLING	535.00	547.31
ST. JOSEPH CEMETERY, CHELMSFORD	535.00	547.31
CIVIC MEMORIAL, LASALLE, EYRE. ANGLICAN & MCFARLANE CEMETERIES, SUDBURY	535.00	547.31
VALLEY EAST, ST. JACQUES & BLEZARD VALLEY CEMETERIES, HANMER	535.00	547.31
ST. STANISLAUS, WATERS, WHITEFISH CATHOLIC & PUBLIC,		
BEAVER LAKE CEMETERIES	535.00	547.31
CHILD CASKET BURIAL FEE		
CAPREOL CEMETERY, CAPREOL	214.00	218.92
ST. JOHN'S CEMETERY, GARSON	214.00	218.92
MAPLECREST CEMETERY, DOWLING	214.00	218.92
ST. JOSEPH CEMETERY, CHELMSFORD	214.00	218.92
CIVIC MEMORIAL, LASALLE, EYRE. ANGLICAN & MCFARLANE CEMETERIES, SUDBURY	214.00	218.92
VALLEY EAST, ST. JACQUES & BLEZARD VALLEY CEMETERIES, HANMER	214.00	218.92
ST. STANISLAUS, WATERS, WHITEFISH CATHOLIC & PUBLIC,		
BEAVER LAKE CEMETERIES	214.00	218.92
INFANT CASKET BURIAL FEE		
CAPREOL CEMETERY, CAPREOL	214.00	218.92
ST. JOHN'S CEMETERY, GARSON	214.00	218.92
MAPLECREST CEMETERY, DOWLING	214.00	218.92
ST. JOSEPH CEMETERY, CHELMSFORD	214.00	218.92
CIVIC MEMORIAL, LASALLE, EYRE. ANGLICAN & MCFARLANE CEMETERIES, SUDBURY	214.00	218.92
VALLEY EAST, ST. JACQUES & BLEZARD VALLEY CEMETERIES, HANMER	214.00	218.92
ST. STANISLAUS, WATERS, WHITEFISH CATHOLIC & PUBLIC,		
BEAVER LAKE CEMETERIES	214.00	218.92

CITY OF GREATER SUDBURY MISCELLANEOUS USER FEES	2002 FEES GST INCLUDED IF APPLICABLE \$	2003 FEES GST INCLUDED IF APPLICABLE \$
<u>CEMETERY FEES (CON'T)</u>		
WINTER BURIAL FEE		
CAPREOL CEMETERY, CAPREOL	160.50	164.19
ST. JOHN'S CEMETERY, GARSON	160.50	164.19
MAPLECREST CEMETERY, DOWLING	160.50	164.19
ST. JOSEPH CEMETERY, CHELMSFORD	160.50	164.19
CIVIC MEMORIAL, LASALLE, EYRE. ANGLICAN & MCFARLANE CEMETERIES, SUDBURY	160.50	164.19
VALLEY EAST, ST. JACQUES & BLEZARD VALLEY CEMETERIES, HANMER	160.50	164.19
ST. STANISLAUS, WATERS, WHITEFISH CATHOLIC & PUBLIC, BEAVER LAKE CEMETERIES	160.50	164.19
ASH INTERMENT/ENTOMBMENT FEE		
CAPREOL CEMETERY, CAPREOL	160.50	164.19
ST. JOHN'S CEMETERY, GARSON	160.50	164.19
MAPLECREST CEMETERY, DOWLING	160.50	164.19
ST. JOSEPH CEMETERY, CHELMSFORD	160.50	164.19
CIVIC MEMORIAL, LASALLE, EYRE. ANGLICAN & MCFARLANE CEMETERIES, SUDBURY	160.50	164.19
VALLEY EAST, ST. JACQUES & BLEZARD VALLEY CEMETERIES, HANMER	160.50	164.19
ST. STANISLAUS, WATERS, WHITEFISH CATHOLIC & PUBLIC, BEAVER LAKE CEMETERIES	160.50	164.19
OTHER FEES		
SMALL CANDLES	2.00	2.00
MEDIUM CANDLES	3.00	3.00
LARGE CANDLES	4.00	4.00
SMALL ARTIFICIAL FLOWER WREATHS/BOUQUETS	20.00	21.00
LARGE ARTIFICIAL FLOWER WREATHS/BOUQUETS	32.00	33.00
ACCESS CARDS	21.40	22.47
PRIVATE MAUSOLEUM ENTOMBMENT	160.50	164.19
TENT AWNING	214.00	218.92
CASKET BURIAL IN OLD SECTION OF ST. JOSEPH'S CEMETERY FOR DEPOSIT IN CARE AND MAINTENANCE FUND	171.20	175.14
ADMINISTRATIVE FEE FOR TRANSFER OF INTERMENT RIGHTS	5.35	5.35
MAUSOLEUM CRYPT OPTIONAL ADORNMENT INSTALLATION	26.75	27.37
CORNER POST INSTALLATION FOR 2	23.54	24.08

CITY OF GREATER SUDBURY MISCELLANEOUS USER FEES	2002 FEES GST INCLUDED IF APPLICABLE \$	2003 FEES GST INCLUDED IF APPLICABLE \$
<p><u>CITIZEN AND LEISURE SERVICES DEPARTMENT</u> <u>FEES FOR ARENA ICE USE</u></p> <p style="text-align: right;">SUDBURY ARENA - Tier I(a)</p> <p>Commencing September 1</p> <p>REGULAR SEASON RATES</p> <p>A) GROUP RATES</p> <p>ADULT/OLDER ADULT - PRIME TIME 158.78 162.43</p> <p>ADULT - NON-PRIME TIME 106.66 109.11</p> <p>YOUTH -PRIME TIME 106.66 109.11</p> <p>YOUTH - NON-PRIME TIME 64.98 66.47</p> <p>OLDER ADULT-NON-PRIME TIME 64.98 66.47</p> <p>B) INDIVIDUAL RATES - NON-PRIME TIME ONLY</p> <p>1 SKATER 19.16 19.60</p> <p>2 SKATERS 28.33 28.98</p> <p>3 SKATERS 37.49 38.35</p> <p>4 SKATERS 46.66 47.73</p> <p>5 SKATERS 55.82 57.10</p> <p>6 SKATERS 64.98 66.47</p> <p>SUMMER SEASON RATES</p> <p>GROUP RATES</p> <p>YOUTH NOT OPEN NOT OPEN</p> <p>ADULT/COMMERCIAL NOT OPEN NOT OPEN</p> <p>REGULAR SEASON</p> <p>SPECIAL ADULT PUBLIC SKATING</p> <p>ADULT (3.00 PER VISIT) 3.00 3.00</p> <p>ADULT (30.00/20 VISIT PASS) 30.00 30.00</p>	<p>SEPT. 1</p>	<p>SEPT. 1</p>

CITY OF GREATER SUDBURY MISCELLANEOUS USER FEES	2002 FEES GST INCLUDED IF APPLICABLE \$	2003 FEES GST INCLUDED IF APPLICABLE \$
<p><u>CITIZEN AND LEISURE SERVICES DEPARTMENT</u> <u>FEES FOR ARENA ICE USE (CON'T)</u></p> <p>CARMICHAEL ARENA, BARRYDOWNE ARENA, MCCLELLAND ARENA, COUNTRYSIDE ARENA AND CAMBRIAN ARENA - Tier I(b)</p> <p>Commencing September 1</p> <p>REGULAR SEASON RATES A) GROUP RATES ADULT/OLDER ADULT - PRIME TIME 148.76 152.18 ADULT - NON-PRIME TIME 94.40 96.57 YOUTH -PRIME TIME 94.40 96.57 YOUTH - NON-PRIME TIME 64.98 66.47 OLDER ADULT-NON-PRIME TIME 64.98 66.47</p> <p>B) INDIVIDUAL RATES - NON-PRIME TIME ONLY 1 SKATER 19.16 19.60 2 SKATERS 28.33 28.98 3 SKATERS 37.49 38.35 4 SKATERS 46.66 47.73 5 SKATERS 55.82 57.10 6 SKATERS 64.98 66.47</p> <p>SUMMER SEASON RATES (Cambrian Arena, Carmichael Arena, Countryside Arena and McClelland Arena only- Barrydowne is closed for the Summer Season)</p> <p>GROUP RATES YOUTH 122.30 125.11 ADULT/COMMERCIAL 148.76 152.18</p>	SEPT. 1	SEPT. 1

CITY OF GREATER SUDBURY MISCELLANEOUS USER FEES	2002 FEES GST INCLUDED IF APPLICABLE \$	2003 FEES GST INCLUDED IF APPLICABLE \$
<p><u>CITIZEN AND LEISURE SERVICES DEPARTMENT</u> <u>FEES FOR ARENA ICE USE (CON'T)</u></p> <p style="text-align: center;">T.M. DAVIES COMMUNITY CENTRE, CENTENNIAL ARENA RAYMOND PLOURDE ARENA, CHELMSFORD ARENA, DR EDGAR LECLAIR COMMUNITY CENTRE, GARSON COMMUNITY CENTRE, CONISTON COMMUNITY CENTRE - Tier II</p> <p>Commencing September 1</p> <p>REGULAR SEASON RATES A) GROUP RATES ADULT/OLDER ADULT - PRIME TIME ADULT - NON-PRIME TIME YOUTH -PRIME TIME YOUTH - NON-PRIME TIME OLDER ADULT-NON-PRIME TIME</p> <p>B) INDIVIDUAL RATES - NON-PRIME TIME ONLY 1 SKATER 2 SKATERS 3 SKATERS 4 SKATERS 5 SKATERS 6 SKATERS</p> <p>SUMMER SEASON RATES T.M. DAVIES COMMUNITY CENTRE, CENTENNIAL ARENA, RAYMOND PLOURDE ARENA, GARSON COMMUNITY CENTRE ONLY CHELMSFORD ARENA, DR EDGAR LECLAIR COMMUNITY CENTRE, CONISTON COMMUNITY CENTRE - CLOSED FOR THE SUMMER</p> <p>GROUP RATES YOUTH ADULT/COMMERCIAL</p> <p>NOTE: 2003 rates represent Year 2 of Harmonized Rates adjusted for inflation.</p>	<p style="text-align: center;">SEPT. 1</p> <p style="text-align: right;">113.62 82.27 82.49 64.98 64.98 19.16 28.33 37.49 46.66 55.82 64.98 117.21 130.88</p>	<p style="text-align: center;">SEPT. 1</p> <p style="text-align: right;">125.23 87.27 87.43 66.47 66.47 19.60 28.98 38.35 47.73 57.10 66.47 122.01 138.45</p>

CITY OF GREATER SUDBURY MISCELLANEOUS USER FEES	2002 FEES GST INCLUDED IF APPLICABLE \$	2003 FEES GST INCLUDED IF APPLICABLE \$
<p><u>CITIZEN AND LEISURE SERVICES DEPARTMENT</u> <u>FEES FOR ARENA ICE USE (CON'T)</u></p> <p style="text-align: center;">CAPREOL ARENA, FALCONBRIDGE ARENA - Tier IIIa</p> <p>Commencing September 1</p> <p>REGULAR SEASON RATES A) GROUP RATES ADULT/OLDER ADULT - PRIME TIME 96.39 98.61 ADULT - NON-PRIME TIME 66.44 67.97 YOUTH -PRIME TIME 71.19 72.83 YOUTH - NON-PRIME TIME 56.85 58.16 OLDER ADULT-NON-PRIME TIME 56.85 58.16</p> <p>B) INDIVIDUAL RATES - NON-PRIME TIME ONLY 1 SKATER 12.31 12.59 2 SKATERS 21.22 21.71 3 SKATERS 30.12 30.81 4 SKATERS 39.02 39.92 5 SKATERS 47.94 49.04 6 SKATERS 56.85 58.16</p> <p>SUMMER SEASON RATES YOUTH NOT OPEN NOT OPEN ADULT/COMMERCIAL NOT OPEN NOT OPEN</p> <p style="text-align: center;">JIM COADY ARENA - Tier IIIb</p> <p>Commencing September 1</p> <p>REGULAR SEASON RATES A) GROUP RATES ADULT/OLDER ADULT - PRIME TIME 87.83 92.04 ADULT - NON-PRIME TIME 57.04 60.76 YOUTH -PRIME TIME 53.03 58.89 YOUTH - NON-PRIME TIME 44.28 48.50 OLDER ADULT-NON-PRIME TIME 44.28 48.50</p> <p>B) INDIVIDUAL RATES - NON-PRIME TIME ONLY 1 SKATER 10.26 11.01 2 SKATERS 17.06 20.65 3 SKATERS 23.87 26.01 4 SKATERS 30.67 33.50 5 SKATERS 37.47 41.00 6 SKATERS 44.28 48.50</p> <p>SUMMER SEASON RATES YOUTH NOT OPEN NOT OPEN ADULT/COMMERCIAL NOT OPEN NOT OPEN</p> <p>NOTE: 2003 rates for Jim Coady represent Year 2 of Harmonized Rates adjusted for inflation.</p>	<p style="text-align: center;">SEPT. 1</p>	<p style="text-align: center;">SEPT. 1</p>

CITY OF GREATER SUDBURY MISCELLANEOUS USER FEES	2002 FEES GST INCLUDED IF APPLICABLE \$	2003 FEES GST INCLUDED IF APPLICABLE \$
<u>CITIZEN AND LEISURE SERVICES DEPARTMENT</u> <u>MISCELLANEOUS FEES</u>		
FACILITY RENTALS		
ADANAC SKI HILL - CHALET	164.67	168.46
AMPHITHEATRE - BOARD	68.06	69.63
AMPHITHEATRE - RENTAL	150.07	153.52
ARENA FLOORS		
1 DAY RENTAL VE	762.98	780.53
2 DAY RENTAL VE	828.85	847.91
3 DAY RENTAL VE	955.10	977.07
BASIC RATE CAPREOL	535.00	547.31
CN GOLF TOURNAMENT RATE CA	274.46	280.77
CARMICHAEL GEM SHOW	1,041.55	1,065.51
COMMERCIAL NC	3,019.01	3,088.45
COUNTRYSIDE SHOW	3,622.81	3,706.13
COUNTRYSIDE SPECIAL	3,019.01	3,088.45
CRAFTS/AUCT/FLEA DAY 1 RB	461.69	472.31
CRAFTS/AUCT/FLEA DAY 2 RB	415.52	425.08
CRAFTS/AUCT/FLEA DAY 3 RB	364.23	372.61
DAY RATE NC	658.69	673.84
GST EXEMPT SU	1,769.85	1,810.56
IN SEASON WA	1,646.73	1,684.60
INCO SU	365.57	373.98
LEVACK FALCONBRIDGE MNE	762.98	780.53
RAYSIDE DAY 1 RB	615.59	629.75
RAYSIDE DAY 2 RB	554.04	566.78
RAYSIDE DAY 3 RB	487.35	498.56
SHOWS/COMMERCIAL SU	1,893.74	1,937.30
SPORTS NC (per Hour)	49.22	50.35
SPORTS RB (per Hour)	43.00	43.99
SPORTS SU (per Hour)	49.22	50.35
SPORTS VE (per Hour)	37.45	38.31
ARENA LOBBY - RB	297.53	304.37
ARENA LOBBY - WITH FIELDS RB	307.79	314.87

CITY OF GREATER SUDBURY MISCELLANEOUS USER FEES	2002	2003
	FEES	FEES
	GST INCLUDED IF APPLICABLE \$	GST INCLUDED IF APPLICABLE \$
<u>CITIZEN AND LEISURE SERVICES DEPARTMENT</u>		
<u>MISCELLANEOUS FEES (CON'T)</u>		
BALLFIELDS		
TOURNAMENT WEEKEND CA	214.00	218.92
1 LINING TOURNAMENT RATE WA	98.80	101.07
ADULT GAME LIGHTS WA	27.45	28.08
ADULT GAME WA	30.76	31.47
FIELD HOUSE WA	87.83	89.85
FIELD HOUSE WITH LIQUOR LICENCE WA	205.29	210.01
GAME MINOR/MAJOR GROUPS VE	18.43	18.85
LIGHTED CA	18.43	18.85
LIGHTED NC	25.65	26.24
LIGHTED TOURNAMENT VE	65.87	67.39
LIGHTED VE	18.43	18.85
LIGHTED WEEKDAY ADULT RB	36.22	37.05
LIGHTED WEEKEND ADULT RB	24.61	25.18
MAJOR FIELD GAME SU	49.22	50.35
MINOR SPORTS LITTLE LEAGUE RB	16.00	16.37
MINOR/CHILD WA	7.49	7.66
MINOR FIELD GAME SU	42.80	43.78
TOURN. FULL SERV/2 FIELDS WA	175.64	179.68
TOURN. FULL SERV/3 FIELDS WA	148.20	151.61
TOURN. FULL SERV/4 FIELDS WA	120.75	123.53
TOURN. 1 LINE/DAY/FIELD WA	98.81	101.08
TOURN. MINOR FIELD SPECIAL SU	56.44	57.74
TOURN. 1 DAY RB	102.59	104.95
TOURN. 2 DAY RB	133.38	136.45
TOURN. BUILD CHARGE WA	87.74	89.76
TOURN. MAJOR FIELD SU	170.13	174.04
TOURN. MIN/MAJ GROUPS VE	64.20	65.68
TOURN. MINOR FIELD SU	112.35	114.93
TOURN. 1 DAY NC	219.56	224.61
TOURN. WEEKEND NC	548.91	561.53
TOURN. 1 DAY RB	99.99	102.29
TOURN. 2 DAYS RB	129.99	132.98
TOURN. MAJOR FIELD SPECIAL SU	85.07	87.03
UNLIGHTED NC	20.52	20.99
UNLIGHTED TOURNAMENT VE	65.87	67.39
UNLIGHTED VE	18.43	18.85
UNLIGHTED WEEKDAY ADULT RB	33.87	34.65
UNLIGHTED WEEKEND ADULT RB	22.58	23.10
WEEKDAYS LIGHTED RB	35.00	35.81
WEEKDAYS NON-LIGHTED RB	33.00	33.76
WEEKEND DEAL RB	307.80	314.88
WEEKENDS LIGHTED RB	24.00	24.55
WEEKENDS NON-LIGHTED RB	22.00	22.51
YOUTH NC	5.14	5.26

CITY OF GREATER SUDBURY MISCELLANEOUS USER FEES	2002 FEES GST INCLUDED IF APPLICABLE \$	2003 FEES GST INCLUDED IF APPLICABLE \$
<u>CITIZEN AND LEISURE SERVICES DEPARTMENT</u>		
<u>MISCELLANEOUS FEES (CON'T)</u>		
BELL PARK - GAZEBO	109.78	112.30
BOARDROOM - COUNTRYSIDE	27.45	28.08
BOARDROOM - SUDBURY ARENA	82.34	84.23
CAMP SUDACA	148.21	151.62
CLASSROOM - MILLENNIUM RESOURCE CENTRE GRP. CA	27.45	28.08
CLASSROOM - MILLENNIUM RESOURCE CENTRE CA	109.78	112.30
EVENT FEE SU	318.37	325.69
GALLERY - COUNTRYSIDE	82.34	84.23
GALLERY - COUNTRYSIDE GST EXEMPT	76.95	78.72
GALLERY - COUNTRYSIDE SPECIAL	82.34	84.23
GYM - COMMUNITY CENTRE FB (per Hour)	30.77	31.48
HALLS		
ARENA WEEKDAY NC	164.67	168.46
ARENA WEEKEND NC	384.75	393.60
BASE RATE AWAY ARENA WA	274.46	280.77
BASE RATE AWAY FMP/OTHER WA	192.12	196.54
BASE RATE AWAY KIN WA	219.56	224.61
BASE RATE HOME ARENA WA	247.01	252.69
BASE RATE HOME FMP/OTHER WA	164.67	168.46
BASE RATE HOME KIN WA	192.12	196.54
BASE RATE LIQUOR FMP WA	439.13	449.23
BOTH ARENA HALLS TOURNAMENTS RB	687.83	703.65
CAPREOL COMMUNITY GROUP PRIME CA	137.23	140.39
CAPREOL NEW YEAR'S EVE CA	548.91	561.53
CAPREOL NON-PRIME CA	87.83	89.85
CAPREOL PRIME CA	384.24	393.08
CENTENNIAL FRIDAY VE	477.55	488.53
CENTENNIAL NEW YEAR'S EVE VE	631.25	645.77
CENTENNIAL RENTAL 3 DAYS VE	955.10	977.07
CENTENNIAL SATURDAY VE	505.00	516.62
CENTENNIAL SUNDAY VE	109.78	112.30
CENTENNIAL TEEN DANCES VE	192.12	196.54
CENTENNIAL RENTAL 2 DAYS VE	828.85	847.91
CENTENNIAL WEIGHT WATCHERS VE	41.03	41.97
CHELMSFORD BONAFIDE NON-PRIME RB	133.38	136.45
CHELMSFORD BONAFIDE PRIME RB	230.54	235.84
CHELMSFORD HOLIDAYS RB	257.99	263.92
CHELMSFORD NEW YEAR'S EVE RB	186.63	190.92
CHELMSFORD PUBLIC NON-PRIME RB	164.15	167.93
CHELMSFORD PUBLIC PRIME RB	303.07	310.04
CHELMSFORD TEEN DANCE BONAFIDE RB	186.63	190.92
CHELMSFORD TOURNAMENTS RB	505.00	516.62
COMFORT STATION BONAFIDE NON-PRIME RB	71.82	73.47
COMFORT STATION BONAFIDE PRIME RB	82.34	84.23
COMFORT STATION CLEANING RB	56.22	57.51
COMFORT STATION HOLIDAYS RB	120.76	123.54
COMFORT STATION PUBLIC NON-PRIME RB	82.34	84.23

CITY OF GREATER SUDBURY MISCELLANEOUS USER FEES	2002 FEES GST INCLUDED IF APPLICABLE \$	2003 FEES GST INCLUDED IF APPLICABLE \$
<u>CITIZEN AND LEISURE SERVICES DEPARTMENT</u> <u>MISCELLANEOUS FEES (CON'T)</u>		
HALLS		
COMFORT STATION PUBLIC PRIME RB	120.76	123.54
COMMUNITY CENTRE MUSIC FB	329.35	336.93
COMMUNITY CENTRE NO MUSIC FB	266.16	272.28
DOWLING LIC. LOCAL NON-PROFIT ORG.	333.44	341.11
DOWLING LIC. LOCAL NON-PROFIT ORG. WEEKEND	282.15	288.64
DOWLING LIC. GENERAL PUBLIC	487.35	498.56
DOWLING NON-LIC/NON-KIT GEN PUBLIC WEEKDAY	215.46	220.42
DR. E. LECLAIR/CHELMSFORD NON-BONAFIDE RB	230.54	235.84
DR. E. LECLAIR/CHELMSFORD BONAFIDE RB	109.78	112.30
DR. E. LECLAIR/CHELMSFORD CLEANING RB	112.45	115.04
DR. E. LECLAIR/CHELMSFORD KITCHEN RB	76.85	78.62
DR. E. LECLAIR TEEN DANCE BONAFIDE RB	241.52	247.07
DR. E. LECLAIR BONAFIDE PRIME RB	296.20	303.01
DR. E. LECLAIR HOLIDAYS RB	318.37	325.69
DR. E. LECLAIR NEW YEAR'S EVE RB	296.41	303.23
DR. E. LECLAIR PUBLIC NON-PRIME RB	189.81	194.18
DR. E. LECLAIR PUBLIC PRIME RB	434.35	444.34
DR. E. LECLAIR TOURNAMENTS RB	505.00	516.62
DR. E. LECLAIR BONAFIDE NON-PRIME RB	164.67	168.46
FAMILY FUNERAL LUNCHEON DO/ON	35.91	36.74
KITCHEN DO/ON	25.65	26.24
KITCHEN RECREATION CENTRE VE	54.89	56.15
KITCHEN WA	54.89	56.15
MCCLELLAND SU (per Hour)	19.75	20.20
MCCLELLAND CHILDREN'S PARTY SU	82.34	84.23
MCCLELLAND COMMERCIAL SU	411.68	421.15
MCCLELLAND COMMUNITY GROUPS SU	356.79	365.00
MCCLELLAND SERCA SU	109.78	112.30
MCCLELLAND SPECIAL SU	192.12	196.54
MEETING HOME WA	43.91	44.92
ONAPING LICENSED GENERAL PUBLIC ON	230.84	236.15
ONAPING LICENSED NON-PROFIT ON	230.84	236.15
ONAPING NON-LIC/NON-PROFIT KITCHEN WEEKDAY	164.15	167.93
ONAPING NON-LIC/NON-PROFIT SATURDAYS	164.15	167.93
ONAPING NON-LIC/NON-PROFIT WEEKDAY	112.85	115.45
ONAPING NON-LIC/NON-PROFIT KITCHEN SATURDAY	215.46	220.42
ONAPING NON-LICENSED GENERAL PUBLIC ON	112.85	115.45
POLITICAL MEETING RB	82.34	84.23
PROGRAMS NON-BONAFIDE RB	35.91	36.74
RECREATION CENTRE NEW YEAR'S EVE VE	378.75	387.46
RECREATION CENTRE AFTERNOON RENTAL VE	23.75	24.30
RECREATION CENTRE FULL EVENING VE	252.50	258.31
RECREATION CENTRE SUNDAY VE	82.34	84.23
SUBSIDIZED HOME ARENA WA	123.50	126.34
SUBSIDIZED HOME FMP/OTHER WA	82.34	84.23
SUBSIDIZED HOME KIN WA	96.05	98.26

CITY OF GREATER SUDBURY MISCELLANEOUS USER FEES	2002 FEES GST INCLUDED IF APPLICABLE \$	2003 FEES GST INCLUDED IF APPLICABLE \$
<u>CITIZEN AND LEISURE SERVICES DEPARTMENT</u>		
<u>MISCELLANEOUS FEES (CON'T)</u>		
LAURENTIAN TRACK		
ELEMENTARY	183.65	187.87
INVITATIONAL	72.78	74.45
LOCAL EVENTS	146.72	150.09
MAJOR EVENTS	294.54	301.31
REGION CHAMPIONSHIPS	110.82	113.37
REGIONAL LEAGUE	220.60	225.67
SECONDARY	220.60	225.67
LOUNGE		
COMMUNITY CENTRE NC(per Hour)	30.77	31.48
ONAPING LLBO PERMIT AND KITCHEN USE ON	102.59	104.95
ONAPING WITH DOWNSTAIRS AREA	54.89	56.15
ONAPING WITHOUT LLBO PERMIT AND KITCHEN USE ON	76.94	78.71
SUDBURY ARENA	82.34	84.23
MEETING ROOMS		
PRIVATE GROUP WA DO/ON	43.91	44.92
OUTSIDE OPERATING HOURS NON-PROFIT DO/ON	35.91	36.74
OUTSIDE OPERATING HOURS PRIV/COMM DO/ON	51.30	52.48
REGULAR OPERATING HOURS NON-PROFIT DO/ON	NO FEE	NO FEE
REGULAR OPERATING HOURS PRIV/COMM DO/ON	35.91	36.74
RES/BUSINESS WA	82.34	84.23
MEMORIAL PARK - RENTAL	139.98	143.20
MINNOW LAKE PLACE		
GYM FULL DAY SU	109.78	112.30
STAGE SU	32.10	32.84
GYM NON-PROFIT HALF DAY SU	32.93	33.69
MOONLIGHT BEACH - DAILY PARK RENTAL	139.98	143.20
PICNIC PAVILLION		
BUS PERMIT WA	43.91	44.92
DAY USE AWAY WA	8.23	8.42
GROUP RATE WA	103.01	105.38
PER VEHICLE HOME WA	5.49	5.62
POOL (Special Rates)		
RECREATION CENTRE SCHOOL BOARD VE	14.49	14.82
RECREATION CENTRE VE WAVES VE (per Hour)	32.42	33.17
QUEEN'S ATHLETIC FIELD - GATE	117.57	120.27

CITY OF GREATER SUDBURY MISCELLANEOUS USER FEES	2002 FEES GST INCLUDED IF APPLICABLE \$	2003 FEES GST INCLUDED IF APPLICABLE \$
<u>CITIZEN AND LEISURE SERVICES DEPARTMENT</u>		
<u>MISCELLANEOUS FEES (CON'T)</u>		
SOCCER FIELDS		
MINOR/CHILD WA	6.58	6.73
LIGHTED YOUTH VE	7.17	7.33
MINOR GROUPS VE	6.98	7.14
TOURNAMENT VE	65.87	67.39
YOUTH OF	NO FEE	NO FEE
YOUTH RB	12.32	12.60
YOUTH SOCCER RB	12.01	12.29
UNLIGHTED YOUTH VE	7.17	7.33
 SUNROOM RECREATION CENTRE VE	 23.75	 24.30
TENT SUDBURY	122.95	125.78
 <u>FALL/WINTER LEISURE GUIDE</u>		
ADULT INTEREST		
ARTS AND CRAFTS		
ACRYLIC PAINTING	139.00	142.25
CERAMICS, FOLK ART PAINTING, PAPER TOLE	55.00	56.25
PHOTOGRAPHY, UPHOLSTERY	60.00	61.50
 FITNESS		
AEROBICS BODY SHAPING 13 WEEKS 1 DAY PER WEEK	17.00	17.50
AEROBICS BODY SHAPING 13 WEEKS 3 DAYS PER WEEK	51.00	52.25
CROSS COUNTRY SKI LESSONS (8 WEEKS 1 DAY PER) - NOVICE	63.89	65.25
CROSS COUNTRY SKI LESSONS (8 WEEKS 1 DAY PER) - INTERMEDIATE	82.34	84.25
CROSS COUNTRY SKI LESSONS (8 WEEKS 1 DAY PER) - ADVANCED	63.89	65.25
FUNFIT (PER CLASS)	2.00	2.00
MS. FITS - FALL 14 WEEKS 1 DAY PER WEEK	42.00	43.00
MS. FITS - FALL 14 WEEKS 2 DAYS PER WEEK	81.76	83.75
MS. FITS - FALL 14 WEEKS 3 DAYS PER WEEK	112.55	115.25
MS. FITS - WINTER 11 WEEKS 1 DAY PER WEEK	33.00	33.75
MS. FITS - WINTER 11 WEEKS 2 DAYS PER WEEK	64.24	65.75
MS. FITS - WINTER 11 WEEKS 3 DAYS PER WEEK	88.44	90.50
TAI CHI - DOWLING 2 DAYS PER WEEK	NO FEE	NO FEE
TAI CHI - ONAPING 2 DAYS PER WEEK	NO FEE	NO FEE
TAI CHI - CAPREOL MILLENNIUM CENTRE 8 WEEKS 1 DAY PER	60.00	61.50
WALDEN WEST MODERATE FITNESS 12 WEEKS 1 DAY PER	21.50	22.00
WALKING 12 WEEKS	25.00	25.50
YOGA - BEN MOXAM CENTRE 10 WEEKS 1 DAY PER	39.00	40.00
YOGA - CITIZEN SERVICE CENTRE LIVELY 10 WEEKS 1 DAY PER	39.00	40.00
YOGA - LO-ELLEN SEC. 8 WEEKS 1 DAY PER	58.19	59.50
YOGA - ST. ANDREW SCHOOL 8 WEEKS 1 DAY PER	58.19	59.50
LINE DANCING 10 WEEKS 1 DAY PER	NO FEE	NO FEE
GOLF 4 WEEKS 1 DAY PER	60.36	61.75
KARATE 10 WEEKS 1 DAY PER	43.66	44.75
PING PONG, BADMINTON, BASKETBALL, FLOOR HOCKEY, VOLLEYBALL	2.00	2.00

CITY OF GREATER SUDBURY MISCELLANEOUS USER FEES	2002 FEES GST INCLUDED IF APPLICABLE \$	2003 FEES GST INCLUDED IF APPLICABLE \$
<u>CITIZEN AND LEISURE SERVICES DEPARTMENT</u> <u>FALL/WINTER LEISURE GUIDE (CON'T)</u>		
LEISURE LEARNING		
COMMUNITY ACCESS PROGRAM	NO FEE	NO FEE
COMPUTER LAB (per session)	2.00	2.00
VARIOUS INTRODUCTORY AND INTERMEDIATE COMPUTER CLASSES	26.00	26.50
FITNESS AND RECREATION CENTRES		
HOWARD ARMSTRONG RECREATION CENTRE - MEMBERSHIPS		
FACILITY (BUILDING ONLY) ADULT 12 MONTHS	154.89	158.50
FACILITY (BUILDING ONLY) ADULT 9 MONTHS	134.08	137.25
FACILITY (BUILDING ONLY) ADULT 6 MONTHS	104.15	106.50
FACILITY (BUILDING ONLY) ADULT 3 MONTHS	57.29	58.50
FACILITY (BUILDING ONLY) STUDENT 12 MONTHS	109.34	111.75
FACILITY (BUILDING ONLY) STUDENT 9 MONTHS	95.02	97.25
FACILITY (BUILDING ONLY) STUDENT 6 MONTHS	74.18	76.00
FACILITY (BUILDING ONLY) STUDENT 3 MONTHS	40.26	41.25
FACILITY (BUILDING ONLY) YOUTH/SENIOR 12 MONTHS	79.42	81.25
FACILITY (BUILDING ONLY) YOUTH/SENIOR 9 MONTHS	69.00	70.50
FACILITY (BUILDING ONLY) YOUTH/SENIOR 6 MONTHS	52.07	53.25
FACILITY (BUILDING ONLY) YOUTH/SENIOR 3 MONTHS	29.95	30.75
FACILITY (BUILDING ONLY) FAMILY 12 MONTHS	311.10	318.25
FACILITY (BUILDING ONLY) FAMILY 9 MONTHS	268.14	274.25
FACILITY (BUILDING ONLY) FAMILY 6 MONTHS	204.35	209.00
FACILITY (BUILDING ONLY) FAMILY 3 MONTHS	115.84	118.50
GENERAL(BLDG AND PROGRAMS) ADULT 12 MONTHS	249.92	255.75
GENERAL(BLDG AND PROGRAMS) ADULT 9 MONTHS	217.37	222.25
GENERAL(BLDG AND PROGRAMS) ADULT 3 MONTHS	165.33	169.25
GENERAL(BLDG AND PROGRAMS) STUDENT 12 MONTHS	173.13	177.00
GENERAL(BLDG AND PROGRAMS) STUDENT 9 MONTHS	151.00	154.50
GENERAL(BLDG AND PROGRAMS) STUDENT 3 MONTHS	114.56	117.25
GENERAL(BLDG AND PROGRAMS) YOUTH/SENIOR 12 MONTHS	124.97	127.75
GENERAL(BLDG AND PROGRAMS) YOUTH/SENIOR 9 MONTHS	108.04	110.50
GENERAL(BLDG AND PROGRAMS) YOUTH/SENIOR 3 MONTHS	82.00	84.00
GENERAL(BLDG AND PROGRAMS) FAMILY 12 MONTHS	495.92	507.25
SQUASH FACILITY (BLDG AND SQUASH) ADULT 12 MONTHS	235.58	241.00
SQUASH FACILITY (BLDG AND SQUASH) ADULT 6 MONTHS	164.93	168.75
SQUASH FACILITY (BLDG AND SQUASH) ADULT 3 MONTHS	115.84	118.50
SQUASH FACILITY (BLDG AND SQUASH) STUDENT 12 MONTHS	147.10	150.50
SQUASH FACILITY (BLDG AND SQUASH) STUDENT 6 MONTHS	103.02	105.50
SQUASH FACILITY (BLDG AND SQUASH) STUDENT 3 MONTHS	80.71	82.50
SQUASH FACILITY (BLDG AND SQUASH) YOUTH/SENIOR 12 MONTHS	110.53	113.00
SQUASH FACILITY (BLDG AND SQUASH) YOUTH/SENIOR 6 MONTHS	77.41	79.25
SQUASH FACILITY (BLDG AND SQUASH) YOUTH/SENIOR 3 MONTHS	57.29	58.50
SQUASH FACILITY (BLDG AND SQUASH) FAMILY 12 MONTHS	486.58	497.75
SQUASH FACILITY (BLDG AND SQUASH) FAMILY 6 MONTHS	340.68	348.50
SQUASH FACILITY (BLDG AND SQUASH) FAMILY 3 MONTHS	230.39	235.75
SQUASH (BLDG, SQUASH, PROGRAMS) ADULT 12 MONTHS	311.10	318.25
SQUASH (BLDG, SQUASH, PROGRAMS) ADULT 9 MONTHS	284.22	290.75
SQUASH (BLDG, SQUASH, PROGRAMS) ADULT 6 MONTHS	205.68	210.50
SQUASH (BLDG, SQUASH, PROGRAMS) STUDENT 12 MONTHS	218.70	223.75

CITY OF GREATER SUDBURY MISCELLANEOUS USER FEES	2002	2003
	FEE\$ GST INCLUDED IF APPLICABLE	FEE\$ GST INCLUDED IF APPLICABLE
<u>CITIZEN AND LEISURE SERVICES DEPARTMENT</u>		
<u>FALL/WINTER LEISURE GUIDE (CON'T)</u>		
HOWARD ARMSTRONG RECREATION CENTRE - MEMBERSHIPS		
SQUASH (BLDG, SQUASH, PROGRAMS) STUDENT 9 MONTHS	190.03	194.50
SQUASH (BLDG, SQUASH, PROGRAMS) STUDENT 6 MONTHS	142.58	145.75
SQUASH (BLDG, SQUASH, PROGRAMS) YOUTH/SENIOR 12 MONTHS	154.89	158.50
SQUASH (BLDG, SQUASH, PROGRAMS) YOUTH/SENIOR 9 MONTHS	135.37	138.50
SQUASH (BLDG, SQUASH, PROGRAMS) YOUTH/SENIOR 6 MONTHS	88.53	90.50
SQUASH (BLDG, SQUASH, PROGRAMS) FAMILY 12 MONTHS	620.87	635.25
SQUASH (BLDG, SQUASH, PROGRAMS) FAMILY 9 MONTHS	541.47	554.00
SQUASH (BLDG, SQUASH, PROGRAMS) FAMILY 6 MONTHS	410.03	419.50
PROGRAMS		
FITNESS SEPTEMBER SESSION 1	32.20	33.00
FITNESS SEPTEMBER SESSION 2	36.75	37.50
FITNESS FALL SESSION 1	53.00	54.25
FITNESS FALL SESSION 2	56.00	57.25
FITNESS WINTER SESSION	56.00	57.25
KARATE SEPTEMBER SESSION - ADULT MEMBERS	41.05	42.00
KARATE SEPTEMBER SESSION - ADULT NON-MEMBERS	87.21	89.25
KARATE SEPTEMBER SESSION - YOUTH MEMBERS	34.05	34.75
KARATE SEPTEMBER SESSION - YOUTH NON-MEMBERS	71.46	73.00
KARATE WINTER SESSION - ADULT MEMBERS	40.25	41.25
KARATE WINTER SESSION - ADULT NON-MEMBERS	85.50	87.50
KARATE WINTER SESSION - YOUTH MEMBERS	33.25	34.00
KARATE WINTER SESSION - YOUTH NON-MEMBERS	70.00	71.50
JUDO FALL SESSION - MEMBERS	34.05	34.75
JUDO FALL SESSION - NON-MEMBERS	71.55	73.25
JUDO WINTER SESSION - MEMBERS	33.25	34.00
JUDO WINTER SESSION - NON-MEMBERS	70.00	71.50
LINE DANCING SEPTEMBER SESSION	18.40	18.75
LINE DANCING FALL SESSION	56.00	57.25
LINE DANCING WINTER SESSION	56.00	57.25
GYMNASTICS FALL SESSION LEVELS 1 - 3	35.25	36.00
GYMNASTICS FALL SESSION LEVELS 4 - 6	43.00	44.00
GYMNASTICS WINTER SESSION LEVELS 1 - 3	35.25	36.00
GYMNASTICS WINTER SESSION LEVELS 4 - 6	43.00	44.00
STEP SEPTEMBER SESSION	36.75	37.50
STEP FALL AND WINTER SESSIONS	56.00	57.25
SQUASH FALL AND WINTER SESSION - ALL MEMBERS	23.41	24.00
SQUASH FALL AND WINTER SESSION - ADULT NON-MEMBERS	56.00	57.25
SQUASH FALL AND WINTER SESSION - YOUTH NON-MEMBERS	56.00	57.25
TOTAL BODY WORKOUT SEPTEMBER SESSION	23.41	24.00
TOTAL BODY WORKOUT FALL SESSION	56.00	57.25
TOTAL BODY WORKOUT WINTER SESSION	56.00	57.25
YOGA SEPTEMBER SESSION 1	32.20	33.00
YOGA SEPTEMBER SESSION 2	18.40	18.75
YOGA FALL SESSION	53.00	54.25
YOGA WINTER SESSION	56.00	57.25

CITY OF GREATER SUDBURY MISCELLANEOUS USER FEES	2002 FEES	2003 FEES
	GST INCLUDED IF APPLICABLE \$	GST INCLUDED IF APPLICABLE \$
<u>CITIZEN AND LEISURE SERVICES DEPARTMENT</u>		
<u>FALL/WINTER LEISURE GUIDE (CON'T)</u>		
BABYSITTING PUNCH CARDS (1 HOUR BABYSITTING SERVICE)		
5 X	12.50	12.75
10 X	22.50	23.00
15 X	56.25	57.50
PAY AS YOU GO 1 HOUR 1 CHILD	7.50	7.75
PAY AS YOU GO 1 HOUR 2 CHILDREN	5.50	5.75
PAY AS YOU GO 1 HOUR 3 CHILDREN	7.50	7.75
PAY AS YOU GO 1.5 HOURS 1 CHILD	5.25	5.25
PAY AS YOU GO 1.5 HOURS 2 CHILDREN	8.25	8.50
PAY AS YOU GO 1.5 HOURS 3 CHILDREN	11.25	11.50
RAYSIDE-BALFOUR WORKOUT CENTRE - MEMBERSHIPS		
SINGLE(15 YEARS +) 1 MONTH	35.70	36.50
SINGLE(15 YEARS +) 3 MONTHS	86.70	88.75
SINGLE(15 YEARS +) 6 MONTHS	147.90	151.25
SINGLE(15 YEARS +) 12 MONTHS	275.40	281.75
FAMILY(2 ADULTS,3 CHILDREN) 1 MONTH	61.20	62.50
FAMILY(2 ADULTS,3 CHILDREN) 3 MONTHS	137.70	140.75
FAMILY(2 ADULTS,3 CHILDREN) 6 MONTHS	234.60	240.00
FAMILY(2 ADULTS,3 CHILDREN) 12 MONTHS	453.90	464.25
SENIOR (55 YEARS+) 1 MONTH	25.50	26.00
SENIOR (55 YEARS+) 3 MONTHS	61.20	62.50
SENIOR (55 YEARS+) 6 MONTHS	102.00	104.25
SENIOR (55 YEARS+) 12 MONTHS	204.00	208.75
SENIOR COUPLE 1 MONTH	40.80	41.75
SENIOR COUPLE 3 MONTHS	102.00	104.25
SENIOR COUPLE 6 MONTHS	173.40	177.50
SENIOR COUPLE 12 MONTHS	306.00	313.00
DAY PASS	5.10	5.25
OLDER ADULTS		
WALK YOUR WAY TO WELLNESS (25 WEEKS 1 DAY PER)	76.00	77.75
MODERATE FITNESS (12 WEEKS 1 DAY PER)	40.00	41.00
POWER SKATING		
COUNTRYSIDE 10 CLASSES (Summer Ice)	98.35	100.50
COUNTRYSIDE, T.M DAVIES, CARMICHAEL, BARRYDOWNE 10 CLASSES (Fall Ice)	84.90	86.75
SHINNY HOCKEY		
ADULT DAILY FEE	5.00	5.00
ADULT TICKETS (10)	40.00	41.00
PENSIONERS DAILY FEE	3.00	3.00
PENSIONERS TICKETS (10)	20.00	20.50

CITY OF GREATER SUDBURY MISCELLANEOUS USER FEES	2002 FEES GST INCLUDED IF APPLICABLE \$	2003 FEES GST INCLUDED IF APPLICABLE \$
<u>CITIZEN AND LEISURE SERVICES DEPARTMENT</u>		
<u>FALL/WINTER LEISURE GUIDE (CON'T)</u>		
POOLS		
PUBLIC SWIMMING		
FALCONBRIDGE RECREATION CENTRE - PER SESSION	1.75	1.75
GATCHELL POOL, NICKEL DISTRICT POOL		
ADULT SINGLE	3.25	3.25
ADULT 10 VISIT PASS	30.00	30.75
ADULT 3 MONTH PASS	65.00	66.50
SENIOR (60 +) SINGLE	2.75	2.75
SENIOR (60+) 10 VISIT PASS	25.00	25.50
SENIOR (60+) 3 MONTH PASS	50.00	51.25
STUDENT SINGLE	2.75	2.75
STUDENT 10 VISIT PASS	25.00	25.50
FAMILY SINGLE	6.75	7.00
FAMILY 10 VISIT PASS	59.00	60.25
HOWARD ARMSTRONG RECREATION CENTRE		
ADULT SINGLE	2.55	2.50
ADULT 10 VISIT PASS	16.86	17.25
CHILD SINGLE	1.65	1.75
CHILD 10 VISIT PASS	11.20	11.50
SENIOR (60+) SINGLE	1.65	1.75
SENIOR (60+) 10 VISIT PASS	11.20	11.50
STUDENT SINGLE	2.10	2.25
STUDENT 10 VISIT PASS	13.39	13.75
FAMILY SINGLE	5.85	6.00
POOL RENTALS		
FALCONBRIDGE REC CENTRE (per hour includes lifeguard)	36.00	36.75
GATCHELL , NICKEL DISTRICT POOLS (per hour includes 2 lifeguards)	80.00	81.75
ONAPING FALLS POOL (per hour includes lifeguards)	25.50	26.00
HOWARD ARMSTRONG RECREATION CENTRE - 1 TO 25 PEOPLE (per hour)	53.66	55.00
HOWARD ARMSTRONG RECREATION CENTRE - 26 TO 60 PEOPLE (per hour)	65.59	67.00
HOWARD ARMSTRONG RECREATION CENTRE - 61 TO 100 PEOPLE (per hour)	77.52	79.25

CITY OF GREATER SUDBURY MISCELLANEOUS USER FEES	2002 FEES GST INCLUDED IF APPLICABLE \$	2003 FEES GST INCLUDED IF APPLICABLE \$
<p><u>CITIZEN AND LEISURE SERVICES DEPARTMENT</u> <u>FALL/WINTER LEISURE GUIDE (CON'T)</u></p> <p>SWIMMING LESSONS</p> <p>GATCHELL, NICKEL DISTRICT POOLS AQUATOTS (4 - 24 Months) 43.90 45.00 AQUAJUNIOR LEVELS 1 TO 4 (3 - 5 Years) 43.90 45.00 AQUAQUEST LEVELS 1 TO 12 (ages 6 and over) 43.00 44.00 BRONZE STAR 50.00 51.25 WATER WAYS SCUBA RANGERS - FIRST REGISTRATION 99.00 101.25 WATER WAYS SCUBA RANGERS - ADDITIONAL REGISTRATIONS 79.00 80.75 ENDURANCE SWIM 43.90 45.00 AQUA ADULT 43.90 45.00 AQUACISE OR AQUA THERAPY ADULTS 1 VISIT 7.00 7.25 ADULTS 5 VISITS 30.60 31.25 ADULTS 10 VISITS 56.10 57.50 ADULTS 15 VISITS 79.50 81.25 ADULTS 20 VISITS 102.00 104.25 ADULTS 40 VISITS 163.20 167.00 SENIORS 5 VISITS 25.50 26.00 SENIORS 10 VISITS 45.90 47.00 SENIORS 15 VISITS 64.25 65.75 SENIORS 20 VISITS 81.60 83.50 SENIORS 40 VISITS 122.40 125.25</p> <p>HOWARD ARMSTRONG RECREATION CENTRE GYM AND SWIM (Ages 1 - 3) 56.00 57.25 AQUATOTS (4 - 36 Months) SEPTEMBER SESSION 30.50 31.25 AQUATOTS (4 - 36 Months) FALL/WINTER SESSIONS 35.25 36.00 AQUATOTS LEVELS 2 TO 4 (3 - 5 Years) SEPTEMBER SESSION 30.50 31.25 AQUATOTS LEVELS 2 TO 4 (3 - 5 Years) FALL/WINTER SESSIONS 35.25 36.00 AQUAQUEST LEVELS 1 TO 12 (ages 6 and over) SEPTEMBER (Mon/Wed) 26.75 27.25 AQUAQUEST LEVELS 1 TO 12 (ages 6 and over) SEPTEMBER (Tues/Thurs) 30.50 31.25 AQUAQUEST LEVELS 1 TO 12 (ages 6 and over) FALL (Mon/Wed) 31.00 31.75 AQUAQUEST LEVELS 1 TO 12 (ages 6 and over) FALL (Tues/Thurs) 35.00 35.75 AQUAQUEST LEVELS 1 TO 12 (ages 6 and over) WINTER 37.75 38.50 JUNIOR LIFEGUARD, SWIM PATROL ROOKIE/RANGER/STAR 43.00 44.00 TEEN LESSONS/TEEN MASTERS, SYNCHRO 37.75 38.50 AQUA ADULT SEPTEMBER SESSION (Mon/Wed) 31.50 32.25 AQUA ADULT SEPTEMBER SESSION (Tues/Thurs) 36.00 36.75 AQUA ADULT FALL/WINTER SESSIONS 56.00 57.25 MASTERS SEPTEMBER SESSION 31.50 32.25 MASTERS FALL/WINTER SESSIONS 56.00 57.25 AQUACISES SEPTEMBER SESSION (Mon/Wed) 31.50 32.25 AQUACISES SEPTEMBER SESSION (Tues/Thurs) 36.00 36.75 AQUACISES FALL SESSION (Mon/Wed) 53.00 54.25 AQUACISES FALL SESSION (Tues/Thurs) 56.00 57.25 AQUACISES WINTER SESSION 56.00 57.25 ARTHRITIS SOCIETY SEPTEMBER SESSIONS 36.00 36.75 ARTHRITIS SOCIETY FALL/WINTER SESSIONS 56.00 57.25</p>		

CITY OF GREATER SUDBURY MISCELLANEOUS USER FEES	2002 FEES GST INCLUDED IF APPLICABLE \$	2003 FEES GST INCLUDED IF APPLICABLE \$
<u>CITIZEN AND LEISURE SERVICES DEPARTMENT</u>		
<u>FALL/WINTER LEISURE GUIDE (CON'T)</u>		
ONAPING FALLS POOL		
PARENTS AND BABIES (7 - 24 months) SWIM	25.00	25.50
PARENTS AND TOTS SWIM	25.00	25.50
AQUAQUEST LEVELS 1 TO 12 (ages 6 and over)	32.10	32.75
ADULT LEARN TO SWIM	42.80	43.75
ADULT STROKE IMPROVEMENT	42.80	43.75
AQUACISE	85.60	87.50
LIFESAVING PROGRAMS		
BRONZE MEDALLION SENIOR RESUSCITATION	92.02	94.25
BRONZE CROSS	93.89	96.00
NATIONAL LIFEGUARD SERVICE	163.71	167.50
RED CROSS LEADERS	115.56	118.25
BRONZE MEDALLION - HOWARD ARMSTRONG CENTRE	71.69	73.25
BRONZE CROSS - HOWARD ARMSTRONG CENTRE	71.69	73.25
PUBLIC SKATING		
BARRYDOWNE, CARMICHAEL, COUNTRYSIDE, MCCLELLAND		
YOUTH	2.00	2.00
ADULT	2.50	2.50
FAMILY	5.00	5.00
SENIOR	2.00	2.00
PARENTS AND TOTS (child free)	2.00	2.00
CAPREOL		
YOUTH	1.25	1.25
ADULT	1.75	1.75
FAMILY	4.00	4.00
SENIOR	1.00	1.00
PARENTS AND TOTS (child free)	1.00	1.00
CENTENNIAL, RAYMOND PLOURDE		
YOUTH	2.00	2.00
ADULT	2.25	2.25
CHELMSFORD, DR. EDGAR LECLAIR		
YOUTH	1.75	1.75
ADULT	2.75	2.75
FAMILY SEASON PASS	65.00	66.50
CONISTON, FALCONBRIDGE, GARSON		
YOUTH	1.00	1.00
ADULT	2.00	2.00
PARENTS AND TOTS (child free)	1.00	1.00
FAMILY SEASON PASS	30.00	30.75

CITY OF GREATER SUDBURY MISCELLANEOUS USER FEES	2002 FEES GST INCLUDED IF APPLICABLE \$	2003 FEES GST INCLUDED IF APPLICABLE \$
<u>CITIZEN AND LEISURE SERVICES DEPARTMENT</u>		
<u>FALL/WINTER LEISURE GUIDE (CON'T)</u>		
PUBLIC SKATING		
T.M.DAVIES		
YOUTH	2.00	2.00
ADULT	2.75	2.75
FAMILY	5.50	5.75
SENIOR	2.25	2.25
PARENTS AND TOTS (child free)	2.00	2.00
FAMILY SEASON PASS	30.00	30.75
SINGLE SEASON PASS	15.00	15.25
SKATING LESSONS		
OUTDOOR CANSKATE		
CANSKATE COACHES CLINIC, CELEBRATION PRACTICE	15.00	15.25
CANSKATE CELEBRATION	20.00	20.50
FUNSKATE FOR CHILDREN	32.64	33.50
DOWNHILL SKIING AND SNOWBOARDING		
ADANAC FAMILY SKI HILL		
FULL DAY RATES	20.00	20.50
HALF DAY RATES	12.00	12.25
SKIING - TRACK THREE PROGRAM	54.00	55.25
CAPREOL SKI HILL		
DAILY TOW FEES (14 and under)	6.00	6.25
DAILY TOW FEES (15 and over)	7.00	7.25
SEASON MEMBERSHIP (14 and under)	80.00	81.75
SEASON MEMBERSHIP (15 and over)	100.00	102.25
SEASON MEMBERSHIP (family)	190.00	194.25
YOUTH GENERAL INTEREST		
ADVENTURE WALL CLIMBING	62.00	63.50
AFTER SCHOOL PROGRAM(ages 5 to 12)		
DAILY	10.75	11.00
WEEKLY	35.00	35.75
8 WEEK SESSION	206.50	211.25
7 WEEK SESSION	161.50	165.25
BABYSITTING COURSE	30.00	30.75
BABYSITTER TRAINING	42.00	43.00
CRAFTS FOR KIDS, DRAWING FOR KIDS	42.00	43.00
MARCH BREAK DAY CAMP - DAILY	25.00	25.50
MARCH BREAK DAY CAMP - WEEK	80.00	81.75
GYMNASTICS - CAPREOL MLENNIUM RESOURCE CENTRE	42.00	43.00
HIP HOP, KIDS KUISINE - CAPREOL MLENNIUM RESOURCE CENTRE	42.00	43.00
YOUTH GOLF	36.00	36.75
JUNIOR SQUASH CLUB - DOWLING	20.90	21.50

CITY OF GREATER SUDBURY MISCELLANEOUS USER FEES	2002 FEES GST INCLUDED IF APPLICABLE \$	2003 FEES GST INCLUDED IF APPLICABLE \$
<u>CITIZEN AND LEISURE SERVICES DEPARTMENT</u> <u>SPRING/SUMMER LEISURE GUIDE</u> SUMMER DAY CAMPS CAMP SUDACA SPRING SAMPLER CAMP (4 Saturdays) 62.00 63.50 SUMMER - 1 WEEK SPECIAL 97.00 99.25 SUMMER - 2 WEEKS WITH HOLIDAY 156.00 159.50 SUMMER - 2 WEEKS REGULAR 173.00 177.00 CAMP RENTALS 138.78 142.00 C.I.T. LEADERSHIP PROGRAMS 174.00 178.00 CAMP WASSAKWA SUMMER - 2 WEEKS (Sessions 1 & 3) 110.00 112.50 SUMMER - 2 WEEKS (Sessions 2 & 4) 121.00 123.75 SUMMER - 1 WEEK SESSION 65.00 66.50 SENSATIONAL SUMMER DAY CAMP SPORTS SAMPLER CAMP - 10 DAY SESSION 165.35 169.25 SPORTS SAMPLER CAMP - 9 DAY SESSION 148.81 152.25 CREATIVE ARTS CAMP - 10 DAY SESSION 165.35 169.25 CREATIVE ARTS CAMP - 9 DAY SESSION 148.81 152.25 CO-ED MINI SOCCER TOURNAMENT 11.30 11.50 BEACH VOLLEYBALL TOURNAMENT 7.00 7.25 HOWARD ARMSTRONG RECREATION CENTRE WEEKLY - 5 DAY SESSION 80.00 81.75 WEEKLY - 4 DAY SESSION 65.00 66.50 DAILY 25.00 25.50 EXTRA ONE-HALF HOUR 1.00 1.00 RAYSIDE-BALFOUR PLAYCENTRE PROGRAM BEFORE JUNE 1 5 DAY SESSIONS PER CHILD 60.00 61.50 4 DAY SESSIONS PER CHILD 57.00 58.25 5 DAY SESSIONS PER CHILD (2 or more children) 50.00 51.25 4 DAY SESSIONS PER CHILD (2 or more children) 48.00 49.00 AFTER JUNE 1 5 DAY SESSIONS PER CHILD 70.00 71.50 4 DAY SESSIONS PER CHILD 57.00 58.25 5 DAY SESSIONS PER CHILD (2 or more children) 60.00 61.50 4 DAY SESSIONS PER CHILD (2 or more children) 48.00 49.00		

CITY OF GREATER SUDBURY MISCELLANEOUS USER FEES	2002 FEES GST INCLUDED IF APPLICABLE \$	2003 FEES GST INCLUDED IF APPLICABLE \$
<u>CITIZEN AND LEISURE SERVICES DEPARTMENT</u> <u>SPRING/SUMMER LEISURE GUIDE (CON'T)</u>		
NEIGHBOURHOOD PLAYGROUNDS		
PLAYGROUND PROGRAMS - 9 WEEKS SINGLE	72.00	73.75
PLAYGROUND PROGRAMS - 9 WEEKS FAMILY	140.00	143.25
SUPERVISED LUNCH FEE PER WEEK - SINGLE	16.00	16.25
SUPERVISED LUNCH FEE PER WEEK - FAMILY	27.00	27.50
LEADERS IN TRAINING (ages 13-16) 35 HOUR SESSION	100.00	102.25
INTEGRATED PLAYGROUNDS - 9 WEEKS	72.00	73.75
TRANSPORTATION - 10 DAY SESSION	52.00	53.25
TRANSPORTATION - 9 DAY SESSION	47.00	48.00
DEVELOPMENTAL SUMMER CENTRE - 10 DAY SESSIONS	52.00	53.25
DEVELOPMENTAL SUMMER CENTRE - 9 DAY SESSIONS	47.00	48.00
DEVELOPMENTAL SUMMER CENTRE - 5 DAY SESSIONS	26.00	26.50
TRANSPORTATION - 10 DAY SESSION	52.00	53.25
TRANSPORTATION - 9 DAY SESSION	47.00	48.00
CAPREOL MILLENNIUM RESOURCE CENTRE 6 WEEK SESSION	60.00	61.50
ADULT INTEREST PROGRAMS		
AEROBICS, CERAMICS, CIRCUIT TRAINING	54.50	55.75
EXCEL - INTRODUCTORY, INTERNET	54.50	55.75
PHOTOGRAPHY, UPHOLSTERY	54.50	55.75
GOLF - 4 SESSIONS	60.61	62.00
FLOOR HOCKEY, BADMINTON, BASKETBALL, GOLF (per session)	2.00	2.00
VOLLEYBALL, TABLE TENNIS (per session)	2.00	2.00
MS. FITS - 11 WEEKS - 1 DAY PER	32.00	32.75
MS. FITS - 11 WEEKS - 2 DAYS PER	62.62	64.00
MS. FITS - 11 WEEKS - 3 DAYS PER	86.16	88.25
WALKING - ADULTS AND SENIORS	22.00	22.50
YOGA 10 WEEKS 1 DAY PER	73.00	74.75
YOGA 6 WEEKS 1 DAY PER	23.00	23.50
TENNIS - 7 WEEKS 2 DAYS PER	17.00	17.50
YOUTH PROGRAMS		
ADVENTURE WALL CLIMBING	62.00	63.50
AFTER FOUR SCHOOL PROGRAM- 8 WEEK SESSION (first child)	201.50	206.25
AFTER FOUR SCHOOL PROGRAM- 8 WEEK SESSION (add'l child)	157.50	161.00
AFTER FOUR SCHOOL PROGRAM- DAILY	10.50	10.75
AFTER FOUR SCHOOL PROGRAM- WEEKLY	34.00	34.75
BABYSITTING COURSE	30.00	30.75
BABYSITTER TRAINING, CRAFTS FOR KIDS, DRAWING,	41.00	42.00
GOLF - 4 SESSIONS	36.00	36.75
GYMNASTICS - BEGINNER AND INTERMEDIATE	41.00	42.00
HIP HOP DANCE, KIDS KUISINE, SEWING	41.00	42.00
PLAYGROUP - PER SESSION	1.75	1.75
KARATE - 8 WEEKS 1 DAY PER (children)	12.84	13.25
KARATE - 8 WEEKS 1 DAY PER (adults)	25.68	26.25
MOUNTAIN BIKING	42.00	43.00

CITY OF GREATER SUDBURY MISCELLANEOUS USER FEES	2002 FEES GST INCLUDED IF APPLICABLE \$	2003 FEES GST INCLUDED IF APPLICABLE \$
<u>CITIZEN AND LEISURE SERVICES DEPARTMENT</u>		
<u>SPRING/SUMMER LEISURE GUIDE (CON'T)</u>		
FITNESS CENTRES		
HOWARD ARMSTRONG RECREATION CENTRE		
SQUASH - MEMBERS	23.15	23.75
SQUASH - ADULT	54.87	56.25
SQUASH - YOUTH	54.87	56.25
JUDO - MEMBERS	33.39	34.25
JUDO - NON-MEMBERS	70.15	71.75
KARATE - YOUTH MEMBERS	33.39	34.25
KARATE- ADULT MEMBERS	40.25	41.25
KARATE - YOUTH NON-MEMBERS	70.06	71.75
KARATE - ADULT NON-MEMBERS	85.50	87.50
GYMNASTICS (various levels)	34.56	35.25
PHYSICAL PROGRAMS (FITNESS, STEP, LINE DANCING, YOGA, TOTAL WORKOUT)		
SPRING SESSION	54.87	56.25
JUNE MINI-SESSION	36.02	36.75
AUGUST MINI-SESSION (Monday)	31.50	32.25
AUGUST MINI-SESSION (Tuesday)	36.02	36.75
DOWLING CIVIC LEISURE CENTRE		
DAILY FEES	3.00	3.00
10 VISIT PUNCH CARD	25.00	25.50
ADULT MEMBERSHIP - 1 MONTH	30.00	30.75
ADULT MEMBERSHIP - 3 MONTHS	75.00	76.75
ADULT MEMBERSHIP - 6 MONTHS	145.00	148.25
ADULT MEMBERSHIP - 8 MONTHS	195.00	199.50
ADULT MEMBERSHIP - JUNE ONLY	20.00	20.50
STUDENT/SENIOR MEMBERSHIP - 1 MONTH	20.00	20.50
STUDENT/SENIOR MEMBERSHIP - 3 MONTHS	50.00	51.25
STUDENT/SENIOR MEMBERSHIP - 6 MONTHS	95.00	97.25
STUDENT/SENIOR MEMBERSHIP - 8 MONTH	135.00	138.00
STUDENT/SENIOR MEMBERSHIP - JUNE ONLY	20.00	20.50
FAMILY MEMBERSHIPS - 8 MONTHS	460.00	470.50
SQUASH COURT FEES		
ADULT DAILY	6.00	6.25
SENIOR/STUDENT DAILY	5.00	5.00
10 VISIT PUNCH CARD	40.00	41.00
ADULT 3 MONTH MEMBERSHIP	110.00	112.50
STUDENT 3 MONTH MEMBERSHIP	65.00	66.50
JR. SQUASH 3 MONTH MEMBERSHIP	50.00	51.25
ADULT 6 MONTH MEMBERSHIP	190.00	194.25
STUDENT 6 MONTH MEMBERSHIP	110.00	112.50
JR. SQUASH 6 MONTH MEMBERSHIP	90.00	92.00
SPRING AND SUMMER POOLS		
GATCHELL AND NICKEL DISTRICT		
SPRING 8 LESSONS	43.00	44.00
SUMMER 9 LESSONS	48.00	49.00
SUMMER 10 LESSONS	54.00	55.25
(includes Aquatots, Aquajunior, Aquaquest)		

CITY OF GREATER SUDBURY MISCELLANEOUS USER FEES	2002 FEES GST INCLUDED IF APPLICABLE \$	2003 FEES GST INCLUDED IF APPLICABLE \$
<u>CITIZEN AND LEISURE SERVICES DEPARTMENT</u>		
<u>SPRING/SUMMER LEISURE GUIDE (CON'T)</u>		
HOWARD ARMSTRONG RECREATION CENTRE		
SPRING SESSION	34.56	35.25
JUNE MINI SESSION	29.91	30.50
AUGUST MINI SESSION (Mon/Wed)	26.18	26.75
AUGUST MINI SESSION (Tues/Thurs)	29.91	30.50
(includes Aquatots, Aquaquest 1-8, Rookie, Ranger.Star)		
SPRING SESSION (Aquaquest 9 - 12)	36.98	37.75
JUNE MINI SESSION (Aquaquest 9 - 12)	32.00	32.75
TEEN LESSONS/MASTERS	36.98	37.75
SYNCHRO	54.87	56.25
GYM AND SWIM	54.87	56.25
AQUA ADULTS/MASTERS	54.87	56.25
AQUACISES	54.87	56.25
ARTHRITIS SOCIETY	36.02	36.75
<u>RENTAL EXTRA FEE LISTING</u>		
AMPHITHEATRE SIGN WEEKEND FEE - extra day	22.67	23.19
AZILDA ARENA CHAIR RENTAL PUBLIC	1.02	1.04
AZILDA ARENA CHAIR RENTAL RECOGNIZED ASSOC.	0.51	0.52
AZILDA ARENA STAGE RENTAL	25.64	26.23
AZILDA ARENA TABLE RENTAL PUBLIC	5.13	5.25
AZILDA ARENA TABLE RENTAL RECOGNIZED ASSOC.	3.07	3.14
BALLFIELD MINOR PER CHILD WA	7.49	7.66
CAMP SUDACA KAYAK/CANOE RENTAL	10.98	11.23
CAMP SUDACA OVERNIGHT	55.98	57.27
CASH BOXES WA	5.49	5.62
CHELMSFORD ARENA HALL SUPERVISION WAGES	9.94	10.17
CHELMSFORD ARENA HALL BARTENDER WAGES	9.99	10.22
CHELMSFORD ARENA SECURITY WAGE RECOVERY	9.22	9.43
DOWLING CATERERS FEE OVER 200 PERSONS	205.19	209.91
DOWLING CATERERS FEE UP TO 200 PERSONS	128.24	131.19
DOWLING CATERERS FEE UP TO 50 PERSONS	76.94	78.71
DOWLING KITCHEN COFFEE/SANDWICHES	25.65	26.24
DOWLING/ONAPING FEE/CHAIRS AFTER 10	0.55	0.56
DOWLING/ONAPING FEE/TABLE AFTER 10	1.09	1.12
DOWLING/ONAPING RENTAL OF 10 CHAIRS	10.98	11.23
DOWLING/ONAPING RENTAL OF 10 TABLES	27.45	28.08
FIELD HOUSE WA	87.83	89.85
FIELD HOUSE WITH LIQUOR LICENCE WA	205.29	210.01
FLAT RATE CAPITAL REFURBISHMENT FEE SU	5.49	5.62
FLIP CHART WA	16.47	16.85

CITY OF GREATER SUDBURY MISCELLANEOUS USER FEES	2002 FEES GST INCLUDED IF APPLICABLE \$	2003 FEES GST INCLUDED IF APPLICABLE \$
<u>CITIZEN AND LEISURE SERVICES DEPARTMENT</u> <u>RENTAL EXTRA FEE LISTING (CON'T)</u> HALL 2001 MENU HOT LUNCHEON AZ/CH HALL 2001 MENU HOT UKRAINIAN AZ/CH HALL 2001 MENU ROAST BEEF AZ/CH HALL 2001 MENU ROAST CHICKEN AZ/CH HALL 2001 MENU ROAST TURKEY AZ/CH HALL 2001 MENU SMORG BUFFET AZ/CH HALL BAR ICE ARENA WA HALL BAR RENTAL ARENA WA HALL BAR RENTAL FIELDING MEM. PARK WA HALL BAR RENTAL KINSMEN WA HALL BARTENDER 4 PMRB HALL BARTENDER 7 PMRB HALL BARTENDER CA HALL BARTENDER NC HALL BARTENDER WA HALL BARTENDER WAGES AZ/CH HALL CAPREOL SOCAN HALL CHELMSFORD SECURITY WAGE HALL COFFEE MAKER/FRIDGE PRIME RENT. RB HALL CONTRACT REVISION AZ/RB HALL DR. EDGAR LECLAIR SECURITY WAGES HALL DR. E. LECLAIR/CHELM BONAFIDE SET UP RB HALL DR. E. LECLAIR/CHELM NON-BONAFIDE SET UP RB HALL KITCHEN ARENA WA HALL KITCHEN CLEAN FLANAGAN AZ/CH HALL KITCHEN KINSMEN WA HALL KITCHEN RECREATION CENTRE VE HALL KITCHEN SUPERVISION AZ/RB HALL LINEN HEAD TABLE PACKAGE AZ/CH HALL LINEN TABLE CLOTH AZ/CH HALL PAPER TABLE CLOTH ARENA WA HALL PAPER TABLE CLOTH FMP WA HALL PAPER TABLE CLOTH KINSMEN WA HALL PROGRAMS ANNUAL ADM. FEE RB HALL SETUP ARENA WA HALL SETUP FMP/OTHER WA HALL SETUP KINSMEN WA HALL TEEN DANCE AWAY INSURANCE DEPOSIT RB LARGE LIGHTING CHARGE LAURENTIAN TRACK SURCHARGE FEE 50% ONAPING KITCHEN COFFEE/SANDWICHES ONAPING DOWNSTAIRS AREA OVERHEAD PROJECTOR WA SCREEN WA SLIDE PROJECTOR WA SMALL LIGHT CHARGE SU SOCCER MINOR PER CHILD WA	11.79 17.84 16.19 16.19 16.19 14.54 19.75 54.89 27.45 54.89 104.29 76.85 10.25 10.25 10.03 10.26 61.58 9.94 60.38 10.98 9.94 54.89 65.87 54.89 51.30 54.89 54.89 7.78 64.20 2.19 12.07 12.07 12.07 43.91 109.78 54.89 82.12 109.78 45.90 0.55 54.89 54.89 37.32 16.47 27.45 38.54 6.00	12.06 18.25 16.56 16.56 16.56 14.87 20.20 56.15 28.08 56.15 106.69 78.62 10.49 10.49 10.26 10.50 63.00 10.17 61.77 11.23 10.17 56.15 67.39 56.15 52.48 56.15 56.15 7.96 65.68 2.24 12.35 12.35 12.35 44.92 112.30 56.15 84.01 112.30 46.96 0.56 56.15 56.15 38.18 16.85 28.08 39.43 6.14

CITY OF GREATER SUDBURY MISCELLANEOUS USER FEES	2002 FEES GST INCLUDED IF APPLICABLE \$	2003 FEES GST INCLUDED IF APPLICABLE \$
<u>CITIZEN AND LEISURE SERVICES DEPARTMENT</u>		
<u>RENTAL EXTRA FEE LISTING (CON'T)</u>		
SUDBURY ARENA CHAIR RENTAL	1.64	1.68
SUDBURY ARENA STAGE RENTAL PST EXEMPT	32.93	33.69
SUDBURY ARENA STAGE SECTION	32.93	33.69
SUDBURY ARENA STAGE STAIRS WITH RAIL	21.96	22.47
SUDBURY ARENA TABLE RENTAL	6.58	6.73
TV VCR WA	54.89	56.15
YOUTH PARTICIPANTS FEE	16.00	16.37
HALL KEY DEPOSIT WA	10.98	11.23
<u>CAMPING</u>		
<u>WHITEWATER LAKE TRAILER PARK</u>		
DAILY	22.00	22.50
WEEKLY	86.00	88.00
MONTHLY	234.00	239.50
SEASON	625.00	639.50
TENT/DAILY	15.00	15.25
<u>CENTENNIAL PARK</u>		
OVERNIGHT RATES		
NO SERVICES - RESIDENTS	16.90	17.25
NO SERVICES - NON-RESIDENTS	19.00	19.50
NO SERVICES - RESIDENTS/SENIORS (65+)	13.85	14.25
NO SERVICES - NON-RESIDENTS/SENIORS (65+)	13.85	14.25
FULL SERVICES - RESIDENTS	19.25	19.75
FULL SERVICES - NON-RESIDENTS	20.50	21.00
FULL SERVICES - RESIDENTS/SENIORS (65+)	15.65	16.00
FULL SERVICES - NON-RESIDENTS/SENIORS (65+)	15.65	16.00
SEASONAL RATES		
SEASONAL - RESIDENTS	760.00	777.50
SEASONAL - NON-RESIDENTS	860.00	879.75
SEASONAL - RESIDENTS/SENIORS (65+)	708.00	724.25
SEASONAL - NON-RESIDENTS/SENIORS (65+)	708.00	724.25
MONTHLY RATES		
MONTHLY - RESIDENTS	293.00	299.75
MONTHLY - NON-RESIDENTS	318.00	325.25
MONTHLY - RESIDENTS/SENIORS (65+)	267.00	273.25
MONTHLY - RESIDENTS/SENIORS (65+)	267.00	273.25
DAY USE RATES		
DAY USE - SEASONAL NON-RESIDENTS	62.00	63.50
DAY USE - NON-RESIDENTS (PER CAR)	7.50	7.75
PAVILLION DAY USE - RESIDENTS/NON-RESIDENTS	103.01	105.50
BUS PERMIT - NON-RESIDENTS	40.00	41.00
OTHER RATES		
SEWAGE DUMPING (OFF STREET)	5.00	5.00
FIREWOOD BASKET	5.35	5.50

CITY OF GREATER SUDBURY MISCELLANEOUS USER FEES	2002 FEES GST INCLUDED IF APPLICABLE \$	2003 FEES GST INCLUDED IF APPLICABLE \$
<p><u>PARKING</u></p> <p>PAY AND DISPLAY LOTS (Arena & Annex, Mackenzie, Shaughnessy & Theatre)</p> <p>HOURLY RATE (per half-hour) 0.50 0.50</p> <p>DAILY MAXIMUM 5.00 5.00</p> <p>WEEKLY RATE (Arena & Annex, Shaughnessy & Theatre) 20.00 20.00</p> <p>MONTHLY RATE (Arena & Annex, Shaughnessy & Theatre) 50.00 50.00</p> <p>MONTHLY RATE (Mackenzie) 30.00 30.00</p> <p>ATTENDED LOTS</p> <p>BEECH HOURLY RATE (first 2 hours) NO FEE NO FEE</p> <p>BEECH HOURLY RATE (per half-hour after 2 hours) 0.50 0.50</p> <p>CENTER FOR LIFE (per half-hour) 0.50 0.50</p> <p>TOM DAVIES SQUARE GARAGE (per half-hour first 2 hours) 0.50 0.50</p> <p>TOM DAVIES SQUARE GARAGE (per half-hour after 2 hours) 0.65 0.65</p> <p>FARMERS MARKET HOURLY RATE (first 2 hours) NO FEE NO FEE</p> <p>FARMERS MARKET HOURLY RATE (per half-hour after 2 hours) 0.50 0.50</p> <p>BEECH DAILY MAXIMUM 5.00 5.00</p> <p>CENTRE FOR LIFE DAILY MAXIMUM 10.00 10.00</p> <p>TOM DAVIES SQUARE GARAGE DAILY MAXIMUM 12.40 12.40</p> <p>FARMERS MARKET DAILY MAXIMUM 5.00 5.00</p> <p>BEECH WEEKLY RATE 20.00 20.00</p> <p>FARMERS MARKET WEEKLY RATE 20.00 20.00</p> <p>BEECH MONTHLY RATE 65.00 65.00</p> <p>TOM DAVIES SQUARE GARAGE MONTHLY RATE 100.00 100.00</p> <p>FARMERS MARKET MONTHLY RATE 65.00 65.00</p> <p>MISCELLANEOUS LOTS</p> <p>CP LOT MONTHLY RATE 30.00 30.00</p> <p>TELETECH LOT (ELMAND LORNE) MONTHLY RATE 5,350.00 5,350.00</p> <p>METERED LOTS AND ON-STREET METERS</p> <p>64 LISGAR, MEDINA LANE, LARCH, FARMERS MARKET (per half-hour) 0.50 0.50</p> <p>ALL ON-STREET METERS (per half-hour) 0.50 0.50</p>		

Request for Decision City Council





Type of Decision									
Meeting Date	December 12, 2002				Report Date	December 5, 2002			
Decision Requested		Yes	<input checked="" type="checkbox"/>	No	Priority	<input checked="" type="checkbox"/>	High		Low
	Direction Only				Type of	<input checked="" type="checkbox"/>	Open		Closed

Report Title
2003 Water and Wastewater Rates and Charges

Policy Implication + Budget Impact	
	This report and recommendation(s) have been reviewed by the Finance Division and the funding source has been identified.
N/A	
	Background Attached

Recommendation
N/A
Recommendation Continued

Recommended by the General Manager
 D. Wukshin General Manager of Corporate Services and Acting General Manager of Emergency Services


Recommended by the C.A.O.
 M. Mieto Chief Administrative Officer

Report Prepared By



C. Mahaffy
Manager of Financial Planning & Policy/Deputy Treasurer

Division Review



S. Jonasson
Director of Finance/City Treasurer

Under By-law 2001-138F, Council established a new rate structure policy that provides for the full recovery of both water and wastewater costs and allows for a sustainable capital asset management plan. In accordance with this policy and by-law, the water and wastewater rates for 2003 will be as follows:

Water rates -	per cubic metre	\$0.67 representing a 9.8% increase
	service charge	various rates, depending on meter size but all reflecting the same 9.8% increase
	miscellaneous	various charges (e.g. sprinkler, hydrant charges) all reflecting the inflationary increase of 2.3%

Wastewater rate - remains at 116% of the water bill.

Due to time constraints imposed on Finance staff in endeavouring to adhere to budget schedules, KPMG were once again asked to develop water and wastewater rates for 2003, in accordance with the policy adopted by Council in 2001.

The attached report from KPMG outlines the water and wastewater rates for 2003 and provides a detailed explanation of how the rates were developed.

A number of factors have caused the water rates to increase by a greater amount than inflation, chiefly:

- ▶ the expenses related to compliance with the onerous regulations passed by the Province (O'Connor Inquiry) with regard to water treatment
- ▶ maintaining the sustainable capital assets management plan
- ▶ substantial increases in energy costs
- ▶ reduced consumption
- ▶ in addition, further regulations are expected in 2003 as a result of the O'Connor Inquiry (Walkerton).

Wastewater charges have also increased by a similar rate due to:

- ▶ substantial increases in energy costs (wastewater treatment uses considerably more energy than water treatment)
- ▶ maintaining the sustainable capital assets management plan
- ▶ reduced consumption

Indications from other communities are that Sudbury is not alone in having a substantial rate increase. Other municipalities are also experiencing the same type of increases, for similar reasons.

It is very important that Council pass this By-law at this time. Once the Municipal Act 2001 is in place on January 1, 2003 this By-law cannot be amended without public notification, hearings, etc.



KPMG LLP
Chartered Accountants

Claridge Executive Centre
144 Pine Street PO Box 700
Sudbury ON P3E 4R6

Telephone (705) 675-8500
Telefax (705) 675-7586
In Wats (1-800) 461-3551
www.kpmg.ca

Private and Confidential

Ms. Sandra Jonasson
Director of Finance/City Treasurer
City of Greater Sudbury
Tom Davies Square
200 Brady Street
Sudbury, Ontario P3A 5P3

December 5, 2002

Dear Ms. Jonasson

**Recommended Water and Wastewater Rates
for the 2003 Fiscal Year**

As requested, KPMG is pleased to provide our comments concerning the recommended water and wastewater rates for the 2003 fiscal year. We understand that our comments will be used to assist City Council in establishing water and wastewater user rates for the 2003 fiscal year.

SUMMARY OF RECOMMENDED RATES

Based on the results of our analysis and pursuant to the terms of Bylaw 2001-138F (which established a rate setting policy for water and wastewater user fees), we have calculated the water and wastewater rates to be levied by the City of Greater Sudbury (the "City") during the 2003 fiscal year to be as follows:

- *Variable water consumption charge* - \$0.67 per cubic metre of water consumed, representing an increase of \$0.06 per cubic metre or 9.8% above the existing water rate.
- *Monthly service charge* - \$9.96 per month for a standard residential water meter (5/8" diameter), representing an increase of \$0.89 per month, or 9.8% above the existing monthly service charge.
- *Wastewater charge* - 116% of the amounts invoiced for water, which is consistent with the 2002 rate.

In addition, we would also recommend that other charges relating to water and wastewater services, including charges relating to private fire hydrants and sprinkler systems, be increased by 2.3% to reflect inflation.





Ms. Sandra Jonasson
City of Greater Sudbury
December 5, 2002
Page 2

OVERVIEW OF THE RATE SETTING PROCESS

On June 12, 2001, City Council ratified bylaw 2001-138F, which established water and wastewater rates for the 2001 fiscal year. The ratification of the bylaw resulted in significant changes to the way in which water and wastewater services are financed, including:

- The recovery of 100% of all wastewater costs through user fees. Prior to the implementation of the bylaw, wastewater costs were financed primarily (70%) through the municipal levy, with the remaining portion financed through user fees; and
- The financing of water costs relating to fire protection through the municipal levy. These costs, which amount to approximately \$2.4 million per year, were previously financed through water user fees.

In addition to establishing water and wastewater rates for the 2001 fiscal year, the bylaw also defined the rate setting process, whereby future rates would be adjusted to reflect:

- Inflationary increases.
- Changes in consumption levels.
- The adoption of a sustainable capital asset management program, intended to increase the amount of funding for the ongoing replacement and rehabilitation of existing water and wastewater infrastructure.

OVERVIEW OF FINANCIAL RESULTS FOR THE 2002 FISCAL YEAR

Based on our analysis, we have forecasted that the City will generate water and wastewater revenues amounting to approximately \$32.8 million during the 2002 fiscal year, consisting of \$16.5 million in water revenues and \$17.9 million in wastewater revenues. As well, an additional \$2.4 million relating to water services was raised through the municipal levy to finance fire protection charges.

Based on total budgeted expenditures of \$37.3 million, we have estimated that water and wastewater revenues will be approximately \$620,000 below budgeted expenditures, as follows:



Ms. Sandra Jonasson
City of Greater Sudbury
December 5, 2002
Page 3

Projected Water and Wastewater Revenues and Expenditures

	Water	Wastewater	Total
User fees	\$15,501,495	\$17,297,337	\$32,798,832
Other recoveries	\$969,992	\$582,513	\$1,552,505
Total revenues	\$16,471,487	\$17,879,850	\$34,351,337
Total expenditures	\$19,133,698	\$18,208,713	\$37,342,411
Net deficit before municipal levy	(\$2,662,211)	(\$328,863)	(\$2,991,074)
Amounts financed through municipal levy	\$2,374,000	—	\$2,374,000
Net deficit	(\$288,211)	(\$328,863)	(\$617,074)

Pursuant to the terms of the bylaw, these deficits will be financed by transfers from the capital financing reserve funds for water and wastewater services. The purpose of these reserve funds is to finance shortfalls in water and wastewater revenues, thereby ensuring no impact on the municipal levy.

Based on our review, the forecasted deficit in water and wastewater revenues is due to a decrease in water consumption of 4%, which we have attributed to two factors:

- Climatic conditions, particularly a wet June, which resulted in less demand for water; and
- Reduced consumption resulting from the implementation of the full recovery sewer rate.

During 2002, water customers in Greater Sudbury consumed approximately 17.2 million cubic metres of water. This compares to 17.6 million cubic metres consumed in 2000 and 17.9 million consumed in 2001.



Ms. Sandra Jonasson
City of Greater Sudbury
December 5, 2002
Page 4

PROJECTED WATER AND WASTEWATER RATES FOR THE 2003 FISCAL YEAR

Based on our analysis, we have calculated the water and wastewater rates that should be charged by the City during its 2003 fiscal year to be as follows:

- Variable water consumption charge - \$0.67 per cubic metre consumed
- Monthly service fee - \$9.96 per month for a standard residential metre (5/8" diameter)
- Wastewater rate - 116% of water billings

Our calculations of the recommended water and wastewater rates for the 2003 fiscal year have been made in accordance with the rate setting process established by Bylaw 2001-138F. Specifically, we have considered the following items:

- Forecasted 2003 expenditures of \$20,648,000 for water and \$19,704,000 for wastewater;
- The continued phase-in of a sustainable capital asset management policy for both water and wastewater services. Accordingly, the forecasted water and wastewater costs include \$400,000 and \$440,000, respectively of additional capital costs;
- Fire protection charges of \$2,429,000 which have been included in water costs but which will be financed through the municipal levy;
- Inflationary increases in other recoveries and fees of 2.3%, based on the Consumer Price Index Increase for the month of September 2002; and
- Projected consumption of 17.6 million cubic metres, representing the average of the 2000 to 2002 consumption levels.

We have included schedules supporting the recommended rate structure as an appendix to our report.



Ms. Sandra Jonasson
City of Greater Sudbury
December 5, 2002
Page 5

IMPACT ON RESIDENTIAL HOMEOWNERS

When comparing the recommended rate structure for 2003 to 2002 actual rates, the net effect to a typical residential property owner in Greater Sudbury is estimated to be in the order of \$54.00 per year (\$4.50 per month), as follows:

Estimated Water and Wastewater Costs – Typical Residential Property Owner (240 cubic metres of water consumed)

	Annual Cost Based On Rate in Effect For		Annual Increase
	2002	2003	
▪ Variable water consumption charges	\$146.40	\$160.80	\$14.40
▪ Monthly service charges	\$108.84	\$119.52	\$10.68
▪ Wastewater charges	\$296.08	\$325.17	\$29.09
Total water and wastewater costs	\$551.32	\$605.49	\$54.17

To the extent that residential property owners change their consumption of water during 2003, the effects of the recommended rate structure will fluctuate accordingly.

We trust the above is satisfactory for your purposes. Should you have any questions or require further information, please do not hesitate to contact the undersigned at your convenience.

Yours very truly

Oscar Poloni, CA, CBV

ta 00000

CITY OF GREATER SUDBURY WATER AND WASTEWATER ACCRUAL SCHEDULES FORECASTED FINANCIAL RESULTS - 2002 FISCAL YEAR

	Water	Wastewater	Total
Projected revenue:			
User fees:			
User fees invoiced during the current year	\$ 13,253,377	14,769,950	28,023,327
Less: prior year's accrual	(3,355,554)	(3,714,383)	(7,069,938)
Add: current year's accrual	5,409,399	6,062,039	11,471,438
Water and wastewater adjustments	194,273	179,731	374,004
	15,501,495	17,297,337	32,798,832
Other revenue:			
INCO and Falconbridge donation (budget)	200,000	200,000	400,000
Frontage fees (budget)	302,878	382,513	685,391
Private hydrant charges (actual)	110,963	-	110,963
Private sprinkler charges (actual)	68,151	-	68,151
Penalties (budget)	288,000	-	288,000
	969,992	582,513	1,552,505
Total revenue	16,471,487	17,879,850	34,351,337
Budgeted expenditures	19,133,698	18,208,713	37,342,411
Excess of expenditures over revenues before municipal levy	(2,662,211)	(328,863)	(2,991,074)
Water and wastewater costs financed through municipal levy	2,374,000	-	2,374,000
Estimated surplus (deficit)	\$ (288,211)	(328,863)	(617,074)

CITY OF GREATER SUDBURY WATER AND WASTEWATER ACCRUAL SCHEDULES RECOMMENDED WATER RATES - 2003 FISCAL YEAR
--

Forecasted 2003 water costs	\$ 20,648,031
Less: fire protection charges financed through the municipal levy	(2,429,000)
Total water costs to be financed	18,219,031
Less other revenue sources:	
INCO and Falconbridge donation	(166,500)
Frontage fees	(302,878)
Private hydrant charges	(121,000)
Private sprinkler charges	(74,000)
Penalties	(288,000)
	(952,378)
Required water billing revenue	17,266,653
Estimated revenue collected through water service charge (after increase)	(5,498,000)
Water revenue to be collected through variable consumption charge	11,768,653
Projected consumption level (in cubic metres):	
2000 consumption level	17,604,119
2001 consumption level	17,923,730
2002 consumption level	17,205,486
Projected consumption	17,577,778
Recommended water rate	\$ 0.670

CITY OF GREATER SUDBURY WATER AND WASTEWATER ACCRUAL SCHEDULES RECOMMENDED WASTEWATER RATES - 2003 FISCAL YEAR

Forecasted 2003 wastewater costs	\$ 19,703,783
Less other revenue sources:	
INCO and Falconbridge donation	(166,500)
Frontage fees	(382,513)
Private hydrant charges	-
Private sprinkler charges	-
Penalties	-
Other recoveries	-
	(549,013)
Required wastewater billing revenue	19,154,770
Total water billing revenue	17,266,653
Less: portion not receiving wastewater services	(690,700)
	16,575,953
Required wastewater surcharge as a percentage of water billings	116%

**CITY OF GREATER SUDBURY
WATER AND WASTEWATER ACCRUAL SCHEDULES
SUMMARY OF ESTIMATED CONSUMPTION LEVELS**

	1998	1999	2000	2001	2002
Total water revenues	\$ 18,768,137	19,805,248	19,292,199	17,152,633	16,471,487
Add: Water revenue allocated to wastewater costs	-	-	-	900,000	-
	18,768,137	19,805,248	19,292,199	18,052,633	16,471,487
Less: non-water billing revenues:					
INCO and Falconbridge donation	-	-	-	(300,000)	(200,000)
Frontage fees	-	(385,302)	(381,743)	(327,245)	(302,878)
Private hydrant charges	(117,574)	(117,299)	(126,003)	(117,916)	(110,963)
Private sprinkler charges	(64,741)	(70,234)	(78,264)	(71,831)	(68,151)
Penalties	(329,319)	(324,524)	(298,680)	(280,188)	(288,000)
Other charges	18,800	(65,548)	(52,337)	(28,630)	-
	(492,834)	(962,907)	(937,027)	(1,125,810)	(969,992)
Water billing revenues	18,275,303	18,842,341	18,355,172	16,926,823	15,501,495
Less: estimated service charge revenue	(4,600,000)	(4,800,000)	(4,800,000)	(4,900,000)	(5,006,148)
Estimated water revenue collected through variable rate	13,675,303	14,042,341	13,555,172	12,026,823	10,495,347
Estimated average rate per cubic metre	\$ 0.757	0.770	0.770	0.671	0.610
Estimated consumption, in cubic metres	18,065,129	18,236,806	17,604,119	17,923,730	17,205,486
Percentage change		0.95%	(3.47%)	1.82%	(4.01%)

Request for Decision City Council




Type of Decision									
Meeting Date	December 12, 2002				Report Date	December 5, 2002			
Decision Requested		Yes	<input checked="" type="checkbox"/>	No	Priority	<input checked="" type="checkbox"/>	High		Low
	Direction Only				Type of	<input checked="" type="checkbox"/>	Open		Closed

Report Title
Waste Management By-Law

Policy Implication + Budget Impact	
<input checked="" type="checkbox"/>	This report and recommendation(s) have been reviewed by the Finance Division and the funding source has been identified.
<input checked="" type="checkbox"/>	Background Attached

Recommendation
FOR INFORMATION ONLY
Recommendation Continued

Recommended by the General Manager
 D. Bélisle General Manager of Public Works

Recommended by the C.A.O.
 M. Mieto Chief Administrative Officer

Report Prepared By



D. Bélisle
General Manager of Public Works

Division Review

Name
and Title

The proposed amendments to the Waste Management By-Law incorporate the changes approved by Council in the 2002 Budget. The notable changes are:

- clarification of the definition for single residential units occupying the same building as an industrial or commercial enterprise
- expansion of collection services to high-density residential occupancies
- collection charges for the Central Business District
- rebate program on tipping fees for non-profit organizations
- the collection of freon-containing appliances
- the expansion of materials that can be recycled

There are no proposed fee increases for 2003.