

**CITY OF GREATER SUDBURY  
MISCELLANEOUS USER FEES**

**FEES FOR SERVICES,  
SUBSCRIPTIONS & PHOTOCOPIES**

	<b>2001 FEES</b>	<b>2002 FEES</b>
	<b>GST INCLUDED IF APPLICABLE \$</b>	<b>GST INCLUDED IF APPLICABLE \$</b>
ANNUAL SUBSCRIPTIONS		
COUNCIL - AGENDA & REPORTS	160.00	164.00
AGENDA LISTING OR INDEX	40.00	41.00
MINUTES	95.00	97.00
PLANNING - AGENDA & REPORTS	160.00	164.00
AGENDA LISTING OR INDEX	40.00	41.00
MINUTES	95.00	97.00
ALL OTHER COMMITTEES (ANNUAL AGENDAS AND MINUTES)		150.00
LAND DIVISION COMMITTEE & COMMITTEE OF ADJUSTMENT - AGENDA LISTING OR INDEX	32.00	33.00
MINUTES	330.00	340.00
PHOTOCOPIES		
COPIES AND PRINTOUTS -BLACK AND WHITE PER COPY	0.25	0.25
COPIES AND PRINTOUTS-COLOUR PER COPY	0.85	0.85
SENDING COPIES BY FACSIMILE -PER PAGE	1.00	1.00
BY-LAW / RESOLUTION / AGREEMENT		
- PER PAGE		
CERTIFIED COPY	6.00	6.00
OTHER - PER PAGE		
ELECTION RELATED MATTERS		
COMPLETE ELECTION RESULTS FOR FORMER ELECTIONS (PER YEAR)	15.00	15.00
LETTERS OF APPROVAL AND CONFIRMATIONS		
PROOF OF RESIDENCY (LETTER)	10.00	10.00
MISCELLANEOUS LETTERS OF APPROVAL	30.00	31.00
LINE FENCES ACT		
LINE FENCES ACT - INITIAL APPLICATION AND FILE PREPARATION	52.20	54.00
LINE FENCES ACT - EACH SUBSEQUENT STAGE, EXCEPT APPEALS	25.25	26.00
LINE FENCES ACT - APPEALS	100.00	102.00
LIQUOR LICENCE MATTERS		
APPLICATION FOR SPECIAL OCCASION PERMITS (COMMERCIAL LOCATIONS ONLY)	35.00	36.00
APPLICATIONS FOR LIQUOR LICENCE EXTENSIONS (COMMERCIAL LOCATION ONLY)	35.00	36.00
LETTERS OF APPROVAL FOR THE ERECTION OF A TENT (COMMERCIAL ONLY)	30.00	31.00
SEALING OF TAXI METERS	36.50	37.00
COMMISSIONING COMMERCIAL DOCUMENTS		25.00
OLD AGE PENSION CERTIFICATES		NO CHARGE
LOTTERY LICENCING		
BINGO HALL APPLICATIONS (NEW, RELOCATION, UPGRADE STATUS)	3500.00	3590.00
LETTER OF APPROVAL - ANY LOTTERY MATTER	30.00	31.00

**CITY OF GREATER SUDBURY  
MISCELLANEOUS USER FEES**

	<b>2001 FEES</b>	<b>2002 FEES</b>
	<small>GST INCLUDED IF APPLICABLE</small>	<small>GST INCLUDED IF APPLICABLE</small>
	<b>\$</b>	<b>\$</b>
PUBLICATION: LOTTERY LICENSING BY-LAW	5.00	5.00
<b>ASSESSMENT MATTERS</b>		
PROOF OF SCHOOL SUPPORT (PER FAMILY)	5.00	5.00
APPLICATION FOR DIRECTION OF SCHOOL SUPPORT (PER FAMILY)	5.00	5.00
ASSESSMENT INQUIRIES BY COMMERCIAL COMPANIES (FOR EACH PROPERTY FOR THE CURRENT YEAR ASSESSMENT)	6.00	6.00
ASSESSMENT INQUIRIES BY COMMERCIAL COMPANIES (FOR EACH PROPERTY FOR PRIOR YEAR ASSESSMENT)	10.00	10.00
PRINT OUT - ASSESSMENT VIEW (PR PAGE 81/2 X 11)		1.00
<b>HUMAN RESOURCE DEPARTMENT</b>		
DIRECTOR'S SERVICES - PER HOUR	87.74	90.00
SECRETARIAL SERVICES - PER HOUR	32.10	33.00
<b>INFORMATION TECHNOLOGY</b>		
SERVICE FEE FOR ONLINE PAYMENTS OF PARKING TICKETS PROCESSED BY THE CITY OF GREATER SUDBURY	1.00	1.00
<b>PUBLICATIONS AND PRINTOUTS</b>		
COMPUTER PRINTOUTS OF LICENSING INFORMATION (PER PAGE)	4.35	4.50
PUBLICATION: BOOKKEEPING PROCEDURES FOR COMMUNITY GROUPS	10.00	10.00
<b>LEGAL SERVICES</b>		
LEGAL SERVICES - PER HOUR OF SOLICITOR'S TIME	214.00	220.00
APPRAISAL SERVICES - PER HOUR	163.71	168.00
APPRAISALS FOR SEVERANCE PURPOSES - PER HOUR	163.71	168.00
APPRAISAL FEE FOR PARK DEDICATION IN APPLICATIONS FOR CONSENT TO SEVERANCE - FITXED AT	197.95	205.00
PREPARATION OF AGREEMENTS		
-AGREEMENT TO CONVEY ON DEMAND	401.25	410.00
-SITE PLAN CONTROL AGREEMENT	401.25	410.00
-CONSOLIDATION OF LOTS AGREEMENT	401.25	410.00
-REMOVAL OF BUILDING AGREEMENT	401.25	410.00
-POTABLE WATER AGREEMENT	401.25	410.00
-SOILS AGREEMENT	401.25	410.00
-LOT SERVICING AGREEMENT	401.25	410.00
-ENCROACHMENT AGREEMENT	NO FEE	
-ENCROACHMENT ONTO EASEMENT	NO FEE	
-SEWER AND WATER AGREEMENT	401.25	410.00
-TRUNK WATERMAIN AGREEMENT	401.25	410.00
-ROAD DEDICATION AGREEMENT	401.25	410.00
-ROAD ACCESS AGREEMENT	401.25	410.00
-AGREEMENT TO GRANT EASEMENT	80.25	82.00
-AGREEMENT TO GRANT EASEMENT AND EASEMENT	577.80	590.00
-OTHER GENERAL AGREEMENTS	401.25	410.00
-CLASS 1 ENVIRONMENTAL ASSESSMENT	53.50	55.00
-CONFIRMATION LETTERS (LAWYERS, MISC. REQUESTS)	42.80	44.00
-RECYCLING AGREEMENT	401.25	410.00
-REDRAFTS OF THE ABOVE AGREEMENTS	197.95	205.00
-SUBDIVISION AGREEMENT (including redrafts)	1679.90	1720.00
-EXAMINATION OF ABOVE AGREEMENTS PREPARED BY OTHERS	112.35	116.00

CITY OF GREATER SUDBURY MISCELLANEOUS USER FEES		2001 FEES	2002 FEES
		GST INCLUDED IF APPLICABLE	GST INCLUDED IF APPLICABLE
		\$	\$
-EASEMENT		401.25	410.00
-EASEMENT PREPARED BY OTHERS		288.90	295.00
-RELEASE AND ABANDONMENT OF EASEMENT		203.30	210.00
* -ENVIRONMENTAL SEARCH		53.50	55.00
-LOT GRADING AGREEMENT		401.25	410.00
-SERVICING AGREEMENT (FRONT ENDING AGREEMENT)		401.25	410.00
-LEASES AND LICENSING AGREEMENTS		401.25	410.00
-SPECIALIZED LEISURE SERVICES AGREEMENT		117.70	120.00
-TRANSFER TO CITY PREPARED BY VENDOR		288.90	295.00
-TRANSFER TO CITY PREPARED BY CITY		401.25	410.00
-OFFERS AND SIMILAR DOCUMENTS		401.25	410.00
-POSTPONEMENTS PREPARED BY CITY		203.30	210.00
-POSTPONEMENT PREPARED BY CITY FOR ENCROACHMENT AGREEMENTS		NO FEE	
-TEMPORARY ROAD CLOSURES		58.85	60.00
-DELETION OF AGREEM. FROM TITLE PREPARED BY CITY		117.70	120.00
-DELETION OF ENCROACHMENT AGREEMENTS FROM TITLE PREPARED BY CITY		NO FEE	
-DELETION OF AGREEM. FROM TITLE PREPARED BY OTHERS		56.71	58.00
-DISCHARGE OF MINISTER'S ZONING ORDER		224.70	230.00
-ATTENDANCE ON SUB-SEARCH		5.35	5.00
-RUSH FEE FOR LATE AGREEMENT REQUESTS BY EXTERNAL PARTIES WHEN APPROVAL OF COUNCIL IS NOT REQUIRED AND A TURN-AROUND TIME OF 72 HOURS IS PROVIDED		110.21	114.00
-UNREGISTERED EASEMENT REQUESTS		42.80	44.00
THE APPLICANT WILL ALSO PAY FOR ANY REGISTRATION FEES, SEARCH FEES AND OTHER RELEVANT DISBURSEMENTS			
<b>SIDEWALK CAFE PROGRAM</b>			
A LEASE FEE PER SQUARE METRE OF SIDEWALK PER MONTH SHALL APPLY FROM MAY TO SEPTEMBER		1.10	1.10

CITY OF GREATER SUDBURY MISCELLANEOUS USER FEES	2001	2002
	FEES	FEES
	GST INCLUDED IF APPLICABLE \$	GST INCLUDED IF APPLICABLE \$
<b><u>PUBLIC WORKS</u></b>		
<b>TRAFFIC AND TRANSPORTATION</b>		
OVERSIZE LOAD PERMIT PERMIT TYPE		
ANNUAL	300.00	310.00
PROJECT PERMIT	200.00	205.00
REPLACEMENT PERMITS	5.00	5.00
SINGLE TRIP PERMITS	50.00	51.00
REQUEST FOR TRAFFIC COUNT DATA AND ARCHIVAL INFORMATION (PER HOUR OF STAFF TIME)	43.00	44.00
REQUEST FOR SIGNAL TIMING INFORMATION	375.00	385.00
ROAD OCCUPANCY PERMIT 97-54A	26.00	27.00
LETTER OF TOLERANCE MINOR ENCROACHMENTS ON REGIONAL LANDS (ROADS/EASEMENTS)	124.00	128.00
<b>WASTE MANAGEMENT SERVICES</b>		
USE OF WEIGH SCALES	15.00	15.00
ANNUAL OPERATING FEE FOR RECYCLING SERVICES FOR MULTI-UNIT RESIDENTIAL BUILDINGS (per unit)	17.00	17.00
REGISTERED SMALL BUSINESS PROPERTIES	45.00	45.00
REQUEST FOR LANDFILL-RELATED REPORTS	52.00	53.00
<b>ENGINEERING &amp; CONSTRUCTION</b>		
LAWYERS' LETTERS	55.00	56.00
SEWER & WATER CONNECTION PERMITS	26.00	27.00
REQUEST FOR ENVIRONMENTAL COMPLIANCE LETTERS	43.00	44.00
<b>TECHNICAL SERVICES</b>		
SEWER & WATER CAPACITY/FEASIBILITY REVIEW	105.00	108.00
INITIAL REVIEW OF SUBDIVISION, PLANS & SITE PLANS (PLUS \$51 PER PLAN SHEET FOR SUBSEQUENT REVIEWS)	53.00	54.00
WATER QUALITY REVIEW FOR POSSIBLE POTABLE WATER AGREEMENTS	105.00	108.00
SITE INSPECTIONS FOR SUBDIVISIONS AND SITE PLANS	105.00	108.00
SEWER AND WATER CONNECTION WORK ORDERS/ COST ESTIMATES	26.00	27.00
<b>OPERATIONS</b>		
DISPOSAL OF OVERSTRENGTH SEWAGE AT THE SUDBURY TREATMENT PLAN - per 100 litre	5.00	5.00
ASPHALT REPAIRS (PER SQUARE METER) - METRIC 1995	47.00	48.00
CURB DEPRESSION (PER LINEAR METER) - METRIC 1995	75.00	77.00
CURB CUT CLOSING (PER LINEAR METER) - METRIC 1995	75.00	77.00
GUIDE POST REPLACEMENT (EACH)	135.00	138.00
SIDEWALK DEPRESSION (PER SQUARE METER) - METRIC 1995	64.00	66.00
SIDEWALK REPAIR (PER SQUARE METER) - METRIC 1995	64.00	68.00
<b>SIDEWALK CAFE PROGRAM</b>		
A LEASE FEE PER SQUARE METRE OF SIDEWALK PER MONTH SHALL APPLY FROM JULY TO SEPTEMBER	1.10	1.10

CITY OF GREATER SUDBURY MISCELLANEOUS USER FEES		2001 FEES	2002 FEES
		GST INCLUDED IF APPLICABLE \$	GST INCLUDED IF APPLICABLE \$
<b><u>PUBLIC WORKS CON'T</u></b>			
<b>ENVIRONMENTAL SEARCH</b>			
*	REQUEST FOR ENVIRONMENTAL SEARCH	50.00	51.00
<b>DRAINAGE ACT</b>			
	REQUEST UNDER THE DRAINAGE ACT/ UNREGISTERED EASEMENT REQUESTS	40.00	41.00

<b>CITY OF GREATER SUDBURY MISCELLANEOUS USER FEES</b>	<b>2001 FEES</b> GST INCLUDED IF APPLICABLE \$	<b>2002 FEES</b> GST INCLUDED IF APPLICABLE \$
<b><u>GREATER SUDBURY POLICE SERVICE USER FEES</u></b>		
MOTOR VEHICLE ACCIDENT REPORT	27.82	29.00
GOR SYNOPSIS REPORT	27.82	29.00
STATEMENT/SUPPLEMENTARY REPORT	16.05	16.50
PHOTOGRAPHS	21.40	22.00
FINGERPRINTS	16.05	16.50
CRIMINAL RECORD SEARCHES	16.05	16.50
CRIMINAL RECORD SEARCHES - VOLUNTEERS	10.70	11.00
BINGO/LOTTERY APPLICANT (cost per organization)	16.05	16.50
VISA/EMPLOYMENT CLEARANCE LETTER	21.40	22.00
ADDITIONAL INFORMATION CONTAINED ON BACK OF MOTOR VEHICLE ACCIDENT REPORT	16.05	16.50
SPECIAL OCCASION PERMIT LETTERS	21.40	22.00
STATISTICAL INFORMATION (fee per hour - 1/2 hour minimum)	55.64	57.00
DESTRUCTION OF FINGERPRINTS - CHARGES WITHDRAWN	33.17	34.00
AGENCIES (lawyers, insurance co.) REQUESTING INTERVIEW WITH OFFICER (fee per hour - minimum 1/2 hour)	55.64	57.00
ACCIDENT RECONSTRUCTION REPORT	166.92	172.00
CRUISER RENTAL	38.52	40.00
APPLICATION FOR PARADE OR PUBLIC EVENT	51.36	53.00

CITY OF GREATER SUDBURY MISCELLANEOUS USER FEES	2001	2002
	FEES	FEES
	GST INCLUDED IF APPLICABLE \$	GST INCLUDED IF APPLICABLE \$
<b><u>HEALTH &amp; SOCIAL SERVICES USER FEES</u></b>		
<b>PIONEER MANOR</b>		
<b>Preferred Accommodations</b>		
-Semi private	6.00	6.00
-Semi Private for couples - per person	5.00	5.00
-Private	15.00	15.00
<b>DAY CARES</b>		
-Parental Fees (minimum per family)	1.50	1.50

**CITY OF GREATER SUDBURY  
MISCELLANEOUS USER FEES**

**FEES FOR SERVICES,**

**VITAL STATISTICS ACT**

LIVE BIRTH REGISTRATION	25.00	25.00
CHANGE OF SEX DESIGNATION	100.00	100.00
CORRECTION OF BIRTH REGISTRATIONS	15.00	15.00
DELAYED REGISTRATION (ADULT)	25.00	25.00
DELAYED REGISTRATION (MINOR)	25.00	25.00
TRAVEL LETTERS FOR NON-REGISTERED BIRTHS	25.00	25.00

CERTIFIED TRUE COPIES OF DOCUMENTS ( PER DOCUMENT)	5.00	5.00
--	------	------

**CHANGE OF NAME ACT**

CHANGE OF NAME (ADULT)	150.00	150.00
CHANGE OF NAME (MINOR)	100.00	100.00
CHANGE OF NAME (FAMILY)	250.00	125.00

**MARRIAGE ACT**

JOINT DECLARATION OF CONJUGAL RELATIONSHIP (SAME SEX)	25.00	25.00
MARRIAGE LICENCE	125.00	125.00

**BURIAL PERMIT**

NO CHARGE	NO CHARGE
-----------	-----------

**TAX MATTERS**

DUPLICATE TAX RECEIPT	8.00	8.00
MORTGAGE AUDIT (FOR EACH ROLL NUMBER)	16.00	16.00
PROPERTY INDEX BOOK	43.00	44.00
TAX CERTIFICATE (EACH ROLL NUMBER)	64.00	66.00
TAX HISTORY LETTER (FOR EACH YEAR)	64.00	66.00

**COSTS RELATED TO PROCEEDINGS UNDER TAX SALE**

**REGISTRATION/REDEMPTION PROCESS**

TAX SALE REGISTRATION	1375.00	1410.00
OUTSIDE SURVEY COSTS	ACTUAL	
OUTSIDE LEGAL COSTS	ACUTAL	
OUTSIDE ADVERTISING COSTS	ACTUAL	
OUTSIDE AUCTION COSTS	ACTUAL	
TAX SLES ADMINISTRATION	690.00	710.00

**OTHER**

FINAL CURRENT BUDGET DOCUMENTS	11.00	11.00
TREASURER'S AND AUDITORS' REPORT	6.00	6.00
CHARGES FOR CHEQUES RETURNED NON-SUFFICIENT FUNDS	30.00	31.00
LATE INTEREST CHARGES (PER MONTH)	1.25%	
COLLECTION CHARGES	ACTUAL	



**CITY OF GREATER SUDBURY  
MISCELLANEOUS USER FEES**

	<b>2001 FEES</b>	<b>2002 FEES</b>
	<small>GST INCLUDED IF APPLICABLE</small>	<small>GST INCLUDED IF APPLICABLE</small>
	<b>\$</b>	<b>\$</b>
<b>FIRE SERVICES SECTION</b>		
<b>INSPECTIONS/SEARCHES</b>		
COPY OF FIRE REPORT	53.50	55.00
FILE SEARCH AND LETTER - GROUP A,B,C, OR D, ONTARIO BUILDING CODE - PER SEARCH	53.50	55.00
FILE SEARCH AND LETTER - GROUP E ONTARIO BUILDING CODE - PER SEARCH	53.50	55.00
FILE SEARCH AND LETTER - GROUP F ONTARIO BUILDING CODE - PER SEARCH	53.50	55.00
INSPECTION - GROUP A OCCUPANCY ONTARIO BUILDING CODE - ONE HOUR	80.25	82.00
INSPECTION - GROUP A OCCUPANCY ONTARIO BUILDING CODE - TWO HOURS	160.50	164.00
INSPECTION - GROUP A OCCUPANCY ONTARIO BUILDING CODE - THREE HOURS	240.75	245.00
INSPECTION - GROUP B OCCUPANCY ONTARIO BUILDING CODE - ONE HOUR	160.50	164.00
INSPECTION - GROUP C OCCUPANCY ONTARIO BUILDING CODE - PER INSPECTION SINGLE FAMILY OF DUPLEX	53.50	55.00
INSPECTION - GROUP C OCCUPANCY ONTARIO BUILDING CODE - PER INSPECTION MULTI-RESIDENTIAL - 3-8 UNITS AND RETROFIT 9.5	80.25	82.00
INSPECTION - GROUP C OCCUPANCY ONTARIO BUILDING CODE - PER INSPECTION MULTI-RESIDENTIAL - 8 UNITS AND RETROFIT 9.5	176.55	182.00
INSPECTION - GROUP D OCCUPANCY ONTARIO BUILDING CODE - BLOCK CHARGE	85.60	88.00
INSPECTION - GROUP E OCCUPANCY ONTARIO BUILDING CODE - BLOCK CHARGE	171.20	176.00
INSPECTION - GROUP F OCCUPANCY ONTARIO BUILDING CODE - BLOCK CHARGE	288.90	295.00
WOOD STOVE INSPECTION - PER INSPECTION	37.45	38.00
<b>GENERAL</b>		
LLBO CLEARANCE LETTERS, PER LETTER	50.00	50.00
HAZARDOUS MATERIAL RESPONSE PER VEHICLE/PER HOUR PLUS MATERIAL COSTS GST N/A	350.00	350.00
MOTOR VEHICLE ACCIDENTS NON-RESIDENTS PER VEHICLE/PER HOUR	350.00	350.00
MTO PROVINCIAL HIGHWAYS MOTOR VEHICLE ACCIDENTS PER VEHICLE FOR FIRST HOUR	350.00	350.00
PER VEHICLE FOR EACH HALF HOUR AFTER THE FIRST HOUR	175.00	175.00
BURN PERMITS	NO CHARGE	

CITY OF GREATER SUDBURY MISCELLANEOUS USER FEES	2001 FEES  GST INCLUDED IF APPLICABLE \$	2002 FEES  GST INCLUDED IF APPLICABLE \$
<b>AMBULANCE SERVICES FEES</b>		
PATIENT CHARTS	60.00	62.00
WRITTEN STATEMENT RELATING TO ACCIDENTS, ETC.	40.00	41.00
LAWYER INTERVIEW RELATING TO EMPLOYEES/PER HOUR	85.00	87.00
<b>AMBULANCE SERVICES</b>		
<b>SPECIAL EVENTS</b>		
PRIMARY CARE PARAMEDIC CREW FOR A MINIMUM FOUR HOURS INCLUDES TWO PARAMEDICS, ALL MEDICAL EQUIPMENT INCLUDING DRUGS AND PARAMEDIC VEHICLE - PER HOUR	95.00	97.00
ADVANCED CARE PARAMEDIC CREW MINIMUM OF 4 HOURS INCLUDES TWO PARAMEDICS, ALL MEDICAL EQUIPMENT INCLUDING A FULL LINE OF ADVANCED LIFE SUPPORT EQUIPMENT, DRUGS AND VEHICLE PER HOUR	105.00	108.00
EMERGENCY MEDICAL SERVICES SUPERVISOR FOR A MINIMUM OF 4 HOURS MANDATORY FOR ALL EVENTS REQUIRING THREE OR MORE CREWS PER HOUR	65.00	67.00
<b>NOTES</b>		
A) A SURCHARGE OF \$75.00 WILL APPLY FOR EVENT NOTIFICATIONS MADE LESS THAN 12 HOURS IN ADVANCE		
B) A ONE-HOUR TRAVEL TIME APPLIED TO ALL SERVICES BEFORE THE EVENT AND A FURTHER ONE-HOUR TRAVEL TIME AFTER THE EVENT		
C) CHARGES WILL APPLY TO THE NEAREST HALF-HOUR FROM THE START OR FINISH TIME		

CITY OF GREATER SUDBURY MISCELLANEOUS USER FEES	2001 FEES GST INCLUDED IF APPLICABLE \$	2002 FEES GST INCLUDED IF APPLICABLE \$
<b>GREATER SUDBURY TRANSIT</b>		
<b>FARES</b>		
CASH		
ADULTS	2.00	2.00
STUDENTS	2.00	2.00
CHILDREN (UNDER 60" TALL)	1.50	1.50
SENIORS & DISABLED PERSONS OR (WITH ANNUAL PASS)	1.50	1.50
HANDI-TRANSIT	1.75	1.80
TICKETS		
ADULTS	1.55	1.60
STUDENTS	1.55	1.60
CHILDREN (UNDER 60" TALL)	1.05	1.10
SENIORS & DISABLED PERSONS OR (WITH ANNUAL PASS)	1.05	1.10
PASSES		
ADULTS (PER MONTH)	62.00	62.00
STUDENTS (PER MONTH)	59.00	59.00
CHILDREN (UNDER 60" TALL)		
SENIORS & DISABLED PERSONS PER MONTH	37.00	37.00
SENIORS & DISABLED PERSONS PER YEAR OR (WITH ANNUAL PASS)	20.00	20.00
PHOTO I.D. PICTURE (ONE TIME)	5.00	5.00

**Report To: CITY COUNCIL**

**Report Date: January 8<sup>th</sup>, 2002**

**Meeting Date: January 17<sup>th</sup>, 2002**

**Subject: To provide for the Lajoie-Crossman Drainage Works in the City of Greater Sudbury (third reading)**

**Division Review:**



**R. G. (Greg) Clausen, P. Eng.**  
Director of Engineering  
Services

**Department Review:**



**D. Bélisle**  
General Manager of  
Public Works

**C.A.O. Review:**



**J. L. (Jim) Rule**  
Chief Administrative Officer

**Report Prepared by: Ron W. Norton, P. Eng. Co-Ordinator of Technical Services**

**Recommendation:**

That Council give third and final reading to By-Law 2001-246, "BEING A BY-LAW OF THE CITY OF GREATER SUDBURY TO PROVIDE FOR THE LAJOIE-CROSSMAN DRAINAGE WORKS IN THE CITY OF GREATER SUDBURY".

## **Executive Summary:**

On October 11, 2001 Council gave first and second reading to By-Law 2001-246 **"BEING A BY-LAW OF THE CITY OF GREATER SUDBURY TO PROVIDE FOR THE LAJOIE-CROSSMAN DRAINAGE WORKS IN THE CITY OF GREATER SUDBURY"**

On November 26, 2001, the Court Of Revision for the City of Greater Sudbury held a hearing to consider the Lajoie-Crossman Drainage Works in the Council Chambers of the former municipal offices of the Town of Rayside-Balfour in Chelmsford to consider the Lajoie-Crossman Drainage Works.

The Court of Revision confirmed the initial assessment schedule of the Engineer's Report by K. Smart Associates Limited, dated August 20, 2001 and recommended that the Council of the City of Greater Sudbury give third and final reading to By-Law 2001-246, **"BEING A BY-LAW OF THE CITY OF GREATER SUDBURY TO PROVIDE FOR THE LAJOIE-CROSSMAN DRAINAGE WORKS IN THE CITY OF GREATER SUDBURY"**.

## **Background:**

On October 11, 2001, Council gave first and second reading to By-law 2001-246 **"BEING A BY-LAW OF THE CITY OF GREATER SUDBURY TO PROVIDE FOR THE LAJOIE-CROSSMAN DRAINAGE WORKS IN THE CITY OF GREATER SUDBURY"**.

Prior to the third and final reading of the By-Law, the Drainage Act, RSO 1990 requires that a Court of Revision be held to consider the assessment schedule of the Engineer's Report for the Lajoie-Crossman Drainage Works prepared by K. Smart Associates Limited, dated August 20, 2001.

The Court of Revision for the Lajoie-Crossman Drainage Works was held November 26, 2001 in the Council Chambers of the former municipal offices of the Town of Rayside-Balfour in Chelmsford.

The Court of Revision considered whether any of the lands within the drainage area had been assessed too high or too low, and if any roads or lands had not been addressed and that due consideration had been given as to type of land use.

As there were no appeals with respect to these matters, the Court of Revision confirmed the initial assessment schedule as fixed in the Engineer's Report and recommended that the Council of the City of Greater Sudbury give third and final reading to By-Law 2001-246, **"BEING A BY-LAW OF THE CITY OF GREATER SUDBURY TO PROVIDE FOR THE LAJOIE-CROSSMAN DRAINAGE WORKS IN THE CITY OF GREATER SUDBURY"**




## Agenda Report

**Report To:** CITY COUNCIL

**Report Date:** January 11<sup>th</sup>, 2002

**Meeting Date:** January 17<sup>th</sup>, 2002

**Subject:** 2002 Interim Tax Billing

<b>Division Review:</b>  S. Jonasson Director of Finance/ City Treasurer	<b>Department Review:</b>  D. Wuksinic General Manager of Corporate Services	<b>Recommended for Agenda:</b>  J. L. (Jim) Rule Chief Administrative Officer
<b>Report Authored by:</b> T. Derro, Supervisor of Tax/Chief Tax Collector		

### Executive Summary:

Section 370(1) of The Municipal Act provides the authority for an interim tax levy prior to the adoption of the final estimates. For 2002, the interim tax levy dates have been established as March 5<sup>th</sup> and April 5<sup>th</sup>, 2002.

Report Title: 2002 Interim Tax Billing

Reviewed by: Paddy Buchanan, Acting Manager of Current Accounting Operations

Date: January 11<sup>th</sup>, 2002

Page 2

## **Background:**

This By-law is a standard by-law placed before Council at the beginning of each year and represents the interim tax levy for 2002. The interim tax levy is fifty (50%) per cent of the 2001 tax levy, in accordance with Provincial Legislation.

Section 370(1) of The Municipal Act provides the authority for an interim tax levy prior to the adoption of the final estimates. For 2002, the interim tax levy dates have been established as March 5<sup>th</sup> and April 5<sup>th</sup>, 2002. These interim tax levy dates are comparable to the interim tax levy dates in years prior to 1998. Since 1998, the interim tax levy dates have been later because of the major assessment and tax policy changes initiated by the Provincial Government.



Report To: CITY COUNCIL

Report Date: January 4<sup>th</sup>, 2002

Meeting Date: January 17<sup>th</sup>, 2002

**Subject: Speed Control Municipal Road 86** (Along the 1.5 km section of Municipal Road 86 from North of Municipal Road 89 to the southerly Intersection of Old Skead Rd.)

**Division Review:**



R. G. (Greg) Clausen, P. Eng.  
Director of Engineering  
Services

**Department Review:**



D. Bélisle  
General Manager of  
Public Works

**C.A.O. Review:**



J. L. (Jim) Rule  
Chief Administrative  
Officer

Report Prepared by: Ray Hortness, Co-Ordinator of Traffic & Transportation

### Recommendation:

- That the temporary speed limit reduction on MR# 86 be removed and the speed limit be reverted back to 80 km/h.
- That the City of Greater Sudbury's Traffic and Parking By-law 2001-01 be amended as per Schedule "A" of By-Law 2002-5T indicated in Exhibit "B" of this report.

## **Executive Summary:**

Resolution 2000-203 by the former Region's Public Works Committee on December 7, 2000, reduced from 80 to 60 km/h the maximum speed limit along a 1.5 km section of R.R.# 86 (now MR# 86) for a temporary period of six months. The reduction of the speed was then to be reviewed by City of Greater Sudbury Council.

The following report summarizes the results of the before and after speed studies and evaluates the effectiveness of the speed limit change.

The findings of the before and after speed studies, indicate that there is no significant change in operating speeds. There is a 3.6 km/h reduction in the 85<sup>th</sup> percentile speed and 2.1 km/h reduction in the average speed.

While there is little change in operating speed, there is a significant increase in the number of drivers violating the speed limit. It increased by 73 percent after the speed limit change. Changing a speed limit, without additional enforcement, has little or no effect on a driver's behaviour.

We recommend that the speed limit along this section of MR# 86 should be reverted back to 80 km/h.

## **Background:**

The Traffic and Transportation Section received a petition from local residents requesting to lower the speed limit along the 1.5 km section of the MR# 86, from north of MR# 89 to the southerly intersection of Old Skead Road. In response to the petition, a study and report was completed and submitted to the former Region's Public Works Committee at their meeting of December 7, 2000 (see Exhibit A). The following Resolution resulted from the Committee deliberations, which was subsequently ratified by Regional Council on December 13, 2000.

**"2000-203 That the speed limit on Regional Road 86 (along the 1.5 km section of Regional Road 86 from north of Regional Road 89 to the southerly intersection of Old Skead Road) be reduced from 80 km/h to 60 km/h for a temporary period of six months to be reviewed by the City of Greater Sudbury Council."**

The required By-law amendments were initiated and the 60 km/h speed limits sign were installed early in 2001.

### **Collision Data**

Currently, 2001 collision information is not available to make a comparison on collisions that occurred before and after the speed limit change. Previous collision information indicates that there were five collisions along this section over a three year period, 1997 to 1999 inclusive. This results in a collision rate of 0.47 collisions per million vehicles per kilometre. Although all collisions are undesirable, the collision rate at this location was considered low.

### **Speed Study**

The speed that drivers choose to travel at is based on a number of factors such as geometric design of the road, traffic volumes, level of development adjacent to the road, and prevailing road and weather conditions. It has been found that the 85th Percentile speed is a good indicator of an appropriate speed limit as it represents the speed at which most of the drivers are traveling at or below, and feel safe.

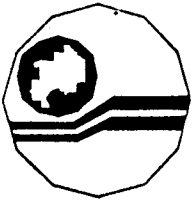
### **Before and After Speed Studies**

Before and after speed data was collected at the same location under the same ideal driving condition to ensure that there were no differences between the two studies which would affect the results. The results of both before and after speed studies are summarized in the following table.

<b>Criteria</b>	<b>Before</b>	<b>After</b>	<b>Change</b>
Speed Limit	80 km/h	60 km/h	- 20 km/h
85 <sup>th</sup> Percentile Speed	83.7 km/h	80.1 km/h	- 3.6 km/h
Average Speed	73.3 km/h	71.2 km/h	- 2.1 km/h
% Non-compliance with Speed Limit	19 %	92%	73%

The results of before and after speed studies indicated that there is no significant change in operating speed when the speed limit is changed. There is a 3.6 km/h reduction in the 85th percentile speed and 2.1 km/h reduction in the average speed with a 20 km/h posted speed limit reduction. Lowering a posted speed limit does not result in a change in driver behaviour. Most drivers appear to select speeds, irrespective of posted speed limit, that they consider to be safe and reasonable for the existing conditions.

On the other hand, the rate of non-compliance with the speed limit has increased by 73 percent which is dramatic. Currently, 92 percent of drivers are exceeding the maximum speed limit of 60 km/h. Lowering the posted speed limit, when unwarranted, has little effect on the vehicle speeds, while significantly increasing the driver non-compliance with the speed limit. In general, most research finds that the rate of compliance with a speed limit will be slightly improved when the speeds are in the region of the 85<sup>th</sup> percentile speed. Therefore, changing posted speed limits alone, without additional enforcement, educational programs, or other engineering measures, has little or no effect on drivers' behaviour.



# REGION of/de SUDBURY

## PUBLIC WORKS COMMITTEE

*Sec 7 / 100*

### *For Action*

**Date: October 30, 2000**

**File No.:**

**Subject:**

**Speed Control Regional Road 86**

**(Along the 1.5 km section of Regional Road 86 from North of Regional Road 89 to the southerly intersection of Old Skead Road)**

**Recommendation:**

**That the existing 80 km/hr speed limit on Regional Road 86 be maintained.**

**Recommended for Approval by:**

\_\_\_\_\_  
D. Wuksinic,  
Acting Chief Administrative Officer

  
\_\_\_\_\_  
D. Bélisle, Commissioner of  
Public Works

## **Background:**

The Region's Traffic and Transportation Section received a request from a Regional Councillor from the Town of Nickel Centre, to provide a report to Regional Public Works Committee regarding the traffic speed along the 1.5 km section of Regional Road 86 (Skead Road), from north of Regional Road 89 to the most southerly intersection of Old Skead Road (see Exhibit A).

Based on concerns raised by local residents, the Region's Traffic and Transportation Section undertook a review of the existing speed limit along this section of Regional Road 86.

In the area under review, Regional Road 86 is constructed to rural standards with a surface treatment width of 7.3 metres and gravel shoulders of 1.5 metres in width. Regional Road 86 is a primary arterial which serves as a major link between Nickel Centre and Valley East. It is also the connection to the Sudbury Airport and the community of Skead. The 1999 annual average daily traffic volume along this section is 6,500. The posted speed limit is 80 km/hr and parking is prohibited along both sides.

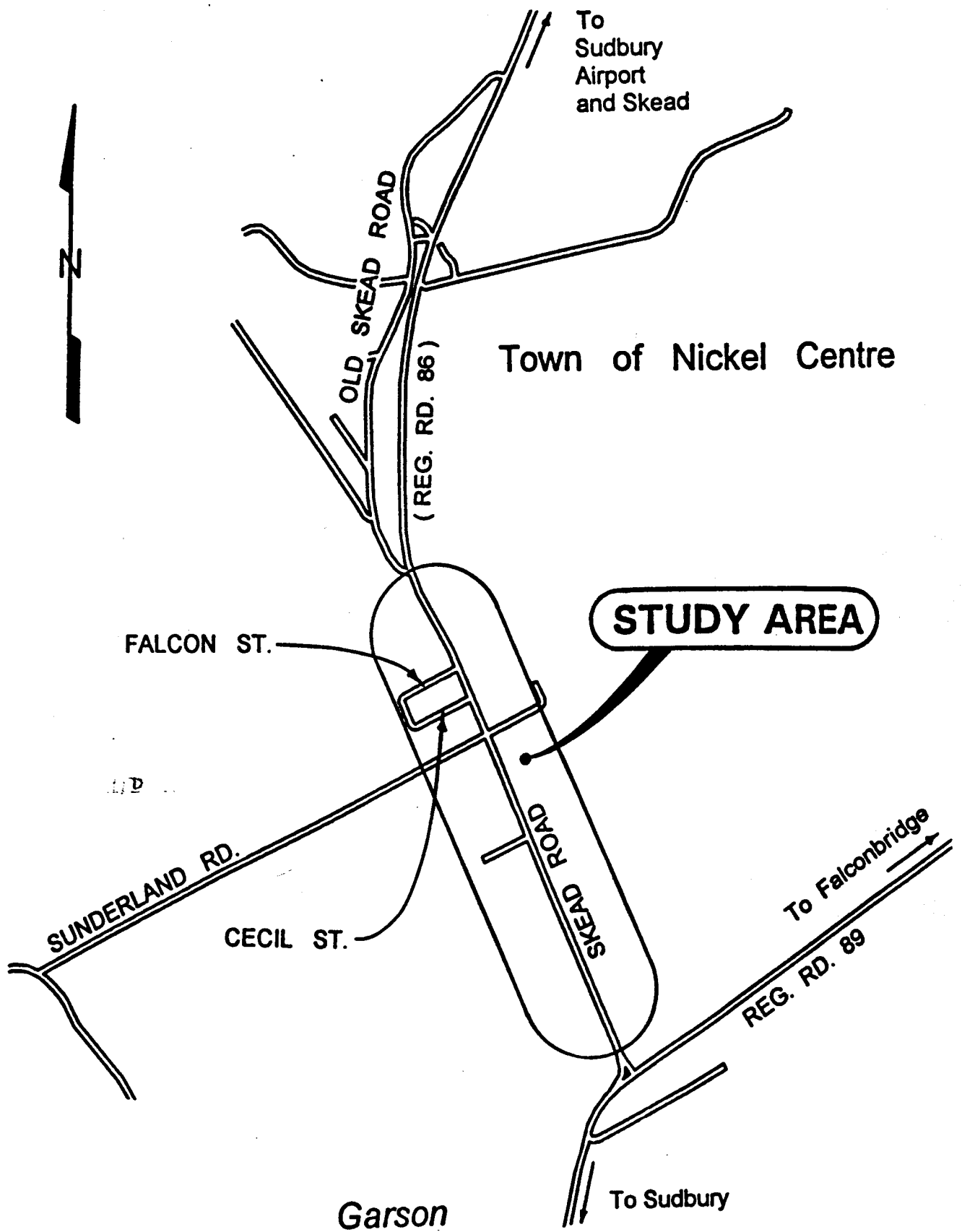
A review of the collision information along this 1.5 km section of Regional Road 86 revealed that there were five (5) collisions along this section over a three-year period, 1997 to 1999 inclusive. This results in a collision rate of 0.47 collisions per million vehicle kilometres. While all collisions are undesirable, the number and rate of collisions cannot be considered high.

The Region's Traffic and Transportation Section conducted a study of vehicle speeds on this section of Regional Road 86 on October 19, 2000. The speed of 100 vehicles was recorded passing a point located between the intersections of Cecil Street and Falcon Street. The study was conducted under ideal road and weather conditions and recorded vehicle speeds in both directions. The result of the study indicates that the 85<sup>th</sup> percentile speed was 84 km/hr and the average speed that the drivers were travelling was at or below 73 km/hr (see Exhibit B).

Generally, the speed motorists choose to travel is based on the level of development adjacent to the road, the geometric design of the road, traffic volumes, and prevailing road and weather conditions. It has been found that the 85<sup>th</sup> percentile speed represents the a speed at which motorists feel safe for the existing conditions. For that reason the 85<sup>th</sup> percentile is one of the main criteria used by the industry for establishing appropriate maximum speed limits on roadways.

Reducing the speed limit when unwarranted has a detrimental effect on roadway safety. It increases the number of vehicles exceeding the speed limit, creates a disrespect for legal speed limits, and increases the range of speeds between vehicles. The Region found that implementation of reduced posted speeds that are unjustified in the minds of the drivers, can only be carried out with an active police presence. Collision history indicates that there is at present no indication of a hazard associated with existing vehicle speeds. Lowering the speed limit to 60 km/hr as suggested will have very little effect on operating speeds unless accompanied by constant and vigorous police enforcement.

#### Attachments



October 30, 2000 Report

## EXHIBIT: A



This petition is to reduce the speed limit along a 1.5 km section of Regional .. Road 86 (Skead Road) from 80km/h to 60km/h. Deputy Mayor Russ Thompson has brought a motion to Nickel Centre Council where it was passed unanimously. He will now be taking it to the Region of Sudbury to ask them to reduce the speed limit.

A map of the section of road is attached to this petition.

NAME	SIGNATURE
Darlene Craftchick	Darlene Craftchick
Craig Craftchick	Craig Craftchick
Kyle Craftchick	Kyle Craftchick
Kurtis Craftchick	Kurtis Craftchick
Wanda Burton Gunderson	andrew Vallier
Philip Dixon	Mix N
Christine Campbell	Campbell
Van McNamee	
Florinda Cicchetto	Cicchitto
Dat Rollins	
Matthew Rollins	
Natalie Regan	Natalie Regan
Robert L. L. L.	
Andrew Vallier	Andrew Vallier
A Lafondre	

October 30, 2000 Report #

**EXHIBIT: B**

This petition is to reduce the speed limit along a 1.5 km section of Regional Road 86 (Skead Road) from 80km/h to 60km/h. Deputy Mayor Russ Thompson has brought a motion to Nickel Centre Council where it was passed unanimously. He will now be taking it to the Region of Sudbury to ask them to reduce the speed limit.

A map of the section of road is attached to this petition.

NAME	SIGNATURE
Kelly Barry	Kelly Barry
Jonathan Charlebois	Jonathan Charlebois
Lise Hirschfeld	Lise Hirschfeld
Angie Patrick	Angie Patrick
Haven Hinds	Haven Hinds
Loni Hinds	Loni Hinds
Guyline Jalbert	Guyline Jalbert
Russ Thompson	Russ Thompson
Mike Jones	Mike Jones
Margaret Sullivan	Margaret Sullivan
Barry Mathew	Barry Mathew
Dore Amisault	Dore Amisault
LINDA AMISPAULT	Linda Amisault
ERIN McNAMARA	Erin McNamara

This petition is to reduce the speed limit along a 1.5 km section of Regional Road 86 (Skead Road) from 80km/h to 60km/h. Deputy Mayor Russ Thompson has brought a motion to Nickel Centre Council where it was passed unanimously. He will now be taking it to the Region of Sudbury to ask them to reduce the speed limit.

A map of the section of road is attached to this petition.

NAME	SIGNATURE
AMES B. HOLLAND	
pat Rollins	
Madeline Beauries	
And Bradley	
M. TOMISCH	
Jeanie Elliot	
Erni & Jan	
A. B. Schapt	
Ch. Felix	
R. LAFOREST	
MELISSA HIRSCHFELD	
P. MILLAR	
Gisele Desruisseaux	
Mike Lussie	
SUZANNE BRASSEAU	

This petition is to reduce the speed limit along a 1.5 km section of Regional Road 86 (Skead Road) from 80km/h to 60km/h. Deputy Mayor Russ Thompson has brought a motion to Nickel Centre Council where it was passed unanimously. He will now be taking it to the Region of Sudbury to ask them to reduce the speed limit.

A map of the section of road is attached to this petition.

NAME	SIGNATURE
Nancy Berndt	N. Berndt
Dan Berndt	D. Berndt
Diana Borton	Diana Borton
Jue Harvey	Jue Harvey
Sarah Charlebois	Sarah Charlebois
Cathy Rice	Cathy Rice
Ryan Harvey	Ryan Harvey
Jeremy Rice	Jeremy Rice
April Roy	April Roy
Kara Roy	Kara Roy
Justin Davies	Justin Davies
Denis Brunette	Denis Brunette
Megan Bradley	Megan Bradley
Holly Harvey	Holly Harvey
Wendy Vallier	Wendy Vallier

This petition is to reduce the speed limit along a 1.5 km section of Regional Road 86 (Skead Road) from 80km/h to 60km/h. Deputy Mayor Russ Thompson has brought a motion to Nickel Centre Council where it was passed unanimously. He will now be taking it to the Region of Sudbury to ask them to reduce the speed limit.

A map of the section of road is attached to this petition.

NAME	SIGNATURE
<u>Ridgway</u>	<u>Ridgway</u>
<u>Lydia Smith</u>	<u>Lydia Smith</u>
<u>Melvin Smith</u>	<u>Melvin Smith</u>
<u>DAN MASSICOTTE</u>	<u>Dan Massicotte</u>
<u>Barry Walby</u>	
<u>Thomas Chellish</u>	<u>Thomas Chellish</u>
<u>CARRY BURTON</u>	<u>Carry Burton</u>
<u>SCOT WARD</u>	<u>Scott Ward</u>
<u>J. Robillard</u>	<u>J. Robillard</u>
<u>Jim HORSFALL</u>	<u>Jim Horsfall</u>
<u>Ryan HARVEY</u>	<u>Ryan Harvey</u>
<u>Paul Gajda</u>	<u>Paul Gajda</u>
<u>Greg Filler</u>	<u>Greg Filler</u>
<u>Rene Filler</u>	<u>Rene Filler</u>
<u>GLENDY RHODES</u>	<u>Glendy Rhodes</u>

This petition is to reduce the speed limit along a 1.5 km section of Regional Road 86 (Skead Road) from 80km/h to 60km/h. Deputy Mayor Russ Thompson has brought a motion to Nickel Centre Council where it was passed unanimously. He will now be taking it to the Region of Sudbury to ask them to reduce the speed limit.

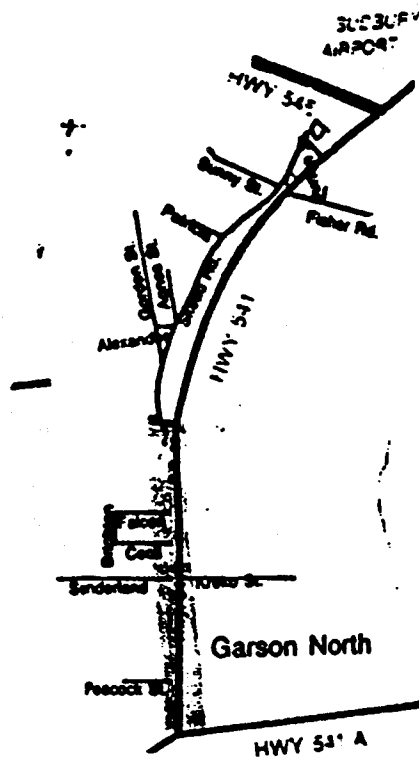
A map of the section of road is attached to this petition.

NAME	SIGNATURE
Joe Haddad	JOE HADDAD
Art Hirschfeld	Art Hirschfeld
Shirley Hamilton	
Ray Hamilton	
Bonnie Hamilton	
Melanie Hicks	Melanie Hicks
Diane Ouellet	Diane Ouellet
Lynn Conrod	Lynn Conrod
Laura Dupont	Laura Dupont
Ryan Harvey	Ryan Harvey
Christina Taneu	Christina Taneu
Ryan Shaw	Ryan Shaw
Jean Perrehabalik	Jean Perrehabalik
G Rice	G Rice
Jim Wright	Jim Wright

This petition is to reduce the speed limit along a 1.5 km section of Regional Road 86 (Skead Road) from 80km/h to 60km/h. Deputy Mayor Russ Thompson has brought a motion to Nickel Centre Council where it was passed unanimously. He will now be taking it to the Region of Sudbury to ask them to reduce the speed limit.

A map of the section of road is attached to this petition.

NAME	SIGNATURE
Matt Hamilton	Matt Hamilton
Diane Hamilton	Diane Hamilton
Crystal Plouffe	Crystal Plouffe
Ryan Hartz	Ryan Hartz
LAURENT GIRARD	Laurent Girard
Roxane Girard	Roxane Girard
Wendell Wirtz	Wendell Wirtz
Michelle Hirschfeld	M. Hirschfeld
Amanda Borton	A Borton
Lynn Corrad	Lynn Corrad
Norbert Labre	Norbert Labre
Andrew Vallier	Andrew Vallier
Cody Vallier	Cody Vallier
M. Bushay	Margaret Bushay
EARLA RICHARDS	Mrs. Earla Richards



62
66
58



# VEHICLE SPEED STUDY

LOCATION STREET:

North of Cecil Street

AT:

RR# 86 Sked Road

DATE:

19-Oct-00

TIME BEGIN:

3:15 PM

SPEED LIMIT:

80 km/hr

DIRECTION:

BOTH

SPEED RANGE (S)	CARS/LIGHT TRUCKS (TOTAL)	HEAVY VEHICLES (TOTAL)	TOTAL (F)	(F) X (S)
0	0	0	0	0
110	0	0	0	0
108	0	0	0	0
106	0	0	0	0
104	0	0	0	0
102	0	0	0	0
100	0	0	0	0
98	0	0	0	0
96	0	0	0	0
94	0	0	0	0
92	2	0	2	184
90	0	0	0	0
88	5	0	5	440
86	5	0	5	430
84	4	0	4	336
82	3	0	3	246
80	9	0	9	720
78	11	0	11	858
76	9	0	9	684
74	9	0	9	666
72	10	0	10	720
70	6	0	6	420
68	5	0	5	340
66	3	0	3	198
64	7	0	7	448
62	1	0	1	62
60	1	0	1	60
58	1	0	1	58
56	1	0	1	56
54	2	0	2	108
52	2	0	2	104
50	2	0	2	100
48	1	0	1	48
46	1	0	1	46
44	0	0	0	0
42	0	0	0	0
40	0	0	0	0
38	0	0	0	0
36	0	0	0	0
34	0	0	0	0
32	0	0	0	0
30	0	0	0	0
0	0	0	0	0
SUM	100	0	100	7332
VEHICLES PASSING TEST POINT			100	
AVERAGE SPEED OF VEHICLES			73.3	
STANDARD DEVIATION OF SPEEDS			10.0	
85%-ILE SPEED OF VEHICLES			83.7	± 2.50

October 30, 2000 Report

**EXHIBIT: C**

## EXHIBIT: B

### SCHEDULE "A"

To By-law 2002-5T of the City of Greater Sudbury  
enacted by City Council on the

### SCHEDULE "T" TO BY-LAW 2001-1

#### HIGHER OR LOWER RATES OF SPEED THAN THAT PRESCRIBED BY THE REGIONAL ACT OR THE HIGHWAY TRAFFIC ACT

(1)	(2)	(3)	(4)
<u>Highway</u>	<u>From</u>	<u>To</u>	Maximum Rate of Speed in Kilometres <u>Per Hour</u>
Delete:			
Skead Road (Nickel Centre)	Falconbridge Highway	South Intersection with Old Skead Road	60
Add:			
Skead Road (Nickel Centre)	Falconbridge Highway	South Intersection with Old Skead Road	80

Report To: CITY COUNCIL

Report Date: January 7 , 2002

Meeting Date: January 17, 2002

**Subject: Application for Temporary Road Closure of Anderson Drive within the Walden community for the Walden Winter Carnival.**

**Division Review:**



R. G. (Greg) Clausen, P. Eng.  
Director of Engineering  
Services

**Department Review:**



D. Bélisle  
General Manager of  
Public Works

**C.A.O. Review:**



J. L. (Jim) Rule  
Chief Administrative Officer

Report Prepared by: R.W. Norton, P. Eng. Co-ordinator of Technical Services

**Recommendation:**

That Council pass the By-law approving the temporary closure of Anderson Road between Main Street and Turner Avenue within the community of Walden for the following periods:

8:00 a.m. to 5:00 p.m. Saturday, February 9<sup>th</sup>, 2002  
and

8:00 a.m. to 4:00 p.m. Sunday, February 10<sup>th</sup>, 2002

to facilitate the annual community of Walden Winter Carnival.

## **Background:**

The Walden Winter Carnival has been an annual community festival in the former Town of Walden.

This year the Walden Winter Carnival will take place from February 7, 2002 to February 10, 2002.

Staff recommends that Council pass the By-law approving the temporary closure of Anderson Drive between Main Street and Turner Avenue in the community of Walden for the following periods:

8:00 a.m. to 5:00 p.m. Saturday, February 9<sup>th</sup>, 2002  
and  
8:00 a.m. to 4:00 p.m. Sunday, February 10<sup>th</sup>, 2002

There are no residences or businesses which are affected within the portion of Anderson Drive being closed. Barricades will be set up and removed by volunteers and will be manned at all times to facilitate any required emergency vehicles.

Report To: **CITY COUNCIL**

Report Date: January 11, 2002

Meeting Date: January 17, 2002

**Subject: 2002 Water and Wastewater Rates**


**Division Review:**

  
S. Jonasson  
Director of Finance /  
City Treasurer

**Department Review:**

  
D. Wuksinic  
General Manager of  
Corporate Services

**C.A.O. Review:**

  
J. L. (Jim) Rule  
Chief Administrative  
Officer

**Report Prepared by: S. Jonasson**

### Executive Summary:

In 2001, R. V. Anderson and KPMG undertook a comprehensive review of the water and wastewater rate structure at the direction of City Council. As a result, Council approved a new rate structure policy, that provides for the full recovery of both water and wastewater costs, and allows for a sustainable capital asset management plan. This policy was established in By-law 2001-138F and in accordance with the by-law, water and wastewater rates will be as follows:

Water rates - per cubic metre	up 3.4 per cent to 61cents per cubic metre
service charge	up 3.4 per cent (various amounts depending on meter size)
miscellaneous	up 2.6 per cent (hydrant, sprinkler, etc.)
Wastewater rate	to 116 per cent of the water bill, from 115 per cent

## **Background:**

Due to time constraints, KPMG was retained to develop water and wastewater rates for 2002 in accordance with the policy adopted by Council last year.

The attached report from KPMG outlines the water and wastewater rates for 2002 and provides a detailed explanation of how these rates were developed.

Effective January 1, 2002, water rates (consumption and service charge) will increase by 3.4 per cent. All other miscellaneous water charges are to increase by 2.6 per cent. The wastewater rate will move to 116 per cent from 115 per cent.



KPMG LLP  
Chartered Accountants  
Claridge Executive Centre  
144 Pine Street PO Box 700  
Sudbury ON P3E 4R6

Telephone (705) 675-8500  
Telefax (705) 675-7586  
In Wats (1-800) 461-3551  
[www.kpmg.ca](http://www.kpmg.ca)

**Private and Confidential**

Ms. Sandra Jonasson  
Director of Finance/City Treasurer  
City of Greater Sudbury  
Tom Davies Square  
200 Brady Street  
Sudbury, Ontario P3A 5P3

January 7, 2002

Dear Ms. Jonasson

**Recommended Water and Wastewater Rates  
for the 2002 Fiscal Year**

As requested, KPMG is pleased to provide our comments concerning the recommended water and wastewater rates for the 2002 fiscal year. We understand that our comments will be used to assist City Council in establishing water and wastewater user rates for the 2002 fiscal year.

**SUMMARY OF RECOMMENDED RATES**

Based on the results of our analysis, we have calculated the water and wastewater rates to be levied by the City of Greater Sudbury (the "City") during the 2002 fiscal year to be as follows:

- *Variable water consumption charge* - \$0.61 per cubic metre of water consumed, representing an increase of \$0.02 per cubic metre or 3.4% above the existing water rate.
- *Monthly service charge* - \$9.07 per month for a standard residential water meter (5/8" diameter), representing an increase of \$0.30 per month or 3.4% above the existing monthly service charge.
- *Wastewater charge* - 116% of the amounts invoiced for water, compared to the previous rate of 115% of water billings.

In addition, we would also recommend that other charges relating to water and wastewater services, including charges relating to private fire hydrants and sprinkler systems, be increased by 2.6% to reflect inflation.





Ms. Sandra Jonasson  
City of Greater Sudbury  
January 7, 2002  
Page 2

## OVERVIEW OF THE RATE SETTING PROCESS

On June 12, 2001, City Council ratified bylaw 2001-138F, which established water and wastewater rates for the 2001 fiscal year. The ratification of the bylaw resulted in significant changes to the way in which water and wastewater services are financed, including:

- The recovery of 100% of all wastewater costs through user fees. Prior to the implementation of the bylaw, wastewater costs were financed primarily (70%) through the municipal levy, with the remaining portion financed through user fees; and
- The financing of water costs relating to fire protection through the municipal levy. These costs, which amount to approximately \$2.4 million per year, were previously financed through water user fees.

As a result of the bylaw, the following water and wastewater rates were established effective July 1, 2001:

*Water and Wastewater Rates Following Bylaw 2001-138F*

	New Rate	Previous Rate
▪ Water rate (per cubic metre consumed)	\$0.59	\$0.77
▪ Wastewater rate (as a percentage of water billings)	115%	25%

In addition to establishing water and wastewater rates for the 2001 fiscal year, the bylaw also defined the rate setting process, whereby future rates would be adjusted to reflect:

- Inflationary increases.
- Changes in consumption levels.
- The adoption of a sustainable capital asset management program, intended to increase the amount of funding for the ongoing replacement and rehabilitation of existing water and wastewater infrastructure.





Ms. Sandra Jonasson  
City of Greater Sudbury  
January 7, 2002  
Page 3

## OVERVIEW OF FINANCIAL RESULTS FOR THE 2001 FISCAL YEAR

Based on our analysis, we have estimated that the City has generated water and wastewater revenues amounting to approximately \$29.6 million during its 2001 fiscal year, consisting of \$17.1 million in water revenues and \$12.5 million in wastewater revenues. As well, an additional \$6.2 million relating to water and wastewater services was raised through the municipal levy, consisting of:

- \$1.2 million relating to fire protection charges
- \$5.0 million relating to wastewater services, representing that portion of wastewater costs incurred prior to July 1, 2001 (the implementation of a full recovery system for wastewater costs) and financed through the municipal levy

Based on total budgeted expenditures of \$35.5 million, we have estimated that water and wastewater revenues will exceed budgeted 2001 expenditures by approximately \$360,000, as follows:

### *Projected Water and Wastewater Revenues and Expenditures*

	Water	Wastewater	Total
User fees	\$15,929,650	\$11,797,996	\$27,727,646
Other recoveries	\$1,127,683	\$748,445	\$1,874,255
Total revenues	\$17,055,460	\$12,546,441	\$29,601,901
Total expenditures	\$18,162,959	\$17,318,704	\$35,481,663
Net surplus (deficit) before municipal levy	(\$1,107,499)	(\$4,772,263)	(\$5,879,762)
Amounts financed through municipal levy	\$1,156,974	\$5,084,867	\$6,241,841
Net surplus	\$49,475	\$312,604	\$362,079

Pursuant to the terms of the bylaw, these surpluses will be transferred to capital financing reserve funds for water and wastewater services. The purpose of these reserve funds is to finance shortfalls in water and wastewater revenues, thereby ensuring no impact on the municipal levy.



Ms. Sandra Jonasson  
City of Greater Sudbury  
January 7, 2002  
Page 4

## **PROJECTED WATER AND WASTEWATER RATES FOR THE 2002 FISCAL YEAR**

Based on our analysis, we have calculated the water and wastewater rates that should be charged by the City during its 2002 fiscal year to be as follows:

- Variable water consumption charge - \$0.61 per cubic metre consumed
- Monthly service fee - \$9.07 per month for a standard residential metre (5/8" diameter)
- Wastewater rate - 116% of water billings

Our calculations of the recommended water and wastewater rates for the 2002 fiscal year have been made in accordance with the rate setting process established by Bylaw 2001-138F. Specifically, we have considered the following items:

- An inflationary increase of 2.6%, amounting to increased costs of \$483,000 for water services and \$450,000 for wastewater services. This inflationary increase has been based on the Consumer Price Index increase for the month of September 2001;
- The adoption of a sustainable capital asset management policy for both water and wastewater services. Accordingly, the budgeted water and wastewater costs have been increased by \$400,000 and \$440,000, respectively;
- Costs relating to the implementation of quarterly water and wastewater billings in 2002;
- Fire protection charges of \$2,374,000 which have been included in water costs but which will be financed through the municipal levy;
- Inflationary increases in other recoveries and fees of 2.6%, based on the Consumer Price Index Increase for the month of September 2001; and
- Projected consumption of 17.7 million cubic metres, representing the average of the 2000 and 2001 consumption levels, reduced by 0.5% to reflect likely reductions in consumption as a result of the implementation of full cost recoveries for wastewater services.

We have included schedules supporting the recommended rate structure as an appendix to our report.



Ms. Sandra Jonasson  
City of Greater Sudbury  
January 7, 2002  
Page 5

## IMPACT ON RESIDENTIAL HOMEOWNERS

When comparing the recommended rate structure to that established under Bylaw 2001-138F and effective July 1, 2001, the net effect to a typical residential property owner in Greater Sudbury is estimated to be just under \$21.00 per year, as follows:

*Estimated Water and Wastewater Costs – Typical Residential Property Owner (240 cubic metres of water consumed)*

	Annual Cost Based On Rate in Effect At		Annual Increase
	Jan. 1, 2002	July 1, 2001	
▪ Variable water consumption charges	\$146.40	\$141.60	\$4.80
▪ Monthly service charges	\$108.84	\$105.24	\$3.60
▪ Wastewater charges	\$296.08	\$283.87	\$12.21
Total water and wastewater costs	\$551.32	\$530.71	\$20.61

To the extent that residential property owners change their consumption of water during 2002, the effects of the recommended rate structure will fluctuate accordingly.

\*\*\*\*\*

We trust the above is satisfactory for your purposes. Should you have any questions or require further information, please do not hesitate to contact the undersigned at your convenience.

Yours very truly

Oscar Poloni, CA, CBV

me 20745

**CITY OF GREATER SUDBURY**  
**WATER AND WASTEWATER ACCRUAL SCHEDULES**  
**FORECASTED FINANCIAL RESULTS - 2001 FISCAL YEAR**

	Water	Wastewater	Total
Projected revenue:			
User fees:			
User fees invoiced during the current year	\$ 16,455,380	7,353,528	23,808,908
Less: prior year's accrual	(3,898,502)	(938,383)	(4,836,885)
Add: current year's accrual	4,104,558	4,416,505	8,521,063
Water and wastewater adjustments	168,214	66,346	234,560
Allocation of water revenues to wastewater costs	(900,000)	900,000	-
	15,929,650	11,797,996	27,727,646
Other revenue (as per budget):			
INCO and Falconbridge donation	300,000	300,000	600,000
Frontage fees	327,245	448,445	775,690
Private hydrant charges	117,916	-	117,916
Private sprinkler charges	71,831	-	71,831
Penalties	280,188	-	280,188
Other recoveries	28,630	-	28,630
	1,125,810	748,445	1,874,255
Total revenue	17,055,460	12,546,441	29,601,901
Budgeted expenditures	18,162,959	17,318,704	35,481,663
Excess of expenditures over revenues before municipal levy	(1,107,499)	(4,772,263)	(5,879,762)
Water and wastewater costs financed through municipal levy	1,156,974	5,084,867	6,241,841
Estimated surplus (deficit)	\$ 49,475	312,604	362,079



<b>CITY OF GREATER SUDBURY WATER AND WASTEWATER ACCRUAL SCHEDULES RECOMMENDED WATER RATES - 2002 FISCAL YEAR</b>
--

Budgeted 2001 water costs	\$ 18,162,959
Add (less):	
Enhanced capital expenditures relating to sustainable capital asset policy	400,000
Inflation adjustment	483,000
Increased costs relating to implementation of quarterly water billings	112,500
Fire protection charges financed through municipal levy	(2,374,000)
	(1,378,500)
Total water costs to be financed	16,784,459
Less other revenue sources:	
INCO and Falconbridge donation	(200,000)
Frontage fees	(302,878)
Private hydrant charges	(120,982)
Private sprinkler charges	(73,699)
Penalties	(287,473)
Other recoveries	(29,374)
	(1,014,406)
Required water billing revenue	15,770,053
Estimated revenue collected through water service charge before increase	(4,963,200)
Water revenue to be collected through variable consumption charge	10,806,853
Projected consumption level (in cubic metres):	
2000 consumption level	17,604,119
2001 consumption level	17,927,943
Average	17,766,031
Consumption adjustment (note 1)	(88,830)
Projected consumption	17,677,201
Recommended water rate	\$ 0.610

Notes:

- (1) For the purpose of our analysis, we have adjusted the projected 2002 consumption levels to reflect a 0.5% reduction in consumption resulting from the implementation of a full cost recovery system for wastewater services.



<b>CITY OF GREATER SUDBURY</b> <b>WATER AND WASTEWATER ACCRUAL SCHEDULES</b> <b>RECOMMENDED WASTEWATER RATES - 2002 FISCAL YEAR</b>
---

Budgeted 2001 wastewater costs	\$ 17,318,704
Add (less):	
Enhanced capital expenditures relating to sustainable capital asset policy	440,000
Inflation adjustment	450,000
	890,000
Total wastewater costs to be financed	18,208,704
Less other revenue sources:	
INCO and Falconbridge donation	(200,000)
Frontage fees	(382,513)
Private hydrant charges	-
Private sprinkler charges	-
Penalties	-
Other recoveries	-
	(582,513)
Required wastewater billing revenue	17,626,191
Total water billing revenue	15,770,053
Less: portion not receiving wastewater services	(630,800)
	15,139,253
Required wastewater surcharge as a percentage of water billings	116%

<b>CITY OF GREATER SUDBURY</b> <b>WATER AND WASTEWATER ACCRUAL SCHEDULES</b> <b>SUMMARY OF ESTIMATED CONSUMPTION LEVELS</b>
---

	1998	1999	2000	2001
Total water revenues	\$ 18,768,137	19,805,248	19,292,199	17,055,460
Add: Water revenue allocated to wastewater costs	-	-	-	900,000
	18,768,137	19,805,248	19,292,199	17,955,460
Less: non-water billing revenues:				
INCO and Falconbridge donation	-	-	-	(300,000)
Frontage fees	-	(385,302)	(381,743)	(327,245)
Private hydrant charges	(117,574)	(117,299)	(126,003)	(117,916)
Private sprinkler charges	(64,741)	(70,234)	(78,264)	(71,831)
Penalties	(329,319)	(324,524)	(298,680)	(280,188)
Other charges	18,800	(65,548)	(52,337)	(28,630)
	(492,834)	(962,907)	(937,027)	(1,125,810)
Water billing revenues	18,275,303	18,842,341	18,355,172	16,829,650
Less: estimated service charge revenue	(4,600,000)	(4,800,000)	(4,800,000)	(4,800,000)
Estimated water revenue collected through variable rate	13,675,303	14,042,341	13,555,172	12,029,650
Estimated average rate per cubic metre	\$ 0.757	0.770	0.770	0.671
Estimated consumption, in cubic metres	18,065,129	18,236,806	17,604,119	17,927,943




## Agenda Report

Report To: **CITY COUNCIL**

Report Date: **January 11<sup>th</sup>, 2002**

Meeting Date: **January 17<sup>th</sup>, 2002**

**Subject:** Public Sale Under The Municipal Tax Sales Act

<b>Division Review:</b>  S. Jonasson Director of Finance/ City Treasurer	<b>Department Review:</b>  D. Wuksinic General Manager of Corporate Services	<b>Recommended for Agenda:</b>  J.L. (Jim) Rule Chief Administrative Officer
<b>Report Authored by:</b> T. Derro, Supervisor of Tax/Chief Tax Collector		

### For Information Only

#### Executive Summary:

On October 31<sup>st</sup>, 2001, the City of Greater Sudbury conducted its second Public Sale of properties under the authority of The Municipal Tax Sales Act. The tax collection efforts and the explanation of The Municipal Tax Sales Act were set out in previous reports to Council dated April 26<sup>th</sup> and September 26<sup>th</sup>, 2001 (attached).

Several properties in the Public Sale were not sold and therefore were vested in the name of the City of Greater Sudbury. It is appropriate that the tax arrears affiliated with these properties be struck from the Collector's Roll pursuant to Section 441(1) of The Municipal Act. The write-offs for these properties are included in the report to Council entitled "*The Cancellation, Reduction or Refund of Realty Taxes - Sections 441, 442 and 443 of The Municipal Act.*"



Report Title: Public Sale Under The Municipal Tax Sales Act  
Reviewed by: Paddy Buchanan, Acting Manager of Current Accounting Operations  
Date: January 11<sup>th</sup>, 2002

Page 2

## Background:

There were a total of twenty-eight (28) properties identified for the October 31<sup>st</sup>, 2001 Public Sale. Nine (9) properties were paid in full as a result of further collection efforts. One (1) property was removed from the Sale List due to environmental concerns, and this property will be dealt with under upcoming Provincial Legislation expected to be in place next year.

This left eighteen (18) properties advertised for sale. Five (5) properties were sold to members of the general public, and the transactions have been completed. Thirteen (13) properties were not sold and have been vested in the name of the City of Greater Sudbury.

For the properties that have been vested, the tax arrears are uncollectable and should be removed from the Collector's Roll.

Section 441(1) of The Municipal Act authorizes Council to write-off taxes deemed to be uncollectable. Section 441(1) reads as follows:

*"Where the treasurer ascertains that certain taxes are uncollectable, the treasurer shall recommend to the Council that such outstanding taxes be struck off the roll, and the council may direct the treasurer to strike such taxes off the roll."*

This item has been included on a separate report for the Council meeting of January 17<sup>th</sup>, 2002 that deals with tax write-offs under Sections 441, 442 and 443 of The Municipal Act. Members of Council may address this matter at that time.

Report Date: April 26, 2001


**Subject: Public Sale Under The Municipal Tax Sales Act**

**Department Review:**



D. Wuksinic  
General Manager of Corporate Services

**C.A.O. Review:**



J. L. (Jim) Rule  
Chief Administrative Officer

## Executive Summary

The City of Greater Sudbury will be conducting a sale of vacant land registered for tax arrears under the Municipal Tax Sales Act by public tender in June, 2001. Improved properties registered for tax arrears will be sold shortly thereafter.

51

100