

# Request for Decision City Council





Type of Decision									
Meeting Date	April 14 <sup>th</sup> , 2005				Report Date	April 6 <sup>th</sup> , 2005			
Decision Requested	<input checked="" type="checkbox"/>	Yes		No	Priority	<input checked="" type="checkbox"/>	High		Low
	Direction Only				Type of Meeting	<input checked="" type="checkbox"/>	Open		Closed

Report Title
Traffic Control - Urbandale Street and Grandale Street

Policy Implication + Budget Impact	
<input type="checkbox"/>	This report and recommendation(s) have been reviewed by the Finance Division and the funding source has been identified.
<input checked="" type="checkbox"/>	Background Attached

Recommendation	
<p>THAT traffic at the intersection of Urbandale Street and Grandale Street be controlled with a stop sign facing eastbound traffic on Grandale Street, and,</p> <p>THAT a By-Law be passed to amend Traffic and Parking By-Law 2001-1 in the City of Greater Sudbury, to implement the recommended change.</p>	
<input type="checkbox"/>	Recommendation Continued

Recommended by the Department Head
 Alan Stephen General Manager of Infrastructure & Emergency Services

Recommended by the C.A.O.
 Mark Mioto Chief Administrative Officer

Date: April 6<sup>th</sup>, 2005

**Report Prepared By**



Nathalie Mihelchic, P. Eng.  
Manager of Transportation Engineering Services

**Division Review**



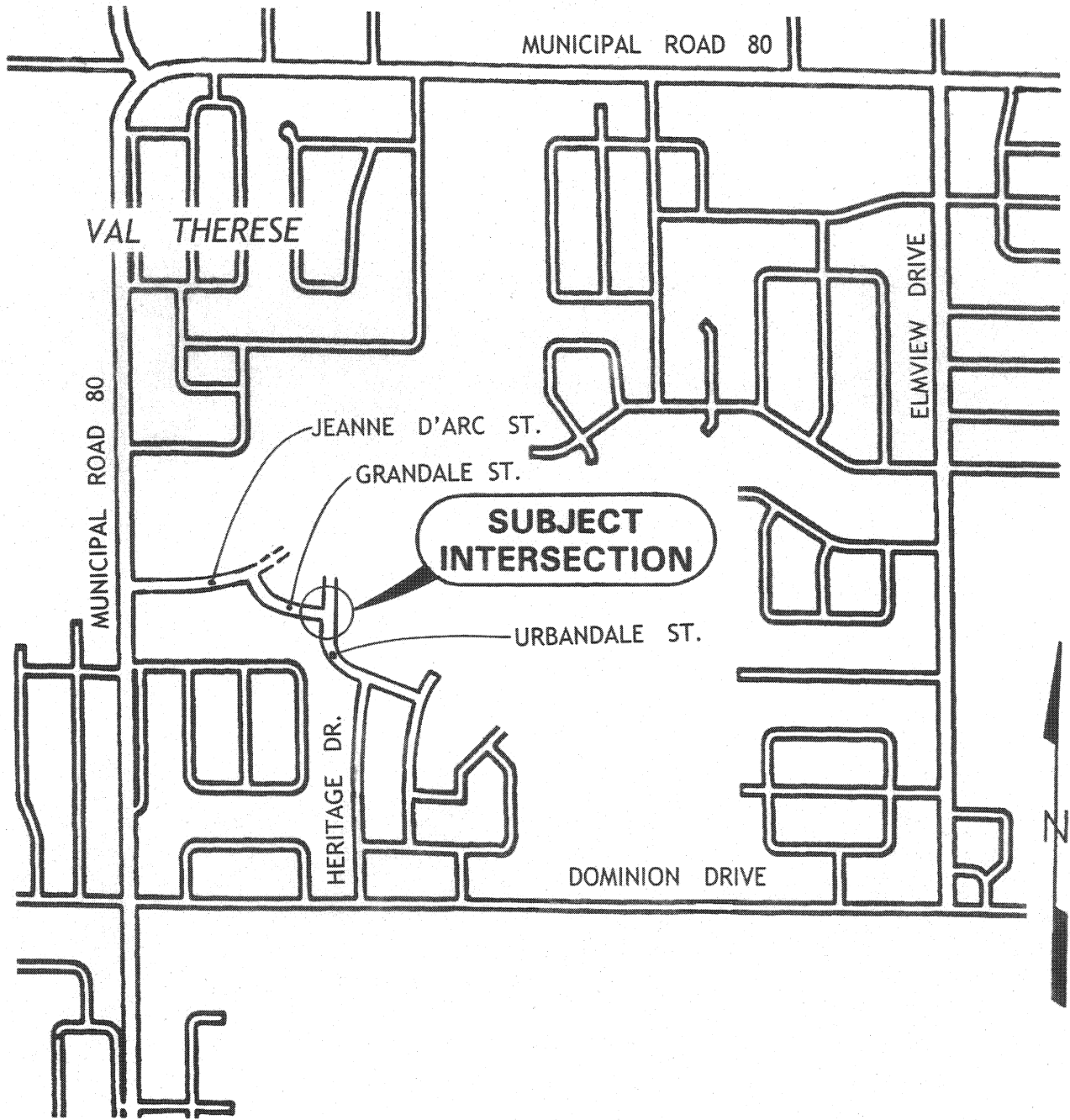
R.G. (Greg) Clausen, P. Eng.  
Director of Engineering Services


Background:

Phases 6 and 7 of Dominion Parc Subdivision are currently being developed (see Exhibit 'A'). An extension of Urbandale Street and a new Grandale Street are being constructed. The City of Greater Sudbury will assume both Urbandale Street and Grandale Street as public roads.

Grandale Street intersects with Urbandale Street forming a "T" intersection. It is recommended that traffic be controlled at this intersection with a "stop" sign facing eastbound traffic on Grandale Street and that a By-Law be passed to amend Traffic and Parking By-Law 2001-1 in the City of Greater Sudbury, to implement the recommended change.

# EXHIBIT: A



	URBANDALE ST. at GRANDALE ST. PHASES 6 AND 7 of DOMINION PARC SUBDIVISION	
	INTERSECTION CONTROL	
	N.T.S.	2005/03/30

# Request for Decision City Council



Type of Decision									
Meeting Date	April 14 <sup>th</sup> , 2005				Report Date	April 6 <sup>th</sup> , 2005			
Decision Requested	<input checked="" type="checkbox"/>	Yes	<input type="checkbox"/>	No	Priority	<input checked="" type="checkbox"/>	High	<input type="checkbox"/>	Low
	Direction Only				Type of Meeting	<input checked="" type="checkbox"/>	Open	<input type="checkbox"/>	Closed

**Report Title**

New Traffic Signals - Second Avenue at Donna Drive  
Dual Left Lanes - Kingsway and Falconbridge Hwy. / Second Avenue  
All-Way Stop - Marcus Drive at Donna Drive

**Policy Implication + Budget Impact**

This report and recommendation(s) have been reviewed by the Finance Division and the funding source has been identified.

Background Attached

**Recommendation**

THAT dual left turn lanes be designated to accommodate the eastbound to northbound traffic movement from the Kingsway onto Falconbridge Highway, and,

THAT dual left turn lanes be designated to accommodate the southbound to eastbound traffic movement from Falconbridge Highway onto the Kingsway, and,

THAT dual left turn lanes be designated to accommodate the northbound to westbound traffic movement from Second Avenue onto the Kingsway, and,


THAT new traffic signals be installed at the intersection of Second Avenue at Donna Drive, and,

THAT an all-way stop be installed at the intersection of Donna Drive at Marcus Drive, and,

THAT a By-Law be passed to amend Traffic and Parking By-Law 2001-1 in the City of Greater Sudbury, to implement the recommended changes.

Recommendation Continued

**Recommended by the Department Head**

  
Alan Stephen  
General Manager of Infrastructure & Emergency Services

**Recommended by the C.A.O.**

  
Mark Mieto  
Chief Administrative Officer

Dual Left Lanes - Kingsway and Falconbridge Hwy. / Second Avenue

All-Way Stop - Marcus Drive at Donna Drive

Date: April 6<sup>th</sup>, 2005

**Report Prepared By**



Nathalie Mihelchic, P. Eng.  
Manager of Transportation Engineering Services

**Division Review**



R.G. (Greg) Clausen, P. Eng.  
Director of Engineering Services

for

Background:

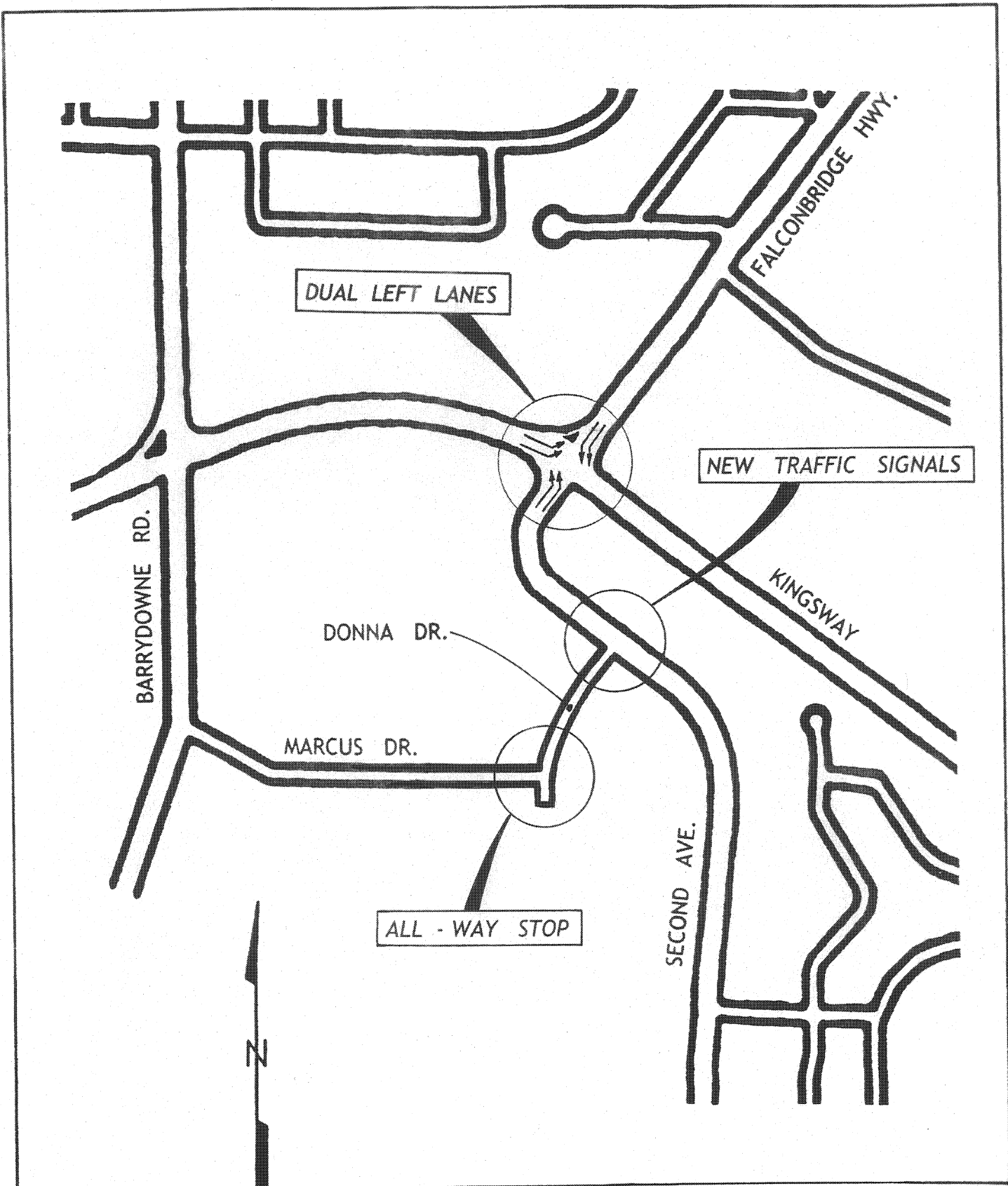
The next phase of the RioCan development, located south of the Kingsway (see Exhibit 'A'), is currently under construction. The increased traffic generated by this retail expansion results in the need for new traffic signals at the intersection of Second Avenue at Donna Drive. It also requires an upgrade to the intersection of the Kingsway at Falconbridge Highway / Second Avenue to accommodate left turn lanes. The contract for this work will soon be tendered by the City.


As part of the development, Donna Drive will be extended to intersect with Marcus Drive and the Mall entrance, forming a "T" intersection. It is recommended that traffic at this new intersection be controlled by an all-way stop.

It is recommended that dual left turn lanes be designated to accommodate the eastbound to northbound traffic movement from the Kingsway onto Falconbridge Highway, and dual left turn lanes be designated to accommodate the southbound to eastbound traffic movement from Falconbridge Highway onto the Kingsway, and dual left turn lanes be designated to accommodate the northbound to westbound traffic movement from Second Avenue onto the Kingsway.

It is also recommended that new traffic signals be installed at the intersection of Second Avenue at Donna Drive and that a By-Law be passed to amend Traffic and Parking By-Law 2001-1 in the City of Greater Sudbury, to implement the recommended changes.

# EXHIBIT: A



 <b>Sudbury</b> <small>Greater Council</small>	SECOND AVE. AT DONNA DR. KINGSWAY AT FALCONBRIDGE HWY./ SECOND AVE. MARCUS DR. AT DONNA DR.	
	NEW TRAFFIC SIGNALS/ DUAL LEFT LANES / ALL-WAY STOP	
	2005/03/30	N.T.S.

# Request for Decision City Council



## Type of Decision

Meeting Date	April 14, 2005				Report Date	April 6, 2005			
Decision Requested	<input checked="" type="checkbox"/>	Yes		No	Priority	<input checked="" type="checkbox"/>	High		Low
	Direction Only				Type of Meeting	<input checked="" type="checkbox"/>	Open		Closed

## Report Title

2005 Tax Rates

### Policy Implication + Budget Impact

This report and recommendation(s) have been reviewed by the Finance Division and the funding source has been identified.

Background Attached

### Recommendation

THAT the By-law that sets out the 2005 municipal tax rates for the City of Greater Sudbury be enacted.

Recommendation Continued

### Recommended by the Department Head


S. Jonasson  
Acting Chief Financial Officer / Treasurer

### Recommended by the C.A.O.

M. Mieto  
Chief Administrative Officer

Date: April 6, 2005

**Report Prepared By**



E. Stankiewicz  
Co-Ordinator of Current Budget

**Division Review**



C. Mahaffy  
Manager of Financial Planning & Policy / Deputy Treasurer

**BACKGROUND**

**Tax Rates**

Tax rates have been developed based on the different service areas. The fire and transportation rates will be specific to the service level received in each area. A general rate will apply to all taxpayers. For illustration purposes, Schedule "A" reflects the tax rates for all service areas by class based on the revised tax roll and an approved municipal levy of \$147,592,079.

**Comparison of Taxes**

The following is a comparison of residential tax rates from 2004 to 2005, which includes the general rate and any applicable area rates:

	2004 Rates	2005 Rates	% Change
General / Career Fire / Urban Transportation (Former City of Sudbury)	1.599485 %	1.694414 %	5.9
General / Composite Fire / Commuter Transportation (Former City of Valley East)	1.532330 %	1.612155 %	5.2
General / Volunteer Fire / Commuter Transportation (All Others excluding Annexed Areas)	1.458061 %	1.531358 %	5.0
General / Volunteer Fire (Annexed Areas)	1.404955 %	1.478599 %	5.2

The overall levy increase for 2005, net of assessment growth, was 5.6%. The above rates average out to this 5.6%.

**Due Dates**

The final due dates for all classes have been set for June 6, 2005 and July 6, 2005.



## City of Greater Sudbury 2005 Tax Rates for all Municipal Purposes

(all figures in the form of %'s)

Property Description	General	Career	Fire Rate		Transportation Rate		Career/Urban Area	Commuter/		Volunteer Area
			Composite	Volunteer	Urban	Commuter		Commuter Area	Volunteer/Commuter Area	
Residential/New Multi-Res	1.381493	0.201510	0.177903	0.097106	0.111411	0.052759	1.694414	1.612155	1.531358	1.478599
Multiple Residential	2.844632	0.414929	0.366320	0.199951	0.229406	0.108636	3.488967	3.319588	3.153219	3.044583
Commercial Occupied	2.289686	0.333983	0.294856	0.160943	0.184653	0.087443	2.808322	2.671985	2.538072	2.450629
Commercial Excess Land	1.602808	0.233792	0.206403	0.112662	0.129259	0.061211	1.965859	1.870422	1.776681	1.715470
Commercial Vacant Land	1.602808	0.233792	0.206403	0.112662	0.129259	0.061211	1.965859	1.870422	1.776681	1.715470
Industrial Occupied	3.349015	0.488501	0.431272	0.235404	0.270083	0.127898	4.107599	3.908185	3.712317	3.584419
Industrial Excess Land	2.176860	0.317525	0.280327	0.153013	0.175554	0.083134	2.669939	2.540321	2.413007	2.329873
Industrial Vacant Land	2.176860	0.317525	0.280327	0.153013	0.175554	0.083134	2.669939	2.540321	2.413007	2.329873
Large Industrial Occupied	3.795928	0.553689	0.488824	0.266818	0.306124	0.144966	4.655741	4.429718	4.207712	4.062746
Large Industrial Excess Land	2.467353	0.358998	0.317736	0.173432	0.198981	0.094228	3.026232	2.879317	2.735013	2.640785
Pipelines	1.895547	0.276492	0.244101	0.133239	0.152867	0.072391	2.324906	2.212039	2.101177	2.028786
Farm	0.345373	0.050378	0.044476	0.024277	0.027853	0.013190	0.423604	0.403039	0.382840	0.369650
Managed Forests	0.345373	0.050378	0.044476	0.024277	0.027853	0.013190	0.423604	0.403039	0.382840	0.369650

### Fire Area Rate

- Career - this rate is applied to properties in the former City of Sudbury
- Composite - this rate is applied to the properties in the former City of Valley East
- Volunteer - this rate is applied to all other areas of the City of Greater Sudbury

### Transportation Rate

- Urban - this rate applies to properties in the former City of Sudbury
- Commuter Rate - this rate applies to all other areas of the City of Greater Sudbury with the exception of the formerly Unorganized areas
- No Rate - applies to formerly Unorganized areas

# Request for Decision City Council





Type of Decision									
Meeting Date	April 14, 2005				Report Date	April 6, 2005			
Decision Requested	<input checked="" type="checkbox"/>	Yes		No	Priority	<input checked="" type="checkbox"/>	High		Low
	Direction Only				Type of Meeting	<input checked="" type="checkbox"/>	Open		Closed

Report Title
2005 Tax Rates - Business Improvement Areas

Policy Implication + Budget Impact	
<input checked="" type="checkbox"/>	This report and recommendation(s) have been reviewed by the Finance Division and the funding source has been identified.
<input checked="" type="checkbox"/>	Background Attached

Recommendation
<p>THAT Council approve the tax rates developed in accordance with the budgets submitted by each Business Improvement Area.</p>
Recommendation Continued

Recommended by the Department Head
 S. Jonasson Acting Chief Financial Officer / Treasurer

Recommended by the C.A.O.
 M. Mieto Chief Administrative Officer

Date: April 6, 2005

**Report Prepared By**



E. Stankiewicz  
Co-Ordinator of Current Budget

**Division Review**



C. Mahaffy  
Manager of Financial Planning & Policy / Deputy Treasurer

**BACKGROUND**

The Flour Mill Business Improvement Area (BIA) and Metro Centre BIA have passed their budgets and levies and are requesting Council approval of same, together with the corresponding tax rate by-laws.

**2005 Operating Budgets**

The 2005 operating budget for the Flour Mill BIA in the amount of \$10,000 is before Council for approval and a copy of the minutes approving this budget is attached for information.

The 2005 operating budget for Metro Centre is also before Council for approval. The 2005 budget provides for a levy of \$400,000 and a copy of the request is attached.

**2005 Tax Rates**

The following reflects the BIA tax rates for the properties in the Flour Mill BIA:

Commercial and Industrial Occupied	.089794%
Commercial and Industrial Vacant	.062855%

The following reflects the BIA tax rates for the Metro Centre BIA:

Commercial and Industrial Occupied	.578956%
Commercial and Industrial Vacant	.405269%

These rates will be included for the BIA properties on the final tax bills with the due dates of June 6, 2005 and July 6, 2005.

**MINUTES OF THE ANNUAL MEETING OF THE  
FLOUR MILL BUSINESS IMPROVEMENT AREA ASSOCIATION**

Tuesday, March 2, 2005  
Place: Maria's Restaurant

Commencement: 7:00 pm  
Adjournment: 8:05 pm

Present: Robert Kenwell, Rita McMahon, Georges Rosset, Peter Kostakos,  
Frédéric St. Onge, Colette Reynolds, Jean-Serge Pharand, acting-secretary

Excused: Chair Dr Ricardo De la Riva, Adrienne De la Riva, Lynn Reynolds, Terry McMahon

1) In the absence of the chair, Dr. R. De la Riva, Mr. Rosset presides the meeting and welcomes the group to the meeting.

2) The agenda was presented and discussed.

Rita McMahon and Colette Reynolds : "That the Agenda for the Annual Meeting of the Flour Mill Business Improvement Area dated March 15, 2004 be accepted".

Carried

3) Minutes

Rita McMahon and Peter Kostakos : "That the minutes of the Annual Meeting of the Flour Mill Business Improvement Area dated March 15, 2004 be accepted".

Carried

4) Financial Report

Question: C. Reynold asks what are the boundaries of the Flour Mill Business Improvement Area. Mr. Rosset explains the boundaries are Laforest, Clinton, Leslie, Wilma.. The group asks if a complete explanation of the boundaries can be obtained by the next meeting.

Question: C. Reynolds ask if the boundaries includes business' beyond Leslie street. Mr. Rosset explains that no they are not included.

Frédéric St. Onge and Colette Reynolds : "That the financial report ending December 31, 2004 be accepted as presented".

Carried

5) 2005 Budget

Peter Kostakos and Rita McMahon: "That the 2005 Budget be approved in the amount of \$10 000,00 to maintain the same levy as in 2004".

Carried

#### 6. New business


**Suggestion:** At the March 2nd meeting, Lynn Reynolds presented the costs involved to install Flags along the Notre-Dame corridor to create awareness for the Flour Mill Area and improve the image. Jean-Serge Pharand proposes to broaden this idea by asking the business' within the Flour Mill to participate by flying the same Flag on their buildings. This would help promote the business' within the Flour Mill area and create the same image across the community. It would also be a way to return a part of the levy to the business' who support the the Flour Mill BIA.

**Suggestion:** Colette Reynolds suggest the a flyer be sent to Flour Mills residents to suggests they take a few minutes to help keep our community clean. Frédéric St.Onge volontered too prepare a draft for the flyer on the thene of pride in our community by keeping it clean. She also suggest using co-op advertising on TV to promote business' in the area.

**Suggestion:** It is suggested that we get a final estimate for the proposed improvement on Kathleen by the next meeting so that this project can advance this year.

#### 7. Ajournement

The next meeting has been set on March 17, 2005 , 7h00 pm at Maria's Restaurant.



March 2, 2005

RECEIVED  
MAR - 8 2005  
CLERKS - DEPT.

**DELIVERED**

City of Greater Sudbury  
200 Brady Street  
Sudbury, Ontario P3A 5P3

**ATTENTION: THOM MOWRY ... CITY CLERK**

---

Dear Mr. Mowry:

**RE: 2005 BUDGET ... SUDBURY METRO CENTRE**

---

Sudbury Metro Centre recently held their **Annual General Meeting - Tuesday, February 22, 2005**.

At this time, Members were provided Information Packages, as well as a verbal presentation including 2004 Highlights and Financial Statements, as well as the 2005 Program and Budget (as approved and recommended by the Board of Directors). Property Owners and Businesses were advised of this meeting through both mailed and hand delivered notices.

Further to presentations, the following resolution related to the 2005 Program and Budget was presented.

**AGM-05-01**

**THAT** the General Membership of Sudbury Metro Centre, at the Annual General Meeting held Tuesday, February 22, 2005, approves a 2005 Levy Request of \$400,000, for the purposes of undertaking the operations and programs of Sudbury Metro Centre, as presented by the Board of Directors;

**AND FURTHER THAT** this represents a 0% increase from members over the last four (4) years - 2002, 2003, 2004, 2005.

**CARRIED**

I have attached 20 copies of the Annual Report, containing the 2005 Budget, for Council and Staff and for final ratification by City Council.

I would also like to request the opportunity for the Board to make a brief presentation to Council at the time this is on the Agenda.

Should you have additional questions, please do not hesitate to contact me.

Yours truly,

Maureen M. Luoma  
Executive Director

Att.  
cc Directors ... Sudbury Metro Centre

# Request for Decision City Council



## Type of Decision

Meeting Date	April 14, 2005				Report Date	April 1, 2005			
Decision Requested	<input checked="" type="checkbox"/>	Yes	<input type="checkbox"/>	No	Priority	<input checked="" type="checkbox"/>	High	<input type="checkbox"/>	Low
	Direction Only				Type of Meeting	<input checked="" type="checkbox"/>	Open	<input type="checkbox"/>	Closed

## Report Title

Theatre du Nouvel-Ontario (TNO) - Three Year Business Plan

### Policy Implication + Budget Impact

This report and recommendation(s) have been reviewed by the Finance Division and the funding source has been identified.

The \$9,000 funding towards this project will come from the 2005 Economic Development Capital Envelope.

Background Attached

### Recommendation

That City Council support the recommendation of the GSDC Board of Directors to support the proposal by the Theatre du Nouvel-Ontario (TNO) to undertake a three-year business plan with a contribution of \$9,000 (20% of the total cost of \$45,000), subject to receiving funding approval from FedNor. Funding will come out of the 2005 economic development capital envelope.

Recommendation Continued

### Recommended by the Department Head

Doug Nadorozny, General Manager  
Growth and Development

### Recommended by the C.A.O.

Mark Mieto  
Chief Administrative Officer

Date: April 1, 2005

**Report Prepared By**

Helen Mulc, Manager of Business Development

**Division Review**

**Background:**

**Project Component:**

The arrival of a new management team during the summer of 2004 at the Theatre du Nouvel Ontario (TNO) provided the organization with an opportunity to review its operations. Although the TNO has continued to enjoy national and provincial recognition for its artistic projects, it found itself lacking when it came to local audience development and the establishment of strategic partnerships in the Greater Sudbury area. The TNO wants to retain a professional services firm to develop a three-year business plan that will include a marketing strategy that will help it renew its image, update its communications initiatives and increase its visibility at the local and regional levels. The financial component of the business plan identifies partners and venues for increased autonomous funding (i.e. sponsorships, increased season subscriptions).

**Project Description:**

**Objectives**

- Increased and enhanced visibility of the TNO's products and new artistic orientations at the local and regional levels;
- Define the TNO's existing and potential markets;
- Establish goals to increase audience attendance and autonomous revenues;
- Identify potential sponsors and business partnerships.

**Expected Results**

- Increased single ticket sales (30% over three years);
- Increased seasonal subscriptions (25% over three years);
- Development of new promotional and marketing initiatives and tools;
- Establish seasonal sponsorship agreements.

**Timelines**

- March to May 2005: development of three year business plan
- June 2005 to May 2006: implement Year 1 strategies
- April/May 2006: review Year 1 progress and Year 2 initiatives accordingly
- June 2006 to May 2007: implement Year 2 strategies
- April/May 2007: review Year 2 progress and Year 3 initiatives accordingly
- June 2007 to May 2008: implement Year 3 strategies
- April/May 2008: final evaluation of business plan implementation
- Pursue established initiatives throughout 2008-2009.

Start Date: March 2005

Completion Date: May 2005



**Estimated Project Costs**

Activity	Total Costs Estimated
<u>Financial plan</u> : includes research, budget and financial statement analysis, development of potential scenarios to increase autonomous revenues, identification of potential sponsorships, development of financial plan and honoraries.	\$20 000
<u>Marketing/communication plan</u> : includes consultations with TNO's actual and potential audience, consultation report, analysis of TNO's promotional tools and strategies, identification of potential markets and strategies, development of promotional tools (ex. Brochure of 2005-2006 season, Web site interface, etc.), validation of recommendations with focus groups and honoraries.	\$25 000
<b>Total:</b>	<b>\$45 000</b>

**Sources of Funding**

Sources of Funding	Amount (Cash)	Amount (In Kind)	Percent	Purpose of Contribution
1. Ontario Arts Council – Compas Program	\$13 500		30%	Portion of honoraries of financial and marketing plans
2. FedNor	\$18 000		40%	Portion of honoraries and portion of development of both plans
3. Greater Sudbury Development Corporation	\$9 000		20%	Portion of development of financial plan
4. Théâtre du Nouvel-Ontario	\$4 500		10%	Portion of development of marketing plan
<b>Total :</b>	<b>\$45 000</b>		<b>100%</b>	

### **Current Economic Benefits**

- According to Théâtre Action's (provincial arts service organization for French-language theatre in Ontario) socioeconomic and cultural impact study on theatre activities in the province (*La force du théâtre 2002-2003*), for each dollar it perceives from its funding sources, the TNO reinvests \$2.23 in Greater Sudbury's economy;
- The TNO's activities generate five full-time and two part-time positions;
- The TNO hires approximately a dozen local artists on a yearly basis to work on its productions;
- The TNO also hires artists from elsewhere in the province who reside in Greater Sudbury for months at a time (use of local hotels or bed and breakfasts, restaurants, personal shopping...);
- The TNO calls upon local businesses and craftspeople to design its costumes, sets, promotional tools and upkeep its installations (theatre hall, offices).

### **Expected Economic Benefits from the Three Year Business Plan**

Increased attendance and financial autonomy will allow the TNO to:

- Increase the number of its own productions and activities;
- Extend the run of its invited productions coming from elsewhere in Ontario and Canada;
- Create more job opportunities and increase reliance on local businesses and craftspeople;
- Increase economic benefits for the Greater Sudbury region;
- Increase Greater Sudbury's own visibility in other regions of the province and country through the TNO's touring projects and collaborations.

### **Brief History**

#### **The 1970's**

*Le Théâtre du Nouvel-Ontario* finds its origins in a university company that united a group of Laurentian University students around a young leader and playwright, André Paiement. The company decided to make the transition to professional theatre in 1971, buoyed by the energy and excitement of the growing Franco-Ontarian cultural identity, with the *Coopérative des artistes du Nouvel-Ontario* (CANO) (which also led to the creation of *CANO musique*, *Les Éditions Prise de Parole* and *La Nuit sur l'étang*).

#### **The 1980's**

In 1982, the arrival of Brigitte Haentjens and Jean Marc Dalpé as artistic directors is a major turning point for the company, from both an artistic and an administrative point of view. These are years of expansion for new plays, including award-winning *Le Chien* by Jean Marc Dalpé, which toured in Quebec, in France and was translated in English by The Factory Theatre in Toronto.

#### **The 1990's**

Sylvie Dufour, artistic director from 1992 to 1997, also committed to the creation of new plays, actively works with young and coming playwrights in order to expand the potential for new plays. The programming of new works was on a two-year cycle, producing one year and touring the next. It is under Sylvie's leadership that TNO develops a landmark partnership with College Boreal to build its theatre production centre as an annex of the Northern Ontario Francophone College's main Sudbury campus. TNO's new black-box theatre venue is inaugurated in 1997 and the arrival of André Perrier as artistic director in 1998 led to another major turning point.

### **The years 2000**

TNO increases the rhythm of production and hosting of guest productions, and developed a subscription season for adults. The TNO's productions receive provincial, national and international recognition with *Du Pépin à la Fissure*, *Violette sur la terre*, *Univers*, etc. The presentation of plays from other theatre companies, musical and dance shows allow the TNO to reach a wider audience.

The arrival of Geneviève Pineault as artistic director and general manager in July 2004 brings a new energy to the company. Genevieve is part of a new generation of artists who are currently infusing Ontario and Canada with their talent and ebullient energy. An Ottawa native and graduate of the University of Ottawa's theatre program, her experiences in theatre and at Réseau Ontario, a network of francophone show presenters, will allow the TNO to consolidate its acquisitions and build towards the future with vision, creativity and in a spirit of collaboration.

### **Prizes and Awards**

1989 - Governor General Award for *Le chien*, Jean Marc Dalpé

1994 - Governor General Award for *French Town*, Michel Ouellette

2001 - *Masque* for the best Franco-Canadian production for *Du Pépin à la fissure* directed by André Perrier, issued by the *Académie québécoise du théâtre*

2001 - *Palme* for the best production from outside the National Capital Region for *Du Pépin à la fissure* issued by *Le Cercle de la critique de la Capitale*; and *Palme* for the best scenography

2001 - *Du Pépin à la fissure* is finalist for the public's choice for the best performance in the Ottawa area in *Le Droit* daily newspaper

2001 - First prize for the best performer in *Du Pépin à la fissure* issued to Alain Doom by *Le Droit*

2001 - *Trille d'or* for the best circulation of variety shows in French in Ontario issued by *l'Association des professionnels de la chanson et de la musique franco-ontariennes*

2002 - Award of Excellence issued to André Perrier for the direction of *Univers* and *Du Pépin à la fissure* by *Théâtre Action*.

2003-*Masque* for the best Franco-Canadian production for *Univers*

2003- *Trille Or* for best touring host given by the *Association des professionnels de la chanson et de la musique franco-ontariennes* (2003)

### **Summary**

The Community Economic Development (CED) Committee of the GSDC Board of Directors reviewed the proposal and met with the proponent at their January 28<sup>th</sup> meeting. This resulted in a recommendation to the GSDC Board of Directors to support the financial request. On February 15<sup>th</sup>, the GSDC Board of Directors received a presentation by a representative of the TNO, reviewed the recommendation by the CED Committee and passed a resolution that recommends City Council support the TNO financial request in the amount of \$9,000 totaling 20% of the \$45,000 project cost.

Council's approval of this request is required to advance the funds. The funding recommended is provided by the 2005 Economic Development Capital Envelope. The uncommitted balance of the 2004 and 2005 capital envelopes is currently \$657,361. Approval of this request for \$9,000 will leave a balance of \$648,361 for other projects.